



FISCAL **2024**

COOK COUNTY ANNUAL
APPROPRIATION BILL

VOLUME 1

Executive Summary



TONI PRECKWINKLE

PRESIDENT, COOK COUNTY BOARD OF
COMMISSIONERS



**OFFICE OF THE PRESIDENT
BOARD OF COMMISSIONERS OF COOK COUNTY**

118 NORTH CLARK STREET
CHICAGO, ILLINOIS 60602
(312) 603-6400
TDD: (312) 603-5255

TONI PRECKWINKLE
PRESIDENT

It has been a very busy couple of years for Cook County. Between the pandemic, stubborn inflation, economic uncertainty and numerous other global and regional issues, we have faced some truly enormous challenges. Despite these many difficulties, the financial condition of Cook County is resilient and strong.

We are turning adversity into ambition, confronting each of these challenges, developing innovative equity and pandemic programming, expanding services and doing it all in a fiscally responsible manner. Through thoughtful financial management we are working to create a better tomorrow for our children, grandchildren and all future generations. I am incredibly proud of this work and what we have done to rise to the occasion.

In the face of many economic risks and budgeting challenges, Cook County has seen its bond rating upgraded twice, successfully pushed for landmark legislation to fully fund pensions, built up its reserve funds and managed hundreds of millions of dollars in equity programs and pandemic relief, all while putting forward balanced budgets with no increases to existing taxes. This is a testament to a decade of hard work, hard votes, a dedicated financial team and an unwavering commitment to responsible budgeting. We are in an enviable position because we have faithfully been living within our means, doing more with less and creating structural budget solutions year after year.

We are continuing to turn hardships into historic investment through this \$9.26 billion budget. This includes managing the nation's largest publicly funded guaranteed income initiative, putting millions of dollars toward small business assistance and economic development, increasing housing assistance and providing funding to help residents abolish medical debt.

Because of our judicious management of taxpayer dollars over the years, we are also able to implement a plan to continue providing pandemic services once federal funds are no longer available. This is being made possible through a new \$166 million ARPA reserve. This is an important step toward sustaining some very important programs established during the height of COVID-19. We also want to show how we are spending ARPA funds as transparently as possible, which is why we recently launched a website — arpa.cookcountyl.gov — which has up-to-date reports and information on the hundreds of millions of dollars and over 70 programs we are carefully managing.

In addition to our expansive pandemic recovery efforts, we are spearheading a collection of equity programs through a dedicated Equity Fund. We are committing even more resources to the fund this year which will continue enabling important work in the justice system, public safety, health, housing, economic opportunity, community development and social services to benefit historically marginalized communities. Again, this is all being done without raising taxes.

I always say that a budget is a moral document. In this budget you can see our priorities and principles as well as the progress we are making. This balanced budget continues our commitment to a stronger, fairer and financially secure future for all our residents.

Sincerely,

Toni Preckwinkle
President, Cook County Board of Commissioners



GOVERNMENT FINANCE OFFICERS ASSOCIATION

*Distinguished
Budget Presentation
Award*

PRESENTED TO

**Cook County
Illinois**

For the Fiscal Year Beginning

December 01, 2022

Christopher P. Morill

Executive Director

Government Finance Officers Association of the United States and Canada (GFOA) presented a Distinguished Budget Presentation Award to Cook County, Illinois, for its Annual Budget for the fiscal year beginning December 1, 2022. In order to receive this award, a governmental unit must publish a budget document that meets program criteria as a policy document, as a financial plan, as an operations guide, and as a communication device.

The award is valid for a period of one year only. We believe our current budget continues to conform to program requirements, and we are submitting it to GFOA to determine its eligibility for another award.

HOW TO READ VOLUME I OF THE COOK COUNTY BUDGET BOOK

This section contains sample tables for revenues, expenditures and grants to help better understand how to read the budget book. The color-coded tables below illustrate and summarize the past, present and projected collections and appropriations for Cook County as well as grants.

REVENUE

General Fund - Projected Annual Revenues and Expenses, by Source

Revenue Source	Historic Collections				Current Year Budget		Future Projections			
	Actual		Current Budget		Projection		Projection		Projection	
	FY2020	FY2021	FY2022	FY2023	FY2024	FY2025	FY2026	FY2027	FY2028	
Property Taxes										
400010-Property Taxes	222,664,437	223,415,718	190,155,325	267,660,808	157,026,073	176,357,799	166,601,230	178,954,383	167,620,282	
400030-Prior Year Prop. Taxes	(11,834,818)	(7,169,480)	(4,482,473)		-	-	-	-	-	
400040-Tax Increment Financing Taxes	21,756,338	19,213,092	13,538,232	25,872,500	13,453,200	18,766,672	18,766,672	18,766,672	18,766,672	
400060-Transfer of Tax Receipts	55,570		(10,507,008)	81,130	-	-	-	-	-	
Total Property Taxes	244,476,345	230,793,993	186,017,069	289,131,965	170,479,273	195,124,471	185,367,902	197,721,055	186,386,954	
Non Property Taxes										
401110-Non Property Taxes	6,067,988	37,699,431	132,979,558	41,845,974	73,189,873	79,005,639	103,043,218	117,775,323	121,804,063	
401150-County Sales Tax	721,645,078	861,610,924	1,059,602,538	1,125,426,295	1,119,037,554	1,137,862,000	1,185,487,000	1,234,412,000	1,277,010,000	
401210-Alcoholic Beverage Tax	35,995,394	38,268,243	38,411,036	37,929,793	37,840,000	38,028,000	38,218,000	38,408,000	38,600,000	
401310-Off Track Betting Comm.	652,079	1,075,934	704,746	753,337	750,000	711,000	671,000	633,000	598,000	

EXPENDITURES

Historical Appropriation and Expenditures

Departments	Historical Appropriation and Expenditures						Current Year Appropriation		Difference	
	FY 2020	FY 2020	FY 2021	FY 2021	FY 2022	FY 2022	FY 2023	FY 2023		FY 2024
	Expenditures	Appropriations	Expenditures	Appropriations	Expenditures	Appropriations	Expenditures	Appropriations	Appropriations	FY24 - FY23
General Fund										
Corporate Fund										
1010-Office of the President	2,111,860	3,455,211	3,378,300	3,601,790	3,525,639	4,376,350	4,116,225	6,194,664	7,201,972	1,007,308
1021-Office of the Chief Financial Officer	1,262,438	1,518,072	1,399,939	1,559,125	1,341,670	1,903,258	1,720,268	2,787,669	2,911,267	123,598
1007-Revenue	8,721,332	10,577,679	9,005,867	9,862,536	9,147,822	10,536,708	9,562,833	11,256,211	11,394,943	138,732
1008-Risk Management	2,481,024	2,487,132	2,428,125	2,583,410	2,370,958	2,622,768	2,440,119	2,897,253	2,963,123	65,870
1014-Budget and Management Services	1,471,633	1,750,738	1,735,431	1,838,206	2,064,327	2,187,001	3,022,696	3,684,059	3,859,759	175,700
1020-County Comptroller	3,640,970	3,988,823	3,674,546	4,044,724	3,651,211	4,195,207	3,926,702	5,420,822	5,516,652	95,830

GRANTS

Current Year Grant Appropriation

Grant Number and Title	Current Year Grant Appropriation	Next Year Estimates			Total Project Amount
	FY23 Approved Budget	FY24 Anticipated Carry Over	FY24 Anticipated New Award	CountyCash Match	
1051-President					
G53866-Grant 2020 JAC Innov	1,850,000	462,500	-	-	462,500
G54041-Grant 2021 JAC R3 - Suburban Services		600,000	-	-	600,000
G54066-Grant 2022 OCJ Safety and Justice		-	-	-	0
G54335-Grant 2021 JAC SJC Racial Equity Cohort	250,000	122,650	-	-	122,650

FREQUENTLY ASKED QUESTIONS

This section is a map for understanding the various sections of the three-volume budget book and will allow the reader to answer some of the most frequently asked questions about Cook County's services and resources associated.

QUESTIONS		VOLUME	SECTION
Where does the money for the County's Budget come from?		I	REVENUE
What is County's largest revenue source?		I	REVENUE
What is the funding allocation?		I	EXECUTIVE SUMMARY
How does the money get spent?		I	EXECUTIVE SUMMARY
	By program (function) area	I	EXPENDITURE
	By Expense Type	I	EXPENDITURE
	By Fund	I	EXPENDITURE
	By Department	II	A-R
How many people does the County employ?		I	EXECUTIVE SUMMARY
What services does the County provide for its residents?		II	A-R
Where can you learn about the County's Capital Projects?		I	CAPITAL IMPROVEMENT PROGRAMS
What type of grants does the County receive?		I	REVENUE
How are County employees compensated?		III	ALL
Where is the Glossary?		I	APPENDIX A
Who are the County's Elected Officials?		I	INTRODUCTION

INTRODUCTION

PRESIDENT'S MESSAGE	i
HOW TO READ VOLUME I OF THE BUDGET	iii
FREQUENTLY ASKED QUESTIONS	iv
COUNTY GOVERNMENT	viii
COOK COUNTY ORGANIZATIONAL CHART	xi
COUNTY PROFILE	xii
PRINCIPAL FUNCTIONS OF COOK COUNTY	xv
BUDGET CALENDAR	xvii
BUDGET PROCESS	xviii

EXECUTIVE SUMMARY

EXECUTIVE SUMMARY	1
FY2024 BUDGET AT A GLANCE	2
TOTAL REVENUE	3
TOTAL EXPENDITURES	4
SUMMARY OF REVENUE AND EXPENDITURE BY SOURCES, USES AND FUND	5
FY2024 BUDGET HIGHLIGHTS	10
LONG-TERM STRATEGIC PLAN	13
FY2024 POLICY GOALS	14
COUNTY LONG-TERM FINANCIAL FORECAST	17
METHODOLOGY	30

REVENUE ESTIMATE

INTRODUCTION TO REVENUE	37
TOTAL FUNDING SOURCES AND ALLOCATIONS	38
GENERAL AND HEALTH ENTERPRISE FUNDS	39
REVENUE FROM PROPERTY TAX	41
GENERAL FUND — REVENUE BY SOURCE	43
NON-PROPERTY TAXES	44
FEES AND LICENSES	47
INTERGOVERNMENTAL REVENUE	50
MISCELLANEOUS REVENUES	50

HEALTH ENTERPRISE FUND	50
REVENUE BY SOURCE - TABLE	52
SPECIAL PURPOSE FUNDS	57
ELECTION FUND	60
DEBT SERVICE FUND	61
ANNUITY AND BENEFIT FUND	61
SPECIAL PURPOSE FUNDS - TABLE	62
GRANT FUNDS	64
GRANT SUMMARY	65

PROPOSED EXPENDITURES

PROPOSED EXPENDITURES INTRODUCTION	79
GENERAL FUND — OPERATING EXPENDITURES BY PROGRAM AREAS	81
GENERAL FUND — OPERATIONAL HIGHLIGHTS BY PROGRAM AREAS	82
GENERAL FUND — OPERATING EXPENDITURES BY TYPE	84
HEALTH ENTERPRISE FUND — OPERATING EXPENDITURES BY PROGRAM AREAS	86
HEALTH ENTERPRISE FUND - OPERATIONAL EXPENDITURES BY TYPE	89
NON-MAJOR FUNDS	93
SUMMARY OF APPROPRIATIONS AND FTES BY FUNDS	95
2024 COOK COUNTY FINAL APPROPRIATION BILL BY OFFICE	96

CAPITAL IMPROVEMENT PROGRAMS

CAPITAL BUDGET OVERVIEW	159
PURPOSE OF CAPITAL PROGRAMMING	160
DEBT OVERVIEW	163
RELATIONSHIP BETWEEN CAPITAL & OPERATING BUDGETS	168
CAPITAL IMPROVEMENT PROGRAM HIGHLIGHTS	171
TRANSPORTATION & HIGHWAYS PROGRAM HIGHLIGHTS	172
CAPITAL EQUIPMENT PROGRAM HIGHLIGHTS	172
CAPITAL IMPROVEMENT OVERVIEW	173
TRANSPORTATION AND HIGHWAYS OVERVIEW	203
CAPITAL EQUIPMENT OVERVIEW	245

RESOLUTION

POLICIES

POLICIES	281
COOK COUNTY ANTI-FRAUD POLICY	294

APPENDICES

APPENDIX A: GLOSSARY OF TERMS	299
ACRONYMS	307
APPENDIX B: DEPARTMENT DIRECTORY	311
APPENDIX C: CHART OF ACCOUNTS	319

COUNTY GOVERNMENT

Cook County is governed by the County Board President and seventeen Board Commissioners who serve four-year terms. Commissioners are elected from single member districts while the County Board President is elected by a general vote countywide.

Under the Illinois Constitution, the County is a home rule unit of government and, except as limited by State law, may exercise any power and perform any function relating to its government and affairs.

The President is the Chief Executive Officer of the County and presides over the meetings of the County Board. The President has the power to veto County Board resolutions and ordinances. The County Board requires a two-thirds vote to override a Presidential veto. There are ten additional Cook County government offices. Seven of the offices have their own officers who are independently elected: the Assessor, the three commissioners of the Board of Review, the Clerk of the Circuit Court, the County Clerk, the Sheriff, the State's Attorney, and the Treasurer. The other three Cook County government offices have officers appointed through other means: the Public Defender, the Inspector General and the Land Bank Authority. The Chief Judge of the Circuit Court is elected by and from the Circuit Court Judges. The Chairman of the Board of Election Commissioners is elected by and from the three commissioners and then appointed by the Circuit Court. The Governor of Illinois appoints the Public Administrator. The Committee on Finance of the Cook County Board consists of all members of the County Board. Commissioner John P. Daley is the Chairman of the Committee on Finance of the County Board. The President is required to submit an Executive Budget Recommendation to the Committee on Finance as the basis upon which the Annual Appropriation Bill is prepared and enacted. The President and the Board of Commissioners are accountable to Cook County residents for budgeting and controlling financial resources for all Cook County governmental offices and departments. The President and the Board of Commissioners apply guidelines, set goals, and use fiscal control for all Cook County offices and departments.

PRESIDENT OF THE COOK COUNTY BOARD OF COMMISSIONERS OFFICE OF THE PRESIDENT



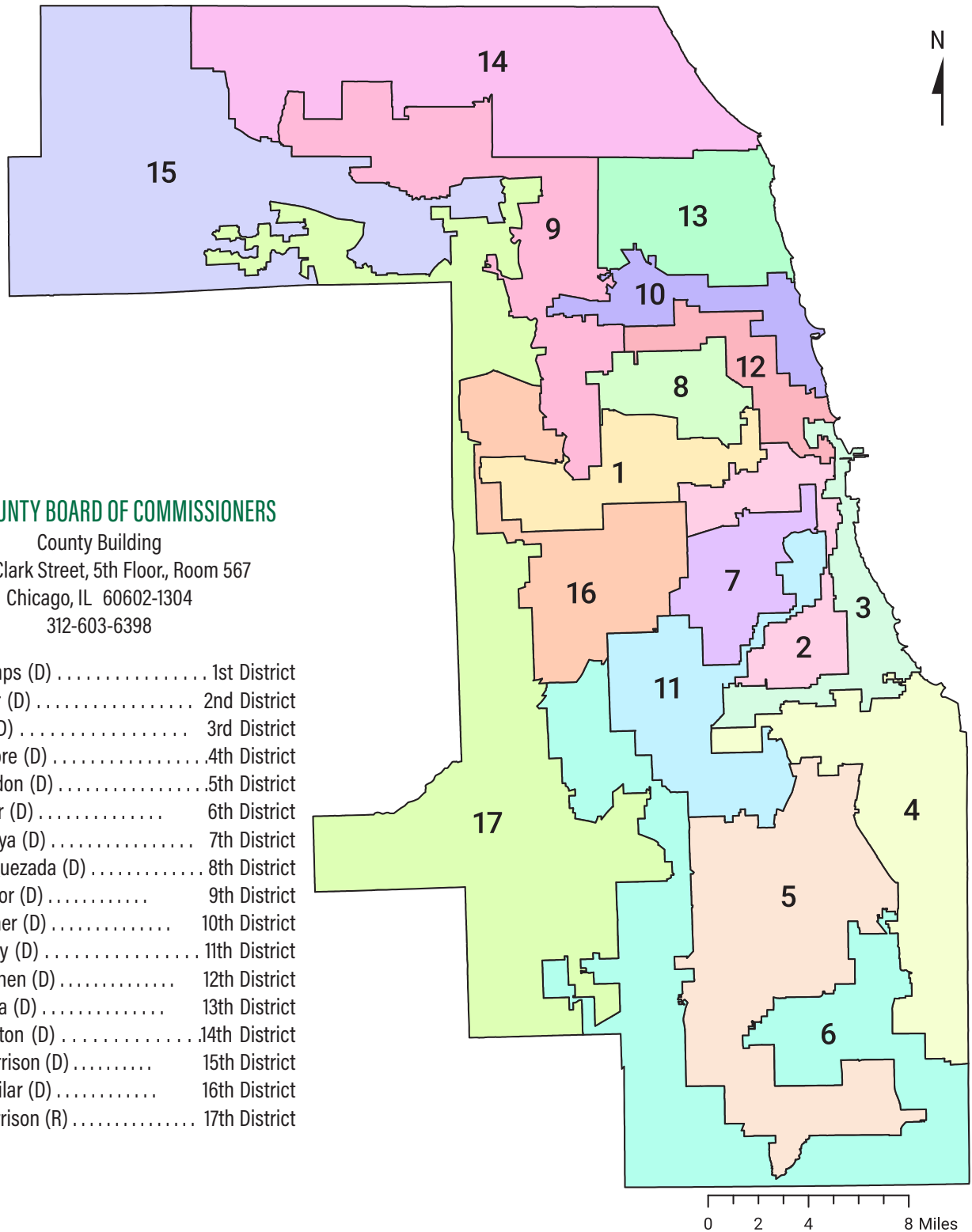
HONORABLE TONI PRECKWINKLE

PRESIDENT, COOK COUNTY BOARD

County Building
118 N. Clark Street, Room 537
Chicago, IL 60602-1304
312-603-6400

www.cookcountyil.gov

In addition to presiding at County Board meetings, the President of the Cook County Board of Commissioners, as Chief Executive of the County (Const. Art. 7 § 4 (b)), is responsible for preparing the Executive Budget Recommendation (submitted to the Board for final approval) and the administration of the County government, except for the responsibilities held by other elected officials. With the consent of the Board, the President appoints the heads of County departments falling under the Board's jurisdiction.



COOK COUNTY BOARD OF COMMISSIONERS

County Building
 118 N. Clark Street, 5th Floor, Room 567
 Chicago, IL 60602-1304
 312-603-6398

- Tara S. Stamps (D) 1st District
- Dennis Deer (D) 2nd District
- Bill Lowry (D) 3rd District
- Stanley Moore (D) 4th District
- Monica Gordon (D) 5th District
- Donna Miller (D) 6th District
- Alma E. Anaya (D) 7th District
- Anthony J. Quezada (D) 8th District
- Maggie Trevor (D) 9th District
- Bridget Gainer (D) 10th District
- John P. Daley (D) 11th District
- Bridget Degnen (D) 12th District
- Josina Morita (D) 13th District
- Scott R. Britton (D) 14th District
- Kevin B. Morrison (D) 15th District
- Frank J. Aguilar (D) 16th District
- Sean M. Morrison (R) 17th District

Commissioner Districts effective Dec. 5, 2022



COOK COUNTY ASSESSOR
HONORABLE FRITZ KAEGI

Room 320, County Bldg.
118 N. Clark Street
Chicago, IL 60602
312-443-7550



COOK COUNTY SHERIFF
HONORABLE THOMAS J. DART

3026 S. California Ave.
Chicago, IL 60608
312-603-6444



COOK COUNTY TREASURER
HONORABLE MARIA PAPPAS

Room 112, County Bldg.
118 N. Clark Street
Chicago, IL 60602
312-443-5100



COOK COUNTY STATE'S ATTORNEY
HONORABLE KIMBERLY M. FOXX

Suite 3200
69 W. Washington
Chicago, IL 60602
312-603-1880



CLERK OF THE CIRCUIT COURT
HONORABLE IRIS MARTINEZ

Room 1001, Daley Center
50 W. Washington
Chicago, IL 60602
312-603-5031



**COOK COUNTY BOARD OF
REVIEW COMMISSIONERS**
HONORABLE GEORGE A. CARDENAS
HONORABLE SAMANTHA STEELE
HONORABLE LARRY R. ROGERS, JR.



Room 601, County Bldg.
118 N. Clark Street
Chicago, IL 60602
312-603-5542

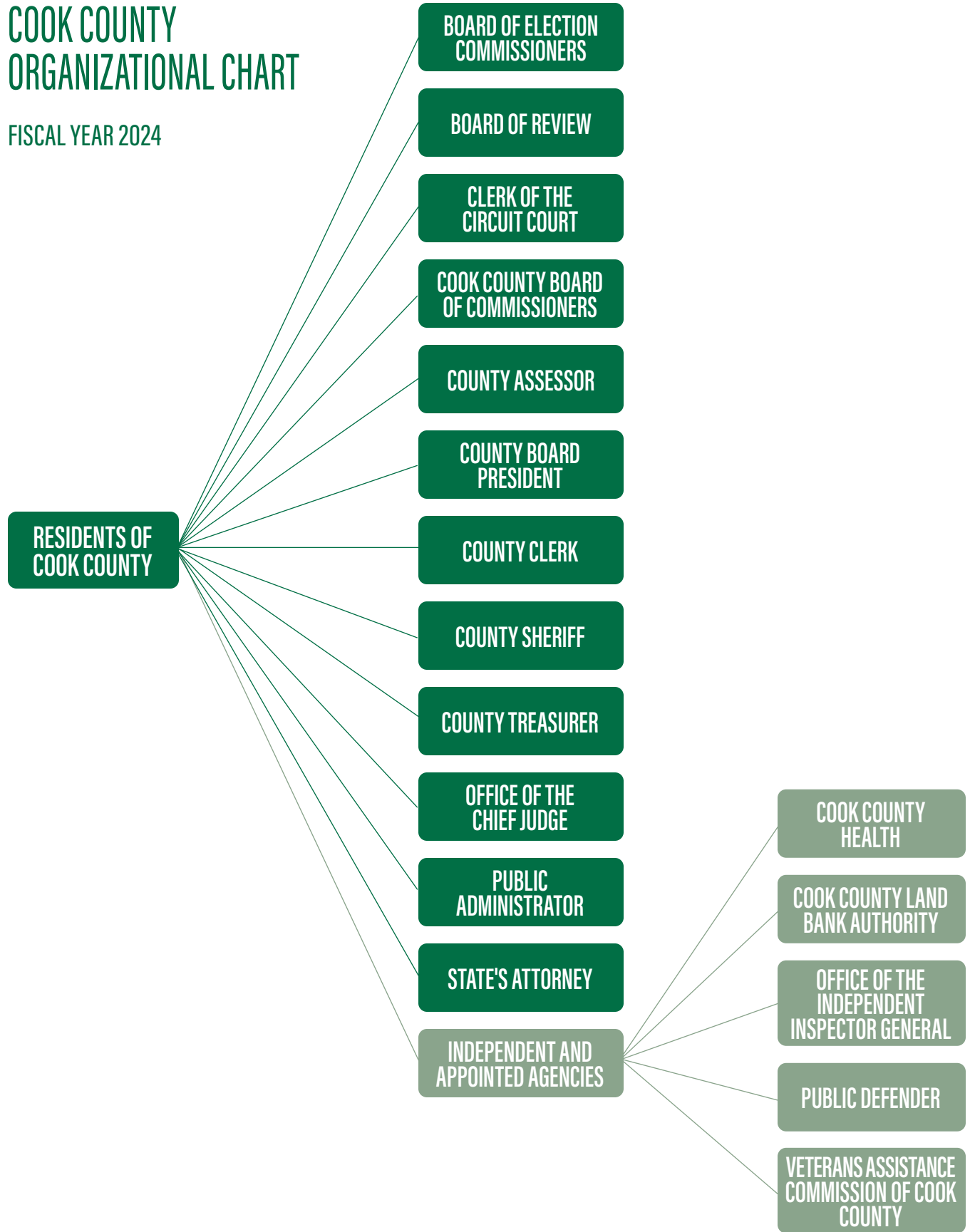


COOK COUNTY CLERK
HONORABLE KAREN A. YARBROUGH

Room 230, County Bldg.
118 N. Clark Street
Chicago, IL 60602
312-603-5656

COOK COUNTY ORGANIZATIONAL CHART

FISCAL YEAR 2024

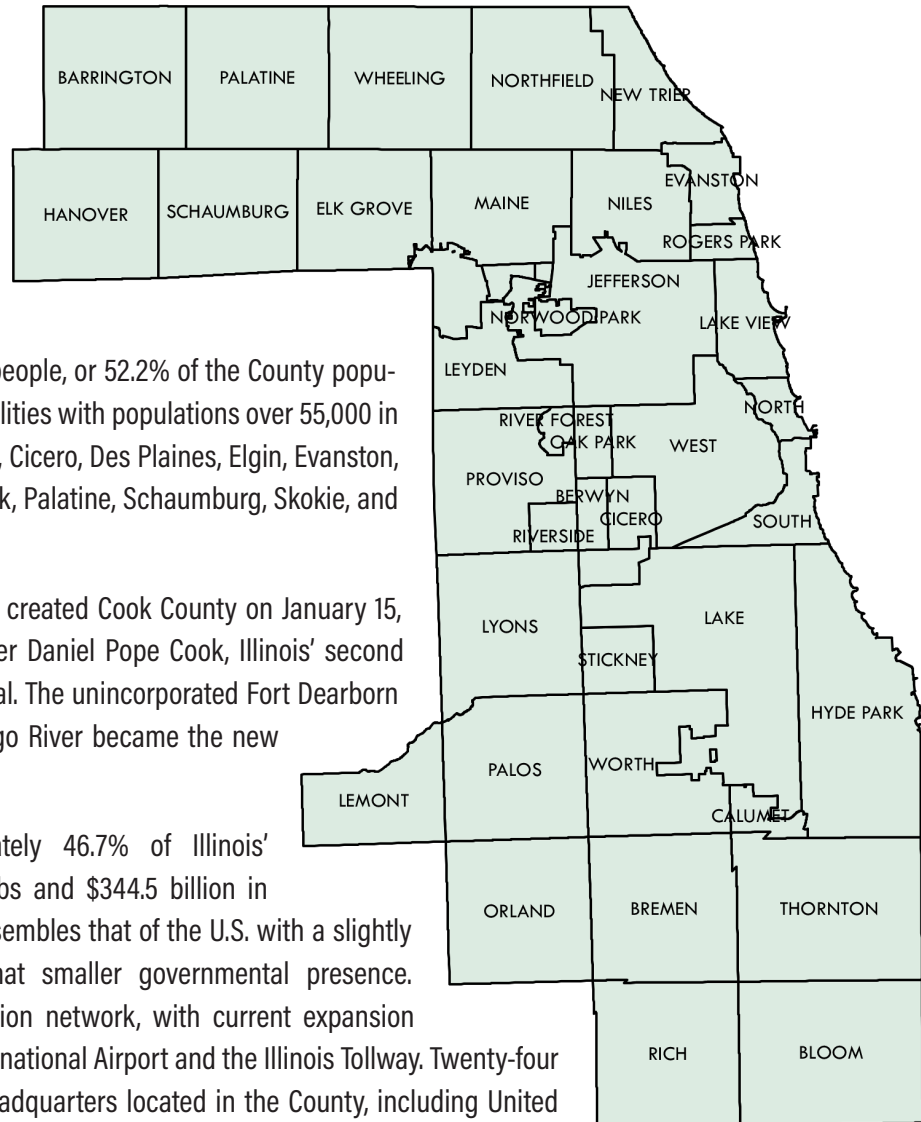


COUNTY PROFILE

Cook County, Illinois, is the Midwest's cultural and economic center. Home to 5.11 million residents, it is the second most populous county in the United States, while its County Seat, Chicago, is the third largest city in the United States containing 2.67 million people, or 52.2% of the County population. There are thirteen other municipalities with populations over 55,000 in the County: Arlington Heights, Berwyn, Cicero, Des Plaines, Elgin, Evanston, Mount Prospect, Oak Lawn, Orland Park, Palatine, Schaumburg, Skokie, and Tinley Park.

An Act of the Illinois State Legislature created Cook County on January 15, 1831. The new County was named after Daniel Pope Cook, Illinois' second congressman and first attorney general. The unincorporated Fort Dearborn settlement at the mouth of the Chicago River became the new county's seat.

Cook County comprises approximately 46.7% of Illinois' economic activity with 2.4 million jobs and \$344.5 billion in annual output. Its industrial profile resembles that of the U.S. with a slightly larger services sector and somewhat smaller governmental presence. The County has a strong transportation network, with current expansion underway at both Chicago O'Hare International Airport and the Illinois Tollway. Twenty-four Fortune 500 companies have their headquarters located in the County, including United Airlines Holdings, Kraft Heinz, McDonald's, Jones Lang LaSalle, Conagra Brands, Motorola Solutions, Northern Trust, R.R. Donnelley & Sons, CME Group, Molson Coors Beverages, Kemper, Transunion, and Hyatt Hotels.



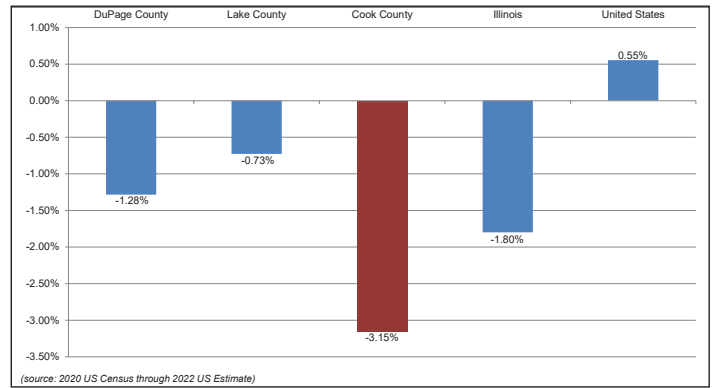
GEOGRAPHY

Cook County sits on the shores of Lake Michigan in the northeast of Illinois. The County comprises 945 square miles of land or 1.7% of Illinois. The City of Chicago accounts for approximately 24% of County land, the suburban municipalities 61%, and unincorporated areas under County Board jurisdiction the remaining 15%. Within Cook County there are 221 special-purpose governments, 134 municipalities, 149 school districts, and 29 townships.

Although Cook County is densely populated, the Forest Preserve District protects nearly 70,000 acres of natural land or over 11% of Cook County. The Forest Preserve District's mission is ". . .to acquire, restore and manage lands for the purpose of protecting and preserving public open space with its natural wonders, significant prairies, forests, wetlands, rivers, streams, and other landscapes with all of its associated wildlife, in a natural state for the education, pleasure and recreation of the public now and in the future."

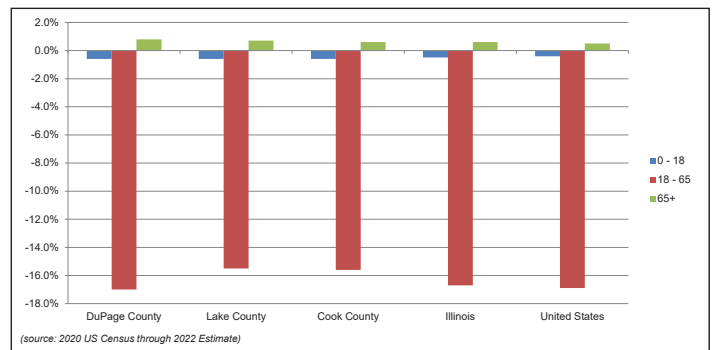
POPULATION GROWTH RATE

As of 2022, the population estimate for Cook County is 5,109,292 according to the United States Census Bureau, or an average of 5,583 people per square mile and comprises 40.6% of the population of Illinois. Cook County has shown a slight decrease in population since the 2020 census in line with its surrounding counties, and the State of Illinois, which has seen a decline of 1.8% over the same time period.



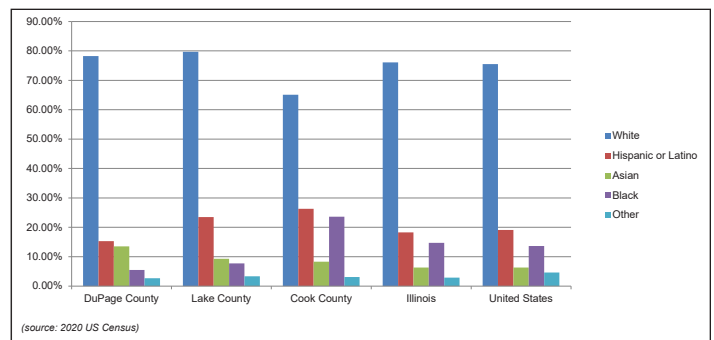
POPULATION GROWTH RATE BY AGE

Communities across the United States are getting older and grayer as baby boomers approach their retirement years. Cook County is aging at a lower rate than in our largest surrounding counties, Illinois, and the US. Although the growth rate of the elderly population is lower than our largest surrounding counties, and the United States, it is still growing at a significant pace.



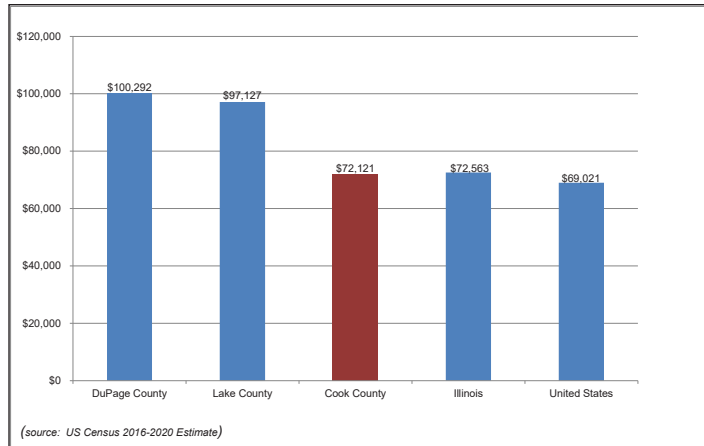
ETHNICITY

The County is racially and ethnically diverse, with a growing Latino and Asian population. 20.9% of Cook County residents are foreign-born and almost all nationalities are represented among its residents. African Americans make up 23.6% of the population, Asians 8.3%, and Whites 65.1%, 26.3% of residents identify as Hispanic or Latino of Any Race. The remainder 3.1% of the population self-identifies as Two or More Races or as American Indian, Alaska Native, Native Hawaiian, or Other Pacific Islander (Other Race).



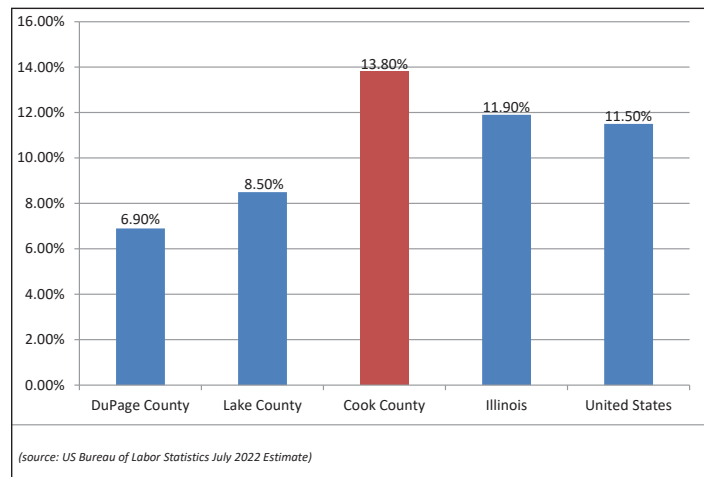
MEDIAN HOUSEHOLD INCOME

The County is a diverse industrial center and a leading economic center of the Midwest. The median household income within Cook County is \$72,121, which is 4.5% higher than the national rate but slightly lower than the rate for Illinois, and below those of the surrounding counties of DuPage County and Lake County.



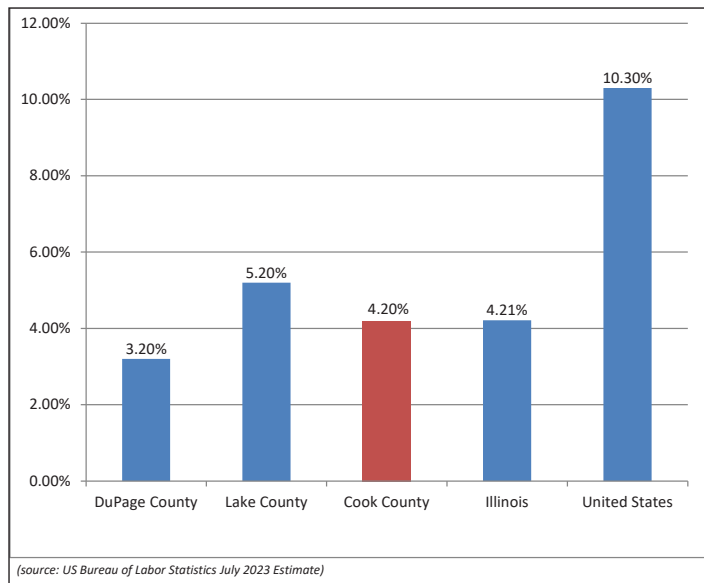
POVERTY RATE

Cook County has a higher poverty rate than the surrounding counties. Part of the reason is that Chicago has a poverty rate of 17.1%. In FY2022, 21% of the population faced the severe housing crisis in Cook County, IL along with the largest demographic living in poverty in Cook County are females between the ages of 25-34, followed by females between the ages of 18-24 and 35-44, respectively.



UNEMPLOYMENT RATE

As of July 2023, the unemployment rate stands at 4.2%. Cook County's unemployment rate is lower than the state and national rate, and Lake County.



PRINCIPAL FUNCTIONS OF COOK COUNTY

County Government has the principal responsibility of the provision of public health services, the protection of persons and property, the assessment of real property and the tax levy, and the extension and collection of property taxes. The County also has responsibility for maintaining County roads, supporting, and driving economic development, and the provision of certain government services in unincorporated Cook County.

HEALTH CARE

Cook County is responsible for providing public health care access and services to residents, regardless of a resident's ability to pay or citizenship status. The Cook County Health & Hospital System (CCH) operates a health care delivery system composed of the following entities:

John H. Stroger, Jr. Hospital of Cook County (Stroger Hospital), Provident Hospital of Cook County (Provident Hospital), the Ambulatory and Community Health Network of Cook County, Cermak Health Services of Cook County, the Ruth M. Rothstein CORE Center, and the Cook County Department of Public Health (CCDPH). CCH cares for more than 300,000 patients each year.

CCDPH serves suburban Cook County and provides service to 2.62 million residents in 124 municipalities with the public health needs of its jurisdiction through effective and efficient disease prevention and health promotion programs.

In 2012, the Illinois Department of Healthcare and Family Services and CCH received a Section 1115 Medicaid waiver from the Federal Center for

COOK COUNTY HEALTH • SERVICE MAP

Note: All services are not provided at every facility and services are subject to change. Please call your provider or the Patient Support Center at **312-864-0200** for more information.

- Primary Care Medical Homes (Family Health Care)**
 1. Arlington Heights Health Center • Arlington Heights, IL
 2. Belmont-Cragin Health Center • Chicago, IL
 3. Austin Health Center • Chicago, IL
 4. North Riverside Health Center • North Riverside, IL
 5. Dr. Jorge Prieto Health Center • Chicago, IL
 6. Englewood Health Center • Chicago, IL
 7. Robbins Health Center • Robbins, IL
 8. Cottage Grove Health Center • Ford Heights, IL
- Regional Outpatient Centers**
(Includes Primary Care Medical Homes, specialty, diagnostic and procedural services)
 9. John Sengstacke Health Center at Provident Hospital • Chicago, IL
 10. Blue Island Health Center • Blue Island, IL
 11. Central Campus • Chicago, IL
 - Professional Building
 - Harrison Square
 - General Medicine Clinic (GMC)
 - Specialty Care Center (Clinics A - V)
 - Women & Children's Center at Stroger Hospital
 12. Ruth M. Rothstein CORE Center • Chicago, IL
 13. Provident Dialysis Center • Chicago, IL
- Child & Adolescent Services**
 14. Morton East Health Center • Cicero, IL
- HOSPITALS**
 15. John H. Stroger, Jr. Hospital • Chicago, IL
 16. Provident Hospital • Chicago, IL
- ADDITIONAL SERVICES**
 - Cook County Department of Public Health (CCDPH)**
 17. CCDPH Main Office • Forest Park, IL
 18. CCDPH at Bridgeview Courthouse • Bridgeview, IL
 19. CCDPH at Rolling Meadows Courthouse • Rolling Meadows, IL
 - Correctional Health Services**
 20. Cook County Jail • Chicago, IL
 21. Juvenile Temporary Detention Center • Chicago, IL

COOK COUNTY HEALTH
cookcountyhealth.org

012323

Medicare and Medicaid Services. Under the terms and conditions of the waiver and an associated demonstration period, County residents with income up to 133% of the Federal Poverty Level were eligible for Medicaid without being subject to an asset test through CountyCare. Following the waiver demonstration period concluding July 2014, CountyCare became a "Managed Care Community Network," expanding the eligible patient population to families, children, seniors, and persons with disabilities.

CCH offers a broad range of services from specialty and primary care to emergency, acute, outpatient, rehabilitative, long-term, and preventative care. The health system plans to employ approximately 7,326 full-time employees in FY2024. Operations and policy for CCH are governed by an independent Board of Directors.

PUBLIC SAFETY

Cook County provides services for the protection of persons and property through the provision of a court system, a jail system, a police force, prosecution, and public defense. The County operates the second largest unified court system in the United States (which hears civil, criminal, and administrative cases), the second largest prosecutor's office in the nation (which is responsible for the prosecution of all misdemeanor and felony crimes committed in the County), and one of the largest criminal defense firms in the Country with over 500 attorneys charged with representing every type of criminal offense and child protection violation.

The Cook County Department of Corrections is one of the largest single-site pretrial detention facilities in the United States. The Juvenile Temporary Detention Facility was the first and largest juvenile detention facility in the country.

The Sheriff's Police conducts investigations, makes arrests, and provides other police services to unincorporated Cook County, as well as coordinates with municipal police forces throughout the County.

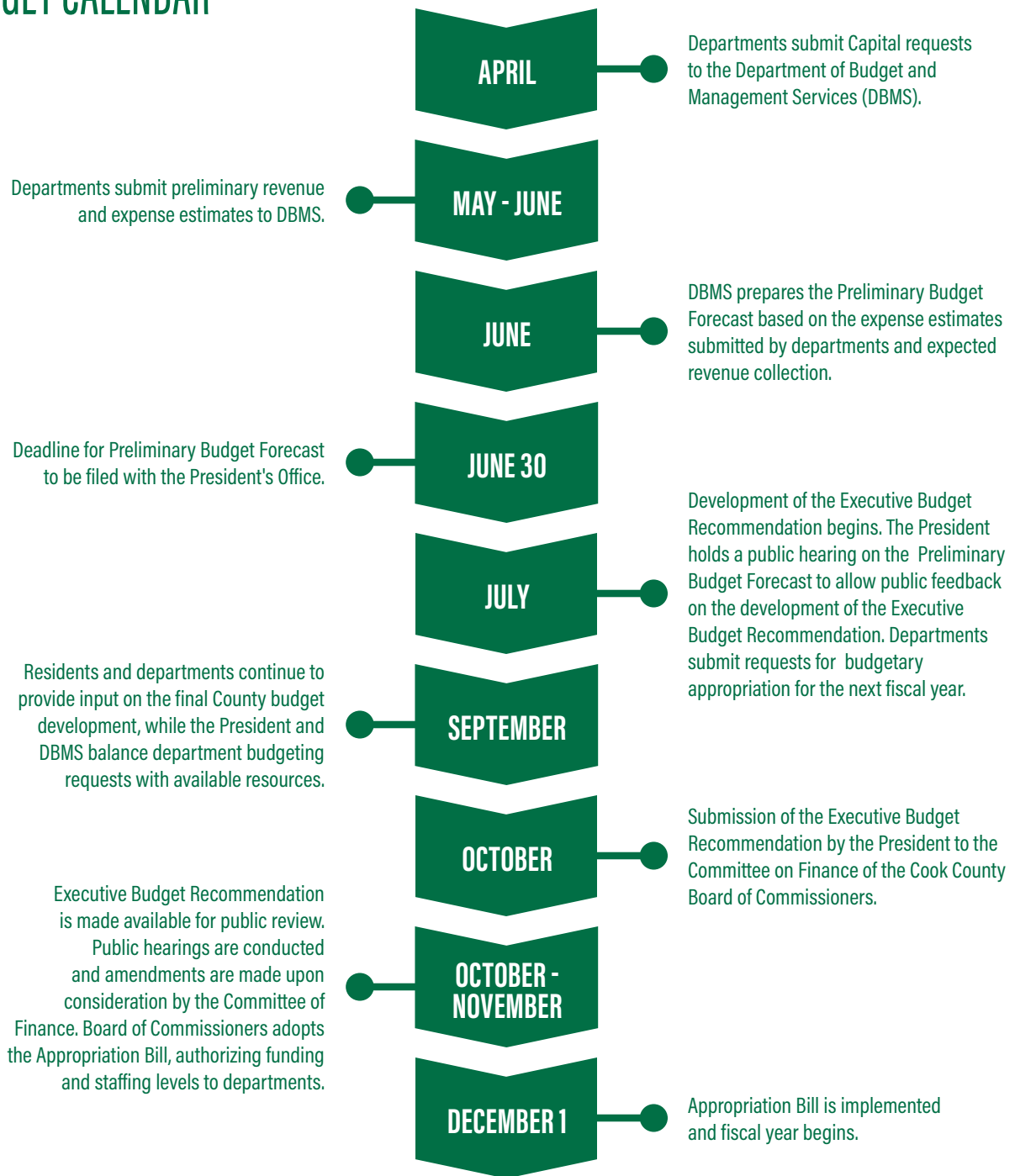
The Cook County Department of Emergency Management and Regional Security coordinates countywide emergency and disaster preparedness planning and assists jurisdictions in recovery from a disaster.

PROPERTY AND TAXATION

Cook County administers the second largest property taxation system in the United States. There are more than 1.8 million taxable parcels of land within the County, with an annual collection of over \$16.1 billion dollars. Tax funds are distributed to over 2,200 local government agencies including school districts, villages, cities, townships, parks and forest preserves, libraries, and public health and safety agencies.

The County assesses one third of the region each year, rotating among the northern suburbs, the southern suburbs, and the City of Chicago. The value of each property is determined by a mass appraisal system rather than on an individual basis. Taxpayers can appeal their assessments before the tax rate is calculated. Bills are sent to property owners twice per year.

BUDGET CALENDAR



ONGOING

Quarterly allotments and monthly expenditure and revenue reports are implemented and reviewed by the Department of Budget and Management Services (DBMS) to manage resources allocated through the Appropriation Bill. President Preckwinkle established the Office of Research, Operations and Innovation (ROI) to further empower employees to adopt performance management and a culture of continuous improvement. ROI oversees performance management for Cook County government and the publication of public performance dashboards updated quarterly. Each dashboard tracks Key Performance Indicators (KPIs) that measure a department's goals and accomplishments.

BUDGET PROCESS

BASIS OF BUDGETING

Cook County prepares an annual budget that provides a spending plan for the next fiscal year. The County produces a balanced budget, as required by the State of Illinois' Counties Code, which accounts for the County's estimated revenue and intended spending. The County prepares and presents its annual budget on a cash (plus encumbrance) basis, except for property taxes which are budgeted on an accrual basis.

The County's budgetary basis of accounting described above differs from the County's GAAP basis reporting, which is used in the County's Annual Comprehensive Financial Report. The key differences are:

- Property tax levies and personal property replacement taxes ("PPRT") are recognized as revenue in the budgetary statements in the year levied or the year PPRT would have been levied. The fund operating statements prepared under GAAP recognize property tax levies as revenue in the subsequent year when they become available; PPRT are recognized when collected by the County.
- Expenditures related to specific property tax levies (i.e., pension obligation, principal and interest on general obligation bonds, rental obligations, and allowances for uncollectible taxes) are recognized in the budgetary statements in the year the taxes are levied. The GAAP fund operating statements recognize these expenditures when the related liability is incurred with the exception of principal and interest on general long-term debt, which is recognized when due.
- Encumbrances are combined with expenditures in the budgetary statements but are excluded in the GAAP fund operating statements.
- Incurred obligations (i.e., accounts payable and accrued salaries) are recognized as expenditures when paid in the budgetary statements while the GAAP fund operating statements recognize these items when the related liability is incurred.
- Revenue is recognized when received in the budgetary statements, while the GAAP fund operating statements recognize these items when measurable and available for financing current obligations.

The Health Enterprise Fund's annual budget is also prepared on a cash (plus encumbrances basis), while its financial report is prepared using the accrual basis.

The funds in the appropriation are reported as required in the County's audited financial statements in the Schedules of Revenues, Expenditures and Encumbrances - Budget and Actual set forth in the County's Annual Comprehensive Financial Report.

BUDGET DEVELOPMENT

The budget process begins in April of each year when departments submit requests of their capital needs for the upcoming fiscal year to the Department of Budget and Management Services (DBMS). DBMS reviews each department's capital request and balances them against the County's resources and priority goals. Approved capital projects are then folded into the President's executive budget recommendation for the next fiscal year.

The budget process continues in late spring when departments provide DBMS preliminary revenue and expense estimates for the next fiscal year. DBMS aggregates such revenue and expense estimates and analyzes other resources available to accurately forecast the fiscal outlook for the coming year and prepare the preliminary budget forecast. The preliminary budget forecast is required to be filed with the President's Office by June 30 of each year. The forecast is provided to the Cook County

Board of Commissioners and made available to County residents. This year, the County presented its preliminary budget forecast on June 22, 2023. Pursuant to Executive Order 2012-01, the President holds a preliminary budget forecast hearing to allow residents to provide feedback during the development of the annual executive budget recommendation. After receiving input from residents, the President of the County Board and DBMS work with each department to develop a final executive budget recommendation.

The executive budget, as recommended by the President, is submitted to the County Board's Committee on Finance, which in turn holds hearings with each department. The Finance Committee also holds public hearings to hear resident comments regarding the budget. The County Board considers the budget carefully and may submit amendments that have a net zero impact to the overall County operating budget. Upon the completion of all public hearings, the County Board approves and adopts the executive budget recommendation, as amended, which becomes the Annual Appropriation Bill. The Annual Appropriation Bill, which authorizes funding and staffing for each County department, is then implemented on December 1st, which is the start of the County's fiscal year.



EXECUTIVE SUMMARY

Cook County government provides vital services for 5.17 million residents of northeastern Illinois, including the City of Chicago, surrounding suburbs and unincorporated areas of Cook County. These services include:

- A system of public hospitals and ambulatory clinics, as well as a Medicaid managed care insurance plan.
- Protection of persons and property through services that include policing, corrections and justice administration through the Circuit Court System.
- Property valuation and administration of property taxes for Cook County and all underlying municipalities, townships, school districts and other local jurisdictions.
- Economic development activities, including transportation infrastructure development and maintenance.
- Election administration and vital records management.
- General municipal services like issuance of permits related to buildings in unincorporated areas of the County.
- Finance, administration and numerous other central governmental services.

For Fiscal Year 2024, the Adopted Budget is a \$9.26 billion spending plan which is driven by several policy goals to enhance Cook County's services by:

- Improving public health outcomes through expanded Medicaid coverage and investment in outpatient services to ensure vital health care access for the most vulnerable residents of Cook County.
- Fostering a justice system that focuses on reducing recidivism and pretrial detention by investing in violence prevention programs, electronic monitoring, I-bonds, and probationary and pretrial services.
- Providing economic development opportunities for historically marginalized and disinvested communities in suburban Cook County through job training programs, public infrastructure funding and affordable housing.
- Investing in highway and transportation infrastructure to ensure Cook County maintains its competitiveness as the Midwest's key distribution and logistics hub.
- Modernizing delivery of County services by investing in technology infrastructure to streamline operations across agencies and allowing residents to interact with County government electronically.
- Promoting a long-term plan for fiscal sustainability to address legacy liabilities and preserve essential public safety and public health services by reducing the County government's real estate footprint, meticulously managing health benefit costs and eliminating redundant programs.

FY2024 BUDGET AT A GLANCE

TOTAL BUDGET
\$9.26 BILLION

THE PROPOSED BUDGET TOTAL,
 INCLUDING CAPITAL AND GRANT FUNDS

 **\$85.6 MILLION**

FY2024 PRELIMINARY
 FORECAST BUDGET GAP



23,364 FTEs
 (1.7% DECREASE FROM FY2023 ADOPTED)

\$7.74 BILLION

THE COUNTY OPERATING BUDGET, EXCLUDING CAPITAL, ANNUITY & BENEFITS, AND DEBT PAYMENT



CAPITAL PROJECTS



\$238.6 MILLION
 CAPITAL IMPROVEMENTS



\$154.3 MILLION
 HIGHWAY IMPROVEMENTS




\$163.7 MILLION
 CAPITAL EQUIPMENT PROJECTS


 **HEALTHY COMMUNITIES** **365,000**
 AVG. COUNTY CARE MEMBERS PER MONTH

 **SUSTAINABLE COMMUNITIES** **43.8%**
 GREENHOUSE GAS EMISSIONS REDUCTION IN COUNTY BUILDINGS (2010-2023)

 **VITAL COMMUNITIES** **\$102.3 MILLION**
 IN EQUITY FUND INVESTMENTS

 **CONNECTED COMMUNITIES** **\$10 MILLION**
 INVEST IN COOK

 **SAFE AND THRIVING COMMUNITIES** **\$35 MILLION**
 IN GRANTS SUPPORTED BY THE EQUITY FUND **43%**
 REDUCTION IN JAIL POPULATION SINCE 2010

 **OPEN COMMUNITIES** **\$2.56 BILLION**
 IN ADDITIONAL PENSION CONTRIBUTION SINCE 2016 **66.5%**
 FUNDED RATIO INCREASED TO IN 8 YEARS

A2 MOODY'S **A+** S&P **AA-** FITCH
 BOND RATINGS FOR GENERAL OBLIGATIONS

TOTAL REVENUE

Cook County receives revenues from several sources: Property Taxes, Home-rule Taxes (including Sales Tax), fees and revenues generated through Cook County Health (CCH). Additional revenues are provided through Grants, dedicated Special Purpose Funds and miscellaneous and intergovernmental revenues. Countywide revenues for FY2024 are budgeted at \$9.26 billion, which is comprised of Health Enterprise revenue at \$4.07 billion or 44.0%; Property Tax and Personal Property Replacement Tax revenue at \$930.5 million or 10.0%; other tax and fee revenues at \$2.04 billion or 22.1%; Grants and Intergovernmental revenues at \$529.9 million or 5.7%; Debt proceeds at \$317.4 million or 3.4%; and Miscellaneous and other revenues at \$1.37 billion or 14.8%.

The total revenue for the Cook County General and Health Enterprise Funds, which are the two main operating funds, is \$6.45 billion, a \$486.3 million increase, or 8.2%, over the FY2023 appropriation. The total revenue increase for CCH of \$264.4 million is primarily driven by an increase in CountyCare revenues. While CountyCare membership has started declining due to the resumption of the re-determination process, the annual process where the State of Illinois confirms Medicaid eligibility, the per member per month reimbursement rate from the State is expected to increase in FY2024, leading to a net increase in CountyCare revenue. General Fund revenues increased by \$222.0 million, or 11.2% above the FY2023 appropriation largely due to the appropriation of FY2022 unassigned fund balance to support critical Special Purpose Funds including the County's new Disaster Response and Recovery Fund.



TOTAL EXPENDITURES

Countywide expenditures of \$9.26 billion are allocated to Cook County's five service areas of Health Care, Public Safety, Property and Taxation, Economic Development, and Finance and Administration. Additionally, operating expenses, such as building utility payments and technology maintenance costs, are categorized as Administrative Overhead. Debt service payments on Cook County's outstanding bonds and the County's employer contribution for pensions are also major expenditures.

Two major service areas are Healthcare and Public Safety representing 76.8% of the operating budget when capital, debt service and pension related payments are excluded. The remaining areas are comprised of Finance and Administration, Economic Development, Property and Taxation and Administrative Overhead, which account for \$1.80 billion of total expenditures. In FY2024, Annuity and Benefit allocations to the Pension Fund are \$538.8 million, which consists of \$205.2 million in statutory payments and \$333.7 million in supplemental pension payments. Beyond that, capital project related expenditures are budgeted at \$773.8 million and debt service payments are allocated to be \$312.5 million.

FY2024 expenses for the Cook County General and Health Enterprise Funds are \$6.45 billion, which is a \$486.3 million increase in total expenses over the prior year. The FY2024 Health Enterprise Fund is increasing by \$264.4 million compared to FY2023. The increase is primarily attributable to a \$128.9 million increase in salaries and wages due to a 3.5% cost of living adjustment, and a \$173.0 million increase in contractual services as a result of an increase in registry services to bridge the gap in delayed hiring. The FY2024 General Fund budget increases by \$222.0 million or 11.2%, largely driven by a 3.5% cost of living adjustment and the creation of a new special purpose fund - Disaster Response and Recovery Fund - which received \$100.0 million from the General Fund. The total positions budgeted within the FY2024 General Fund are 14,395 compared to 14,448 in the FY2023 appropriation, a 0.4% decrease.

WHERE THE DOLLARS GO

Total Dollar Amount: **\$9.26 Billion**



SUMMARY OF REVENUE AND EXPENDITURE BY SOURCES, USES AND FUND

Revenues of \$9.26 billion are appropriated into five major governmental funds of \$2.99 billion, three non-major governmental funds of \$2.02 billion and one proprietary fund of \$4.26 billion. The General Fund and Health Enterprise Fund are the two main operating funds accounting for 69.7% of the total adopted appropriation. The General Fund will transfer out an additional \$433.4 million to the Annuity and Benefit Fund. A total of \$464.0 million will be transferred into the Self-Insurance Fund from the General Fund, Health Enterprise Fund, Special Purpose Funds and Election Fund for employee insurance benefits and reserves for future settlements.

Revenues and Sources	Major Governmental Funds					Non-Major Governmental Funds			Proprietary Fund	Total Revenue
	General Fund	Self-Insurance Fund	Annuity & Benefits Fund	Capital Projects Fund	Debt Service Fund	Special Purpose Fund	Grant Funds	Election Fund	Health Enterprise Fund	
Property Taxes*	\$170.5		\$165.2	-	\$259.6			\$64.3	\$157.7	\$817.3
Personal Property Replacement Tax	\$73.2		\$40.0							\$113.2
Sales Tax	\$1,119.0									\$1,119.0
Non Property Taxes	\$248.2					\$73.5				\$321.6
Transportation Home Rule Taxes						\$248.4				\$248.4
Fees	\$173.9					\$62.0				\$235.9
Health Enterprise Revenue									\$4,073.6	\$4,073.6
Intergovernmental Revenues	\$75.0					\$22.5				\$97.5
Miscellaneous Revenues	\$93.5					\$15.3			\$25.0	\$133.8
Debt Proceeds				\$317.4						\$317.4
Grants							\$432.4			\$432.4
Motor Fuel Tax						\$118.0				\$118.0
Other Sources and (uses)	\$242.9			\$9.6		\$981.1				\$1,233.6
Sub Total:	\$2,196.3		\$205.2	\$326.9	\$259.6	\$1,520.7	\$432.4	\$64.3	\$4,256.3	\$9,261.8
Transfer out	-\$886.5		-\$99.8			\$80.5		-\$1.6	-\$127.7	-\$1,035.1
Transfer in		\$464.0	\$433.4	\$0.0	\$0.0	\$137.6				\$1,035.1
Total:	\$1,309.8	\$464.0	\$538.8	\$326.9	\$259.6	\$1,738.9	\$432.4	\$62.7	\$4,128.6	\$9,261.8

Expenditures and Uses	Major Governmental Funds					Non-Major Governmental Funds			Proprietary Fund	Total Expenditures
	General Fund	Self-Insurance Fund	Annuity & Benefits Fund	Capital Projects Fund	Debt Service Fund	Special Purpose Fund	Grant Funds	Election Fund	Health Enterprise Fund	
Offices Under the President	\$213.5					\$1,036.1	\$266.4			\$1,515.9
CC Board of Commissioners	\$10.1					\$0.0				\$10.1
CCH						\$50.6	\$71.6		\$4,215.7	\$4,338.0
Assessor	\$32.2					\$4.3				\$36.4
Board of Review	\$19.6					\$0.3				\$19.9
Board of Election Commissioners								\$26.4		\$26.4
Chief Judge	\$281.1					\$11.1	\$11.3			\$303.5
Clerk of the Circuit Court	\$99.6					\$17.8				\$117.4
County Clerk	\$20.7					\$13.1	\$2.6	\$37.9		\$74.3
Public Administrator	\$1.8									\$1.8
Public Defender	\$86.0					\$0.6	\$0.6			\$87.2
Sheriff	\$516.7					\$7.6	\$21.7			\$546.0
States Attorney	\$132.9					\$4.0	\$45.8			\$182.7
Treasurer	\$0.7					\$13.8				\$14.5
Veteran Assistance Commission	\$1.6					\$0.4				\$2.0
Transportation						\$248.4				\$248.4
Fixed Charges	\$779.8								\$35.7	\$815.5
Annuity and Benefits			\$105.4							\$105.4
Bond Principal and Interest payment					\$259.6					\$259.6
Capital Projects	\$0.1			\$326.9		\$212.4	\$12.4		\$4.9	\$556.6
Sub Total:	\$2,196.3		\$105.4	\$326.9	\$259.6	\$1,620.5	\$432.4	\$64.3	\$4,256.3	\$9,261.8
Transfer out	-\$886.5					-\$19.3		-\$1.6	-\$127.7	-\$1,035.1
Transfer in		\$464.0	\$433.4	\$0.0	\$0.0	\$137.6				\$1,035.1
Total:	\$1,309.8	\$464.0	\$538.8	\$326.9	\$259.6	\$1,738.9	\$432.4	\$62.7	\$4,128.6	\$9,261.8

In Millions

FUND BALANCE STATEMENT

It is Cook County's policy to maintain a prudent level of financial resources to protect against reducing service levels or raising taxes and fees due to temporary cyclical revenue shortfalls or unpredicted one-time expenditures. Cook County recognizes that financial reserve funds provide the flexibility to respond to unexpected circumstances that may help the County achieve its long-term fiscal objectives.

Should an unforeseen event beset the County that warrants the use of the fund balance, and should this use of fund balance cause it to dip significantly below the targeted level, the County will take steps to both ensure expenditures, to the extent possible, are adjusted to reflect the new economic reality and develop a plan to replenish the General Fund's fund balance over the next one to three years as necessary to return the balance to its targeted level.

FUND BALANCE USES

The County has a General Fund balance totaling \$1.20 billion as of year-end FY2022. Over the past several years, the County has reserved \$390.6 million of this balance to ensure funds are available in the future for fulfilling County priorities. Past assignments, detailed in the table below, illustrate a commitment toward mitigating financial risk around the County's Self-Insurance Fund, Pension Fund contributions, as well as its health system. In addition, funds have been assigned to the Infrastructure and Equipment Fund and the Equity Fund to address emergent needs, invest in priority initiatives, and fund capital projects. The remaining \$810.9 million in FY2022 General Fund balance is unassigned and can be used according to the County's financial policies.

General Fund Balance Assignments as of FY2022

	FY2022 Ending General Fund Balance
Pension Stabilization Fund	160,000,000
Infrastructure and Equipment Fund	80,000,000
Cook County Health Reserve	50,000,000
Equity Fund	45,833,790
Special Project	27,913,215
Self-Insurance Fund Reserve	26,000,000
Maternal Objectives Management	812,239
Subtotal Assigned Fund Balance	\$ 390,559,244
Unassigned Fund Balance	810,913,331
Total General Fund Balance*	\$ 1,201,472,575

*Excludes Prepaid items

FUND BALANCE TARGET RANGE

Cook County's financial reserve policy is to maintain an unassigned fund balance in the General Fund of no less than two months ("floor") of the year's audited General Fund operating expenditures. If the unassigned fund balance should exceed the three-month level ("ceiling"), the County can use these funds to pay for non-recurring expenses, an outstanding liability (i.e. pension, Other Post-Employment Benefits (OPEB), or bonded debt), or transfer it to a committed or assigned fund balance the following fiscal year, in accordance with the appropriate level of approval required within the fund balance policy. This policy conforms with the recently published Government Finance Officers Association's best practices. The table below illustrates

the two-month General Fund expenditure level target for FY2022 and a projection for FY2023. At the end of FY2023, Cook County's unassigned fund balance is projected to be above the targeted reserve level of two months.

Fund Balance Target Range

	FY2022 Audited	FY2023 Estimated
General Fund Expenditures*	2,036,773,507	2,221,073,856
General Fund Balance	810,913,331	930,687,485
General Fund Balance (floor)	339,462,251	370,178,976
Variance (Balance minus floor)	471,451,080	560,508,509
General Fund Balance (ceiling)	509,193,377	555,268,464
Variance (Balance minus ceiling)	\$301,719,954	\$375,419,021

*Includes Transportation Related Home Rule Taxes Fund

The policy allows for the assignment or appropriation of any excess unassigned fund balance if the projected unassigned fund balance will not fall below the floor in the upcoming fiscal year. After making assignments and transfers of General Fund balance above the FY2022 ceiling, the unassigned ending fund balance projection is \$628.7 million for FY2024. This balance remains above the FY2024 \$407.4 million floor, so the County may utilize it for purposes specified in the fund balance policy. Thus, in accordance with the fund balance policy, the County will use the amount over the fund ceiling for both non-recurring expenses and assignments for specific purposes. The following table outlines the assignment or transfer of \$301.9 million, bringing the unassigned fund balance back to the FY2022 ceiling.

General Fund Unassigned Fund Balance Plan

FY2023 Fund Balance Assignments

ARPA Program Sustainability Reserve	158,800,000
Total Assigned Fund Balance	\$ 158,800,000

FY2024 Unassigned Fund Balance Transfers

Disaster Response and Recovery Fund	100,000,000
Cook County Land Bank	11,925,389
One-time General Fund expenses	11,200,000
Equity Fund	10,900,000
Infrastructure and Equipment Fund	9,116,389
Total Transferred Fund Balance	\$ 143,141,778

Total Transfers and Assignments from Unassigned Fund Balance	\$ 301,941,778
---	-----------------------

FY2024 unassigned fund balance after transfers and assignments

General Fund expenditures*	2,444,650,989
Projected ending unassigned fund balance	628,745,707
Fund balance (floor)	407,441,832
Variance (Balance minus floor)	\$ 221,303,876

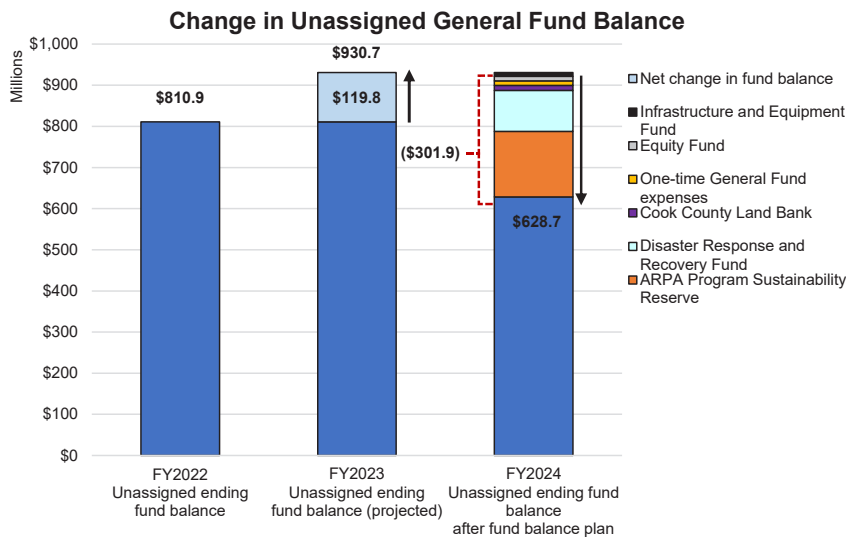
*Includes Transportation Related Home Rule Taxes Fund

Note: The budget also includes a transfer out of the Assigned Fund Balance in the amount of \$99,778,176 from the Pension Stabilization Account to be paid to the County Officers' and Employees' Annuity and Benefit Fund.

The plan provides for the transfer of \$11.2 million to the General Fund to cover one-time expenses, \$11.9 million to the Cook County Land Bank Authority as part of a three-year plan to reduce the Land Bank’s deficits and \$10.9 million to provide support to Equity Fund initiatives. Additionally, \$9.1 million will be transferred to the Infrastructure and Equipment Fund to ensure sufficient financial resources to support state-mandated capital expenditures for the Sheriff’s Office.

The plan will also provide a new Disaster Response and Recovery Fund with \$100 million from the unassigned fund balance. This fund will increase the County’s capacity to respond to emergencies and create a funding source that is immediately available to help effectively address disasters and crises.

Lastly, \$158.8 million will be assigned to a new American Rescue Plan Act (ARPA) Program Sustainability Reserve. These funds will be reserved for sustaining ARPA programs starting in 2027, with the goal of phasing out reliance on the reserve by FY2031. Under this plan, and after accounting for a projected net \$119.8 million increase in the FY2023 fund balance, the FY2024 unassigned ending fund balance is projected to be \$628.7 million at year-end, as compared to a floor of \$390.8 million.



The budget also includes a change to the assigned General Fund balance. The County will use \$99.8 million from the value assigned to the Pension Stabilization Fund to provide the Annuity and Benefit Fund with a contribution to update how it funds its payments starting in FY2024. To improve transparency and consistency across budget years, the County plans to annually budget a flat amount — \$40 million — for its Annuity and Benefit Fund contribution from the Personal Property Replacement Tax (PPRT). To effectuate the change immediately, the County will write down the FY2023 \$139.8 million receivable — which was intended to be paid in FY2024 — by \$99.8 million to \$40 million. A payment from the Pension Stabilization Fund ensures the Annuity and Benefit Fund receives its full contribution.

FUND DESCRIPTIONS

Cook County’s operations are funded primarily through the General Fund and the Health Enterprise Fund. In addition to the General Fund and Health Enterprise Fund, the County utilizes special purpose funds that have revenues, generally fees, dedicated for a specific purpose. Significant special purpose funds include: GIS Fee Fund, American Rescue Plan Act (ARPA) Fund, Equity Fund, COVID-19 Federal Programs Fund, Transportation Fund, and several automation funds that impact different County agencies. Together, the General Fund, Health Enterprise Fund, Grant Fund, and Special Purpose Fund are referred to as the operating budget.

MAJOR GOVERNMENTAL FUNDS

GENERAL FUND: The Corporate and Public Safety Funds together make up Cook County's General Fund.

- The Corporate Fund includes most of the property tax related functions of County government on behalf of underlying jurisdictions, as well as general administrative functions of Cook County. It funds such agencies as the County Assessor, County Treasurer, County Clerk, Board of Review, Veterans Assistance Commission of Cook County, and the various Offices under the President as well as most of the centralized Countywide costs in the Administrative Overhead accounts.
- The Public Safety Fund is comprised of Cook County's criminal justice system: jails, courts and related programs. Agencies in this fund include: Sheriff's Office, State's Attorney's Office, Public Defender's Office, Clerk of the Circuit Court and Office of the Chief Judge, including the Juvenile Temporary Detention Center.

SELF-INSURANCE FUND: Cook County administers a self-insurance program for health insurance as well as all risks, including workers' compensation, medical malpractice, auto and general liability and other liabilities subject to certain stop-loss provisions.

ANNUITY AND BENEFIT FUND: The County Employees' and Officers' Annuity and Benefit Fund is a single defined benefit, single employer pension and other post-employment benefits plan established by Illinois Compiled Statutes (Chapter 40, Acts 5/9 and 5/10).

CAPITAL PROJECTS FUND: Capital Projects Fund expenditures are used to fund capital projects like infrastructure and technology improvements.

DEBT SERVICE FUND: Cook County's Debt Service Fund is utilized for General Obligation debt service payments.

NON-MAJOR GOVERNMENTAL FUNDS

SPECIAL PURPOSE FUND: Special Purpose Funds are established for a specific and dedicated purpose and are intended to be self-balancing.

GRANT FUND: Cook County receives grant funds from federal, state and private agencies for a variety of direct and indirect services provided under various program areas.

ELECTION FUND: The Election Fund was established to pay for the costs of elections under the jurisdiction of the County Clerk and the Chicago Board of Election Commissioners. The fund's revenues are derived from property taxes levied for this purpose and interest earned on investments.

ENTERPRISE (PROPRIETY) FUNDS

HEALTH ENTERPRISE FUND: The Health Enterprise Fund receives revenue from the health system operations and supports Stroger Hospital, Provident Hospital, Cermak Health Services, Ambulatory/Community Health Network Clinics, Ruth M. Rothstein CORE Center, and Health Plan Services (HPS - consisting of the health system's CountyCare programs); along with a tax allocation to support Public Health and Correctional Health operations.

FY2024 BUDGET HIGHLIGHTS

SHORT-TERM FACTORS AFFECTING THE BUDGET

MAJOR DRIVERS OF THE OPERATING BUDGET

National and regional economies have continued to show resilience, despite uncertain conditions over the past year. Employment and consumer spending have exhibited continued—albeit decelerated—growth, even after months of measures at the federal level to tame inflation. However, these measures have slowed the housing market due to higher interest rates. Under the current economic outlook, the County's revenue forecasts assume inflationary pressures will continue to moderate and that the region's economy will grow at a slower pace.

The sales tax will continue to provide a significant source of funding for the General Fund. Sales tax revenues are anticipated to grow slightly in FY2024, reflecting modest economic and inflationary growth. Taxes on amusements, hotel accommodations, and parking, which had remained low due to the COVID-19 pandemic, are anticipated to reach pre-pandemic levels in FY2024. Meanwhile, the temporary Chicago casino, which opened in September 2023, is anticipated to increase state and county gambling machines tax revenue. The County will start using casino revenue to support Equity Fund initiatives beginning in FY2024.

In total, the annual FY2024 adopted budget for the Health Enterprise, General, and Transportation Funds is \$6.70 billion, \$497.3 million higher than the FY2023 budget of \$6.20 billion. The growth is partially driven by approved and anticipated salary increases, retroactive to the start of FY2022, which represent the initial salary adjustment of a contract extension to ensure employee wages are keeping pace with inflation by the end of FY2025.

Expenses within the General and Transportation Funds are increasing by \$232.9 million from the FY2023 adopted budget. Contributions to the pension fund will grow in FY2024 due to an increase in liabilities associated with higher-than-anticipated salaries for current employees and a decrease in the pension fund's assets.

The Health Fund's FY2024 adopted budget is \$264.4 million higher than the FY2023 adopted budget. This increase is primarily driven by an increase in registry services spending over the FY2023 budgeted amount, which is needed to provide safe staffing levels to ensure quality care. A key factor of the budget is the resumption of the redetermination process for Medicaid eligibility. CountyCare capitation revenues in the FY2024 budget are significantly lower than the actual revenue amounts during the years that the State of Illinois halted redeterminations amidst the COVID-19 pandemic to reduce the number of individuals disenrolled from managed care plans. In addition, patient fee revenue is expected to be negatively impacted by the redetermination process due to fewer insured patients.

IMPROVEMENTS FOR TRANSPARENT REPORTING

In accordance with its commitment to transparency, the County strives to make continuous improvements to its financial reporting and accounting. For FY2024, the budget includes two changes that will provide more straightforward budgetary accounting and enhance financial forecasting.

The FY2024 budget updates how the County funds its payments to the pension fund. The plan is intended to stabilize the amount of the pension contribution that comes from PPRT, a state tax on business income that has experienced significant volatility over the past few years. A flat amount – \$40 million – will be budgeted for the Annuity and Benefit Fund contribution from the PPRT. The remainder of PPRT will be recognized as General Fund revenue. The increase in General Fund appropriations captures an additional pension contribution in place of a portion of the amount that would have come directly from PPRT revenue during FY2024.

In addition, the FY2024 budget incorporates a new approach to account for domestic claims paid to CCH for CountyCare members receiving care at CCH facilities. These transfers will continue to be budgeted as a claims expense at HPS and as patient fee revenue at CCH, but the amounts will be offset in new accounts, so they are included just once in total Health Fund revenues and expenses.

ECONOMICALLY SENSITIVE REVENUES

Cook County has a diverse revenue base, but expenditures rise over time due to inflationary pressures (i.e., medical trends for health benefits, annual cost increases on specialty medications, technology contracts, and several other categories of expenditures traditionally grow faster than general inflation across the nation). Historically, the County's natural growth in revenues struggled to keep pace. Many critical revenue sources are declining over time or growing at rates below general inflation, especially during current inflationary pressures. These circumstances make structurally balancing the budget challenging and necessitates difficult decisions. Additionally, the Property Tax levy has not historically kept pace with inflation, and, accordingly, the value of the gross property tax levy will continue to decline, net of inflation. Still, revenues are sufficient to meet expenses primarily because of the growth in the sales tax due to robust consumer spending, inflation, and the inclusion of sales from out-of-state retailers. Most General Fund revenues are economically sensitive, indicating that they could experience declines during an economic downturn.

Percent of Economically Sensitive Revenues in the FY2024 General Fund and Transportation Fund

401130-Non Retailer Trans Use Tax	14,500,000
401150-County Sales Tax	1,119,037,554
401170-County Use Tax	95,900,000
401190-Gasoline / Diesel Tax	86,300,000
401210-Alcoholic Beverage Tax	37,840,000
401230-New Motor Vehicle Tax	2,400,000
401350-Amusement Tax	42,000,000
401370-Parking Lot and Garage Operation	49,300,000
401550-Hotel Accommodations Tax	35,250,000
Non-Economically Sensitive	962,123,435
Total	\$2,444,650,989
Percent Economically Sensitive	60.6%

**County Use Tax, Parking Lot and Garage Operation Tax, Non-Retailer Transaction Use Tax, Gasoline/Diesel Tax, and New Motor Vehicle Tax support expenditures allocated to the Transportation Fund.*

DISASTER RESPONSE AND RECOVERY FUND

The adopted budget creates a new \$100.0 million Disaster Response and Recovery Fund. Over the past few years, Cook County has experienced emergencies such as weather events, flooding, the COVID-19 pandemic, and, most recently, new arrivals in need of services. This Fund is aimed at increasing the County's capacity to respond to these emergencies by ensuring an immediately available funding source to effectively address disasters and crises. In FY2024, \$70.0 million will be for new arrival health care costs, \$20.0 million for municipal or local government costs for new arrivals and \$10.0 million for other Cook County disaster response and recovery events. Moving forward, it is the County's intent to allocate resources to this fund through a combination of appropriations and proceeds from Federal Emergency Management Agency (FEMA) reimbursements.

PENSION LEGISLATION

In 2023, the State of Illinois approved landmark legislation to ensure the County's pension fund will remain solvent and able to provide promised benefits to annuitants. Public Act 103-0529 requires the County to continue making actuarially determined contributions to its pension fund in the same manner as it had previously been making payments under an intergovernmental agreement. In addition, the legislation allows the County to use any legally available funding source for contributions, not just property tax revenues, to provide flexibility. Beyond additional fiscal flexibility, the mandate to continue to dedicate funding for the pension fund will provide certainty that the county's unfunded liabilities will be reduced in the long term. Moreover, future unfunded liabilities will not have the opportunity to build up, as the County will be required to pay them down in an actuarially determined manner. These requirements ensure the County will not need to cover unexpectedly large contributions in the future to alleviate insolvency. The new structure has the potential to drive down the cost of borrowing, to the extent that these changes build confidence in those that invest in the county's debt. Moody's identified this legislation as a contributing factor to the credit upgrade they awarded the County in 2023.

AMERICAN RESCUE PLAN ACT (ARPA)

The American Rescue Plan Act provides \$1.90 trillion in stimulus to the national economy by the federal government. Cook County received more than \$1.00 billion through ARPA and managed a robust process to develop a responsible, comprehensive and equitable spending plan to use one-time ARPA resources to support both immediate recovery needs and long-term transformative initiatives. During the first quarter of FY2022, the Board of Commissioners voted to approve the County's initial ARPA multi-year allocations to support community initiatives within its six policy pillars (as detailed in the Long-Term Strategic Plan below). Through the remainder of FY2022 and into FY2023 the County was able to successfully launch all its community initiatives. The FY2024 proposed budget includes \$25.0 million from the County's ARPA revenue loss allocation for short-term and one-time expenses to support County operations, together with over \$242.7 million for the third-year allocation to the County's community initiatives. With investments in over 70 community initiatives, the County prioritized programs that promote an equitable recovery for populations that have been historically disinvested in and/or disproportionately impacted by COVID-19. Some of the initiatives continuing or being implemented in FY2024 include:

- **Guaranteed Income Program** – Cook County launched the largest guaranteed income program in the country – a \$42.0 million initiative started in FY2022 that will provide recurring monthly unrestricted payments to 3,250 residents, selected through a lottery for two years to improve participants' long-term economic stability.

- **Medical Debt Relief** – Partnering with RIP Medical Debt, Cook County will purchase and retire medical debt of income eligible patients of hospitals located within Cook County who are unable to cover their medical bills. The \$12.0 million program will retire an estimated \$1.00 billion in medical debt incurred during the eligibility period.
- **Behavioral Health Services** – To meet growing behavioral health needs of Cook County residents, CCH will transform its behavioral health footprint with \$74.0 million in funding to offer a robust menu of mental and behavioral health services and ensure accessibility to residents, including the creation of a new Department of Mental Health Services.
- **Violence Prevention** – The County has made community investments in violence prevention a central priority. Through five separate initiatives led by the Justice Advisory Council, \$114.8 million is being committed to address areas of focus like services for domestic violence victims and survivors, supportive housing for re-entry individuals and gun violence prevention/reduction.
- **Stormwater Management** – Partnering with the Metropolitan Water Reclamation District of Greater Chicago, Cook County will invest \$20.0 million to support stormwater management in communities that experience significant flooding, helping communities build climate resiliency.
- **Chicago Southland Fiber Network Expansion** – Focusing on south suburban communities with the highest Social Vulnerability Index scores in the State of Illinois, the County will invest \$10.0 million in the extension of broadband infrastructure in such communities, as well as add public WiFi access in certain anchor, educational and government institutions.
- **Municipal Capacity for Capital Improvements** – Leveraging current County staff and other partners, the County will provide technical assistance and \$20.0 million to suburban County communities for critical capital improvement and infrastructure projects.

Learn more about the ARPA initiatives on [Cook County's American Rescue Plan](#) website.

LONG-TERM STRATEGIC PLAN

Since Fiscal Year 2018, the Offices Under the President (OUP) have implemented the Cook County Policy Roadmap, a comprehensive, policy-driven strategic plan that aligns the work of OUP to six priority areas: health and wellness, economic and community development, criminal legal system reform, environmental sustainability, public infrastructure, and good governance. Over the past five years, OUP have launched numerous initiatives outlined in the original plan while adapting and responding to emerging needs with innovative programs. In Fiscal Year 2023, OUP completed a full review and revision of the Policy Roadmap to reflect on our achievements over the past five years and refine the strategic alignment and direction for the next four years. The Policy Roadmap 2024-2027 was published in December 2023.

Like its first iteration, the Policy Roadmap 2024-2027 aims to institutionalize reforms and ensure they provide long-lasting benefits to Cook County residents. It retains the original six pillars and many of the same goals, objectives, and strategies, with a continued focus on the values of equity, engagement, and excellence. Also like the previous Policy Roadmap, improving outcomes for residents through this policy framework requires continuous coordination and collaboration between OUP, separately elected Cook County officials and other partners.

FY2024 POLICY GOALS

EQUITY FUND

Understanding the disproportionate impact on underresourced communities and to address historic disparities and disinvestments in Black, Latino/e, and other marginalized communities, the County has taken important steps to establish an Equity and Inclusion Fund (“Equity Fund”), which is a part of Cook County’s equity-based investments totaling over \$100.0 million since FY2021. This fund aims to create safe, healthy, and thriving communities in Cook County by reimagining and transforming systems around justice, public safety, health, housing, economic opportunity, community development, and social services to benefit Black and Latino/ee communities and proactively invest resources to achieve equitable outcomes – work that will all continue into FY2024 and beyond.

In FY2022 and FY2023, Cook County invested \$50.0 million to support strategies and programs to help intentionally re-align government policies, practices, and resource allocation to advance racial equity and ensure all Cook County residents can live healthy, prosperous lives. In FY2024, Cook County will invest an additional \$70.0 million into the Fund, to continue to support and implement the 25 recommendations identified by the Equity Fund Task Force as well as violence prevention, capacity building and returning resident grant investments spearheaded by the Justice Advisory Council.

HEALTHY COMMUNITIES

Cook County is committed to improving the health and wellbeing of all residents by addressing the structural¹, social determinants of health, and external factors that can impact one’s health, such as housing instability, food insecurity, access to transportation and the physical environment. Through collaboration and partnership with government agencies, community-based organizations and healthcare providers, the County aims to reduce residents’ barriers to accessing and integrating health services and advance policies and programs that promote healthy, active lifestyles and communities. These programs include access to adequate and safe housing; behavioral health services; healthy affordable food; health and wellness work centers; healthy physical environments and recreational spaces; and quality employment opportunities for residents. Healthy Communities work is led by CCH and Cook County Department of Public Health (CCDPH) with collaboration from OUP.

In FY2024, CCH expects to make additional strides in expanding access to health coverage and care for all to further health equity across Cook County. CCH plans to roll-out OneSource Enterprise virtual care, grow comprehensive service lines for oncology, neurology and cardiology and expand telehealth offerings at Cermak Health Services. To address the behavioral health crisis facing communities across Cook County, CCH intends to expand its behavioral health footprint and submit proposals to utilize State opioid funding.

CCH will continue to serve as the lead provider of health screenings for new arrivals as part of the City of Chicago’s response to buses of asylum-seeking immigrants being directed to Chicago from Texas and Florida. Since September 2022, CCH has served more than 12,000 new arrival patients through 55,000 visits to the clinic and other CCH locations. Patient volumes, and costs, are expected to continue to increase. CCH saw 45% more patients between June and August 2023 than in the three

¹ Structural determinants include the governing process, economic and social policies that affect pay, working conditions, housing and education. The structural determinants affect whether the resources necessary for health are distributed equally in society, or whether they are unjustly distributed according to race, gender, social class, geography, sexual identity, or other socially defined group of people.

months prior. CCH is now spending approximately \$2.2 million a month to operate the health clinic for new arrivals. These expenses include the cost of staffing, supplies, lab, pharmaceuticals, care coordination and transportation.

Through the County American Rescue Plan Act (ARPA) funding, CCH will continue investing in behavioral health services, food security programs, housing services, vaccine incentives and other health services.

From an administrative perspective, in FY2024 CCH will be making additional improvements to its revenue cycle process, including professional coding, billing, collections, prior authorization and insurance notification to maximize reimbursement opportunities. The more reimbursement CCH receives for services rendered, the more the health system can invest in providing care to patients who are uninsured or underinsured.

- In FY2024, CCDPH will continue COVID-19 surveillance and response, prioritizing disproportionately impacted and vulnerable communities as defined by the CDC Social Vulnerability Index (SVI). It will expand Boost Up Cook County vaccination campaign messaging from saying “stay up to date on COVID and flu vaccines” to “stay up to date on all recommended immunizations,” which include respiratory syncytial virus (RSV) and Mpox campaign.
- With funding from the Centers for Disease Control and Prevention and ARPA, CCDPH will: increase access to prevention services and resources; address worker rights, health and safety; and build community capacity to implement programs and advance policies and systems changes that address social and health inequities. CCDPH will continue to implement, and expand where possible, public health initiatives addressing opioid use; behavioral health issues; community engagement; environmental health; and prevention of sexually transmitted infections, as well as increasing the Communicable Disease Unit’s capacity to simultaneously address outbreaks in congregate and community settings simultaneously. Additionally, policy development, communications, and quality improvement activities in the areas mentioned above remain necessary to support efficient, effective, and equitable public health programs and initiatives.
- Other FY2024 priority initiatives include continued implementation of suburban Cook County’s Community Health Improvement Plan; Good Food Purchasing Program; and outpatient care and medications for suburban tuberculosis patients, free of charge. Future programmatic expansion envisioned for FY24 includes addressing health inequities in maternal morbidity and mortality, community immunizations, community lead poisoning prevention, and Food is Medicine campaign.

VITAL COMMUNITIES

Cook County represents the core of the region’s jobs, businesses, and productivity. While our economy is diverse, inequities persist, particularly in communities that have experienced historic disinvestment. The County aims to address these inequities by promoting innovative and entrepreneurial approaches to economic growth that prioritize jobs, support small businesses, and promote economic security and mobility for residents in historically marginalized communities. Vital Communities work is led by the Bureau of Economic Development (BED) and Bureau of Finance (BOF). It is supported by the Chicago Cook Workforce Partnership, Cook County Land Bank Authority and Housing Authority of Cook County.

In FY2024, Vital Communities will build on this work by:

- Implementing economic development programs that build resiliency and help the region thrive, paired with sector initiatives to support growing sectors with good jobs as well as sectors that were adversely impacted by COVID-19.
- Supporting community development to improve equity and capacity building by implementing programs such as a Guaranteed Income Pilot and Cook County Legal Aid for Housing and Debt (CCLAHD).
- Collaborating with partner agencies to align federal resources and identify additional funding, resources and existing tools to enable investments in affordable housing, renter assistance, increasing homeownership and assisting Cook County’s homeless residents.

SAFE AND THRIVING COMMUNITIES

Creating safe communities and an equitable and fair legal system for all residents requires continued advocacy for sustainable reforms within the criminal justice system and implementation of community-centered programs that address the root causes of violence. Cook County will facilitate and invest in comprehensive and coordinated planning and implementation to proactively address violence and improve safety in highly impacted communities. It will also work to align investments and strategies to prioritize the needs of individuals involved in the criminal legal system and promote alternatives to detention. It is also a priority to inform criminal legal system decision-making by improving collection, analysis, interagency sharing and public release of legal systems-related data. Safe and Thriving Communities work is led by the Justice Advisory Council (JAC).

In FY2024, Safe and Thriving Communities will build on this work by:

- Expanding JAC's grantmaking and management both in personnel and available grant funding to fully participate in, support, and access community-based violence prevention and reduction and re-entry services for individuals returning from incarceration.
- Building on community engagement strategies and its grantee network with a participatory process that shapes investment strategies and legislative initiatives. This will focus on identifying disparities and advancing racial equity and criminal legal system reform.
- Providing comprehensive public-facing information, evaluative data and related metrics, education, and awareness of criminal legal system reform efforts to community stakeholders and residents.
- Leading and sustaining successful interagency, intergovernmental and civic collaboration in support of criminal pretrial system and juvenile justice system reform.

SUSTAINABLE COMMUNITIES

Transportation and industry have tremendous benefits but also significant costs, many of which disproportionately impact historically marginalized communities. The numerous waterways, forests, and prairies that call Cook County home require ongoing restoration and stewardship. Sustainable communities are about more than just a clean environment, and understanding and reducing our environmental impact is only part of the equation. Cook County must address its own climate impact, reduce its contribution to climate change, and take steps towards mitigation. By investing in clean energy and green jobs, increasing the availability of and access to open spaces, and remedying past environmental injustices, the County can improve residents' quality of life and address climate change without sacrificing economic growth. Sustainable Communities work is led by the Department of Environment and Sustainability (DES), Bureau of Asset Management (BAM), DEMRS, Department of Planning and Development, and Department of Transportation and Highways (DOT), and is supported by the Cook County Land Bank Authority and Cook County Forest Preserve District.

In FY2024 Sustainable Communities will build on this work by:

- Developing an Environmental Justice Policy, as recommended by the Equity Fund Taskforce and COVID Recovery Plan.
- Continuing both the Solar Switch program, which reduces costs for County homeowners to install solar through a group-buy program, and the Grow Geo pilot, which allows similar discounts for geothermal energy saving systems.
- Expanding work to increase recycling rates in underserved communities and announcing a location for a permanent South Suburban Household Hazardous Waste Dropoff site.

CONNECTED COMMUNITIES

Cook County is committed to providing an innovative infrastructure that will connect people and communities to increase equity, support economic growth, and improve residents' quality of life. By promoting land and water projects and investing in sustainable transportation, Cook County will increase regional accessibility and connectivity while supporting an equitable and growing economy. Additionally, providing equitable access to digital services for County residents in their homes and communities will provide increased pathways to learning, working, and opportunity and help close the wealth gap. Connected Communities work is led by the Office of the President (OOP), Bureau of Asset Management (BAM), Bureau of Technology (BOT), Department of Environment and Sustainability (DES), and Department of Transportation and Highways (DOTH).

In FY2024 Connected Communities will build on this work by:

- Building on an existing fiber expansion project, bringing high-speed broadband to many new anchor institutions in the south suburbs.
- Advancing a federally funded Highway Safety Improvement Program project to significantly reduce traffic fatalities and serious injuries at intersections with a history of severe crashes.
- Increasing the percentage of County roadway lane miles that are in fair or good condition through annual roadway rehabilitation contracts to address roadways that have fallen into a state of disrepair.

OPEN COMMUNITIES

For policies to be effective, they must be built upon a foundation of good governance. Therefore, the sixth policy priority focuses on the practice of governance itself, achieving operational excellence by being accountable to residents, investing in its workforce and continuously improving the effectiveness of County services. Open Communities' work is centered on ensuring that Cook County provides responsive, transparent and accessible services for residents, municipalities, organizations and businesses, attracts and retains a thriving and diverse professional workforce, and responsibly stewards taxpayer dollars through sound and innovative fiscal management practices. This work is led by the Bureau of Administration (BOA), Bureau of Finance (BOF), Bureau of Human Resources (BHR), Bureau of Technology (BOT), and the Office of the President (OOP). However, all County departments and officials strive towards further accountability, effectiveness, and transparency.

In FY2024 Open Communities will build on this work by:

- Continuing the transition of distinct software applications to modern solutions, including the Integrated Property Tax Project (IPTPS), which is set to go live for both the Treasurer and County Clerk.
- Continued identification and implementation of new technologies to enhance operations internally and externally.

COUNTY LONG-TERM FINANCIAL FORECAST

Pursuant to Executive Order 2012-01, Cook County prepares a long-term financial forecast to support responsible long-term planning. Cook County's \$9.26 billion budget helps support vital public safety, public health, and property tax related services for its residents. Although Cook County has a diverse revenue base, expenditures rise over time due to inflationary pressures. Several critical revenue sources are declining over time or growing at rates below general inflation. This makes structurally balancing the budget challenging and necessitates difficult decisions.

The Independent Revenue Forecasting Commission (IRFC), established in 2018, is intended to help the Board make informed budgetary decisions by evaluating an annual five-year forecast of Cook County revenues. The Office of the Chief Financial Officer has worked closely with the IRFC to establish some significant changes in its revenue forecasting processes. We are committed to the continuous improvement of its forecasting methodologies and the development of scenario forecasts that both improve transparency and our understanding of the risk associated with all the County's Revenue forecasts.

Though Cook County is required by statute to present a balanced budget annually, the long-term financial forecast provides a critical tool in evaluating potential fiscal challenges the County will face in the near future. This forecast examines the County's General Fund, Transportation Fund, and Health Enterprise Fund only.

PROJECTED EXPENSES

Between FY2024 and FY2028 total expenses for the General Fund are expected to increase by \$35.0 million, at a Compound Annual Growth rate (CAGR) of 0.4%. Expenditures within the Health Enterprise Fund are expected to increase by \$579.2 million at an annualized growth rate of 3.2% from FY2024 to FY2028.

GENERAL FUND

Within the General Fund, a majority of the increase is associated with Personnel expenses including Salaries, Other Personnel and Health Benefits, which combined are expected to grow in total by \$197.0 million or 3.1% annually. Non-Personnel costs are expected to decrease by \$63.5 million between FY2024 and FY2028 largely due to a drop in contingencies, which includes a one-time \$99.8 million increase in FY2024 to provide a payment to the pension fund in place of PPRT. Communications & IS Maintenance and Contractual Services are the primary Non-Personnel costs expected to increase between FY2024 and FY2028 growing in total by \$19.2 million or 2.3% annually. Pension contributions from the General Fund are expected to remain relatively flat through FY2028 due to declining unfunded liabilities.

HEALTH ENTERPRISE FUND

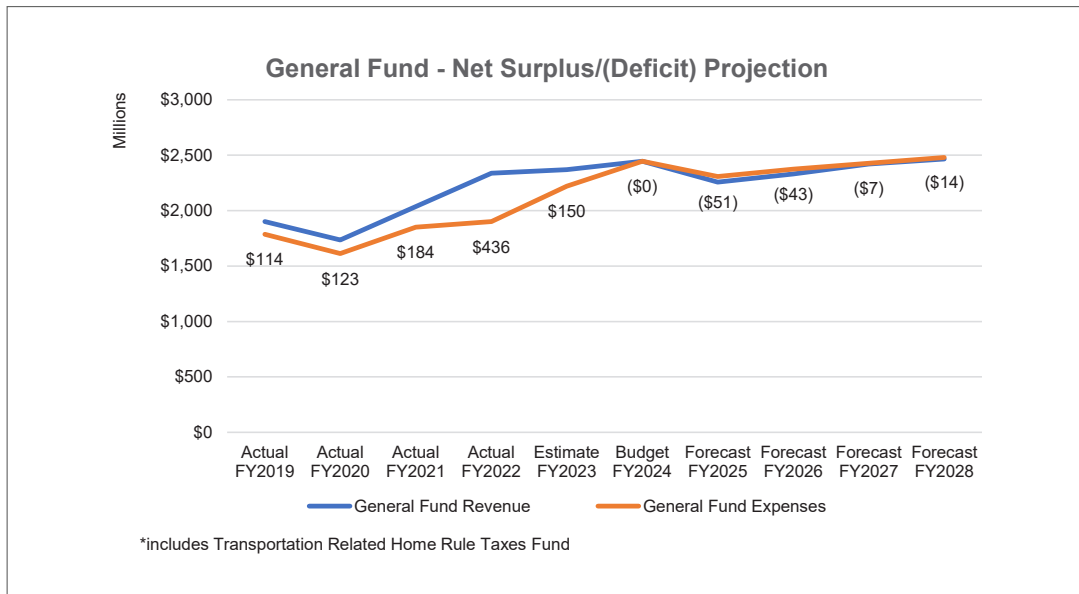
The increase in expenses is driven by expected growth of \$384.4 million in Managed Care Claims at a rate of 3.6%. Personnel costs are increasing by \$120.6 million and are expected to grow at a CAGR of about 3.1%. Other Non-Personnel costs (i.e., contractual services, contingencies, etc.) are increasing \$105.9 million and are expected to grow at a CAGR of about 2.7%, which is partially attributable to anticipated growth in the cost of professional services.

PROJECTED REVENUES

By FY2028, the total revenue for the Cook County General Fund is estimated to increase by \$21.3 million, a CAGR of 0.2%. Revenues within the Health Enterprise Fund are expected to increase by \$500.3 million at a CAGR of 2.8%.

GENERAL FUND

General Fund revenue growth can be mostly attributed to sales tax, which is expected to grow at an average annual rate of 3.4%. Hotel and Amusement taxes are anticipated to increase as they continue to recover from drops experienced during the height of the COVID-19 pandemic. Additionally, PPRT revenue disbursed to the General Fund in the Non-Property Taxes account is projected to increase by a CAGR of 13.6%, as state adjustments resulting in reduced disbursements are expected to lessen by 2026. However, a handful of Cook County revenue streams are either failing to keep pace with inflation or declining, including the cigarette tax, gasoline tax and alcoholic beverage tax.

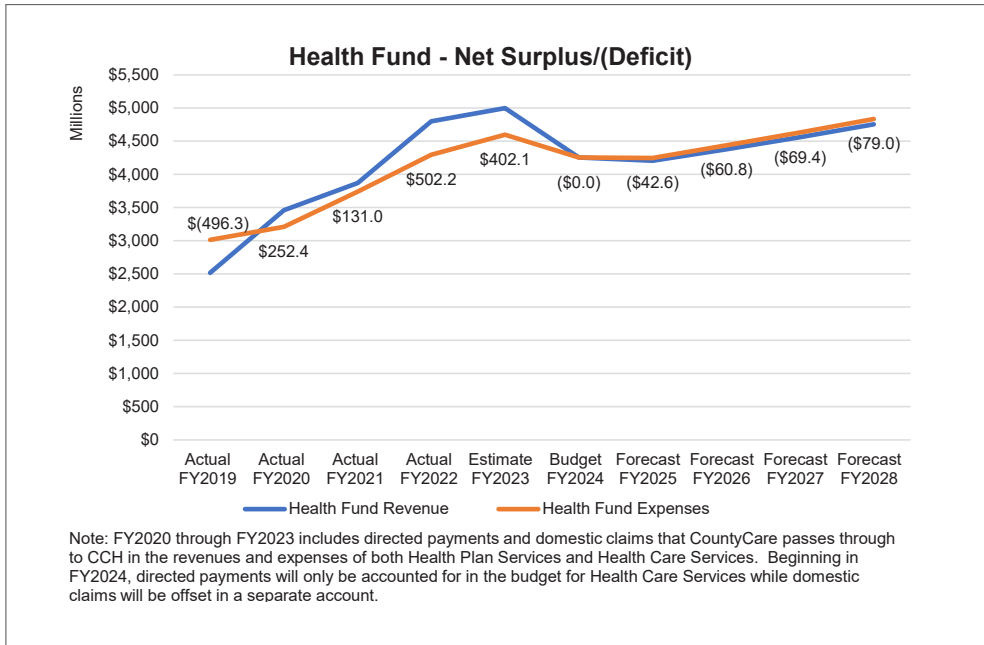


HEALTH ENTERPRISE FUND

By FY2028, CCH revenues, after the Property Tax allocation, are expected to increase by \$500.3 million over the FY2024 adopted budget, a CAGR of 2.8%. Overall, this is primarily driven by growth in per member per month (PMPM) revenues at Health Plan Services (HPS), which are expected to grow \$422.2 million at a CAGR of 3.8% from FY2024 to FY2028.

The reinstatement of redeterminations and an anticipated lower proportion of Medicaid members being auto-assigned to CountyCare will cause initial declines in revenues in FY2024 and part of FY2025. CountyCare revenue is anticipated to generate \$2.64 billion in revenue in FY2024, an estimated decrease of 18.1% from FY2023 estimates. This decline is associated with 22.9% lower membership levels due to the reinstatement of redeterminations at HPS and an anticipated return to lower auto assignment levels. After this redetermination process is complete, membership is anticipated to be flat through FY2028. However, anticipated increases in PMPM rates offset the impact on forecasted revenues, with revenues reaching \$3.06 billion in FY2028.

Net Patient Service Revenues (NPSR) are anticipated to increase by a CAGR of 3.5% from FY2024 to FY2028. These patient fee forecasts assume an increase in the average reimbursement rate by 2% year over year for members paying with Medicaid and Managed Care but assume no growth in gross charges or shift in payer mix, after the initial shift in FY2024 from patients covered by Medicaid to more uncompensated care. After the initial decrease in both revenue and expense in FY2024, driven by the redetermination process, expenses are anticipated to grow faster than revenue for FY2024 through FY2028.



COOK COUNTY HEALTH TAX ALLOCATION

In FY2024, the Health Enterprise Fund's portion of the property tax levy will increase by \$10.0 million to \$157.7 million and is anticipated to increase by \$10.0 million annually. Cook County provides CCH with property tax revenues to help support public health services as well as medical services provided at the juvenile detention center and Cermak Health Services at the County jail, totaling \$139.1 million in FY2024. Other Cook County tax revenues outside of the Health Fund also provide support for debt service costs and employee pension costs attributable to CCH. Overall, this funding totals \$313.3 million, with most of the funds supporting pension fund contributions.

Cook County Health Tax Allocation Summary

	FY19 Budget	FY20 Budget	FY21 Budget	FY22 Budget	FY23 Budget	FY24 Budget
Enterprise Fund Revenue						
Health Care Services						
400010-Property Taxes	72,704,917	82,704,917	122,704,917	137,704,917	147,704,920	157,704,920
407010-Miscellaneous Revenue	13,000,000	12,500,000	15,000,000	18,693,154	19,678,753	15,471,040
409010-Net Patient Service Revenue	-	-	73,660,707	73,660,707	-	-
409549-Medicare	152,000,000	150,738,650	188,035,778	189,186,442	168,996,769	206,273,262
409559-Medicaid Public Assistance	190,000,000	362,055,558	390,749,136	407,659,433	-	-
409563-Graduate Medical Education	-	-	-	-	73,660,707	69,540,649
409569-Private Payors and Carriers	152,000,000	150,738,650	68,338,765	75,749,532	-	-
409574-CCHHS - Medicaid BIPA IGT	132,300,000	132,300,000	131,300,000	143,100,000	143,100,000	131,300,000
409579-Medicaid Revised Plan Revenue DSH	156,700,000	156,700,000	177,190,608	179,060,608	140,000,000	170,771,262
409593-Medicaid Fees For Service	-	-	-	-	312,331,793	422,883,876
409598-Private Payors & Carriers	-	-	-	-	76,318,730	72,558,942
409604-Directed Payments	-	-	-	-	254,200,000	475,426,185
407080-Other Funding Source	-	-	-	-	5,000,000	6,528,604
409585-Domestic Transfer - Elimination	-	-	-	-	-	(114,358,276)
Total Health Care Services Revenue	868,704,917	1,047,737,775	1,166,979,911	1,224,814,793	1,340,991,672	1,614,100,464
Health Plan Services						
405010-Investment Income	-	-	-	-	-	3,000,000
407010-Miscellaneous Revenue	-	-	-	2	-	-
409524-Affordable Care Act PMPM	-	-	-	-	694,522,918	713,225,838
409528-Family Health Plans PMPM	-	-	-	-	765,565,014	778,413,175
409532-Integrated Care Program PMPM	-	-	-	-	696,739,003	731,874,505
409536-Managed Long Term Services and Support PMPM	-	-	-	-	276,118,586	276,835,470
409539-Other Population Revenue PMPM	-	-	-	-	98,825,502	111,803,518
409542-Other State Revenue	-	-	-	-	116,520,056	27,045,898
409549-Medicare	-	24,919,757	34,821,901	21,261,280	2,645,187	-
409559-Medicaid Public Assistance	1,821,749,627	1,749,229,935	2,185,581,343	2,612,449,700	-	-
409569-Private Payors and Carriers	-	2,108,874	-	-	-	-
Total Health Plan Services Revenue	1,821,749,627	1,776,258,566	2,220,403,244	2,633,710,982	2,650,936,266	2,642,198,404
Total Enterprise Fund Revenue	2,690,454,544	2,823,996,341	3,387,383,155	3,858,525,775	3,991,927,938	4,256,298,868
Enterprise Fund Expenses						
Provider Services						
4890-Health System Administration	52,807,903	44,141,163	50,441,051	53,567,120	85,892,359	125,923,427
4891-Provident Hospital	53,577,464	56,289,123	62,627,491	73,700,571	81,840,934	101,438,445
4893-Ambulatory & Community Health Network of Cook County	129,306,796	83,181,842	83,632,916	132,622,667	129,644,852	180,540,249
4894-Ruth M. Rothstein CORE Center	23,599,514	23,288,779	24,718,186	24,634,153	30,083,916	30,090,011
4897-John H. Stroger Jr, Hospital of Cook County	735,841,663	671,141,205	774,304,948	810,438,317	852,244,215	1,115,701,050
4898-Oak Forest Health Center	5,180,497	7,323,068	-	-	-	-
4899-Special Purpose Appropriations	33,015,528	39,307,330	40,648,081	37,995,811	39,565,580	35,650,267
Total Provider Services	1,033,329,365	924,672,510	1,036,372,674	1,132,958,638	1,219,271,856	1,589,343,449
Public and Correctional Health Services						
4240-Cermak Health Services	87,200,407	81,491,144	96,107,615	97,392,394	91,603,319	107,151,085
4241-Health Services - JTDC	7,867,744	7,231,183	8,356,869	8,596,859	9,655,114	9,697,327
4895-Department of Public Health	13,018,093	10,234,781	16,907,639	17,821,440	20,461,383	22,266,880
Total Public and Correctional Health Services	108,086,244	98,957,108	121,372,123	123,810,693	121,719,816	139,115,291
Health Plan Services						
4896-Health Plan Services	1,549,038,935	1,800,366,723	2,229,638,357	2,601,756,444	2,650,936,266	2,642,198,404
580426-Domestic Transfer - Elimination***	-	-	-	-	-	(114,358,276)
Total Health Plan Services	1,549,038,935	1,800,366,723	2,229,638,357	2,601,756,444	2,650,936,266	2,527,840,128
Total Enterprise Fund Expenses	2,690,454,544	2,823,996,341	3,387,383,155	3,858,525,775	3,991,927,938	4,256,298,868
CCH Long-Term Liability Expenses*						
Pension Payments	67,285,327	68,898,587	60,370,881	75,512,222	70,917,382	69,356,512
Supplemental Pension Payment	112,501,411	107,537,417	102,261,496	121,091,986	102,881,563	112,788,439
Debt Service Payments	136,741,220	140,664,942	136,408,351	130,968,043	146,702,380	131,120,453
CCH Long-Term Liability Expenses	316,527,958	317,100,946	299,040,728	327,572,251	320,501,325	313,265,404
Total CCH Expenses	3,006,982,502	3,141,097,287	3,686,423,883	4,186,098,026	4,312,429,263	4,569,564,272
Total Tax Allocation To CCH						
Total Indirect Tax Allocation**	316,527,958	317,100,946	299,040,728	327,572,251	320,501,325	313,265,404
Total Direct Tax Allocation	72,704,917	82,704,917	122,704,917	137,704,917	147,704,920	157,704,920
Total Tax Allocation	389,232,875	399,805,863	421,745,645	465,277,168	468,206,245	470,970,324

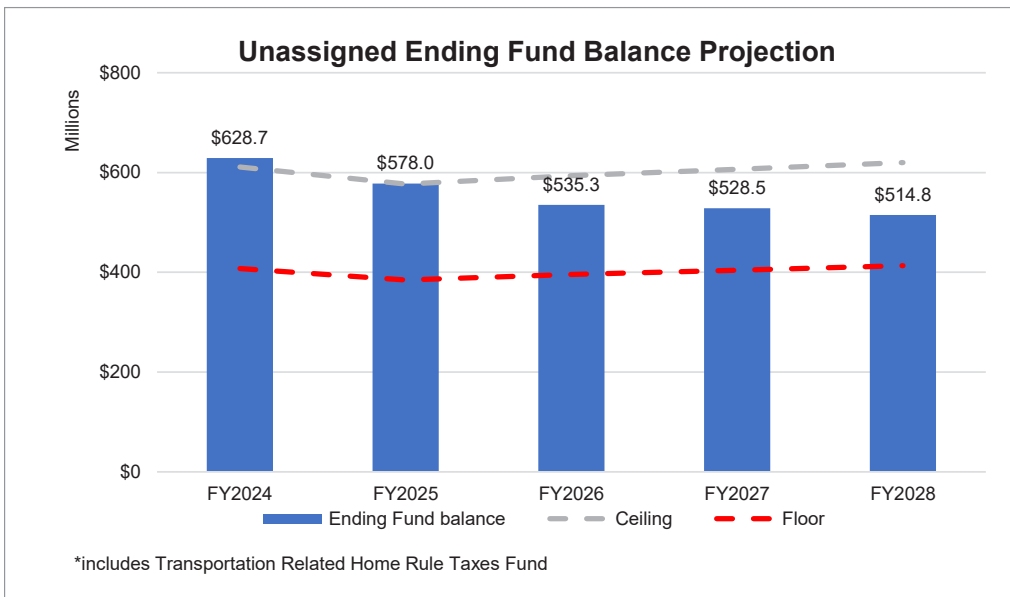
* Debt service and pension payments are estimates. Used to help approximate the total county tax allocation.

** Total Indirect Tax Allocation equals the difference between Total CCH Expenses and Total Enterprise Fund Revenues.

***In FY2024, the directed payments will be offset from Health Plan Services revenue rather than recorded as a claims expense. Domestic claims expense at Health Plan Services and domestic claims revenue at Health Care Services, estimated to total \$114,358,276 will be offset in a separate account.

PROJECTED GENERAL FUND BALANCE

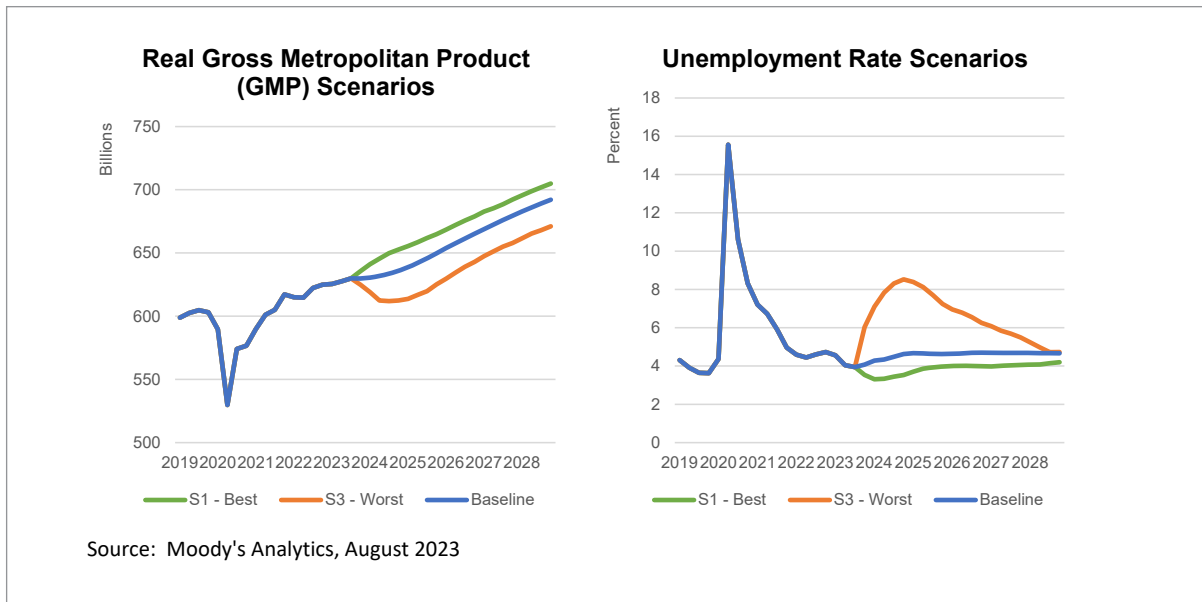
In FY2023, the County’s beginning unassigned fund balance within the General Fund was \$810.9 million, \$301.7 million higher than the fund balance ceiling. Based on current estimates and transfers out for FY2023, the fund balance is anticipated to increase by \$119.8 million by the end of FY2023. The unassigned fund balance is expected to remain above the \$407.4 million targeted floor for FY2024. Therefore, pursuant to the County’s fund balance policy, transfers and assignments totaling \$301.9 million will be made to other funds. As a result, by the end of FY2024, the unassigned fund balance is expected to be reduced to \$628.7 million. This amount accounts for approximately 25.7% of the County’s FY2024 annual budgeted expenditures from the General Fund and the Transportation Fund. According to the long-term revenue and expense forecasts for FY2024 to FY2028, the long-term projected ending fund balance is estimated to decrease to \$514.8 million by FY2028.



LONG-TERM ALTERNATIVE REVENUE SCENARIOS

GENERAL FUND

Forecasting in the General Fund will leverage professional forecasts of local level economic indicators in scenarios for economically sensitive revenues. The long-term forecasts presented throughout the budget book represent the baseline scenario, a 50% chance that they will do better and a 50% chance that they will do worse. To develop best- and worst-case scenarios, the forecast utilizes scenarios prepared by Moody’s Analytics. The “S1 - 10th percentile forecast” has a 10% chance that the economy will perform better, and a 90% chance that the economy will perform worse. In the “S3 - 90th percentile forecast,” there is a 90% chance the economy will perform better, and a 10 percent chance it will perform worse. The chart below illustrates the upside and downside scenarios for the region’s gross metropolitan product and unemployment rate as an example.

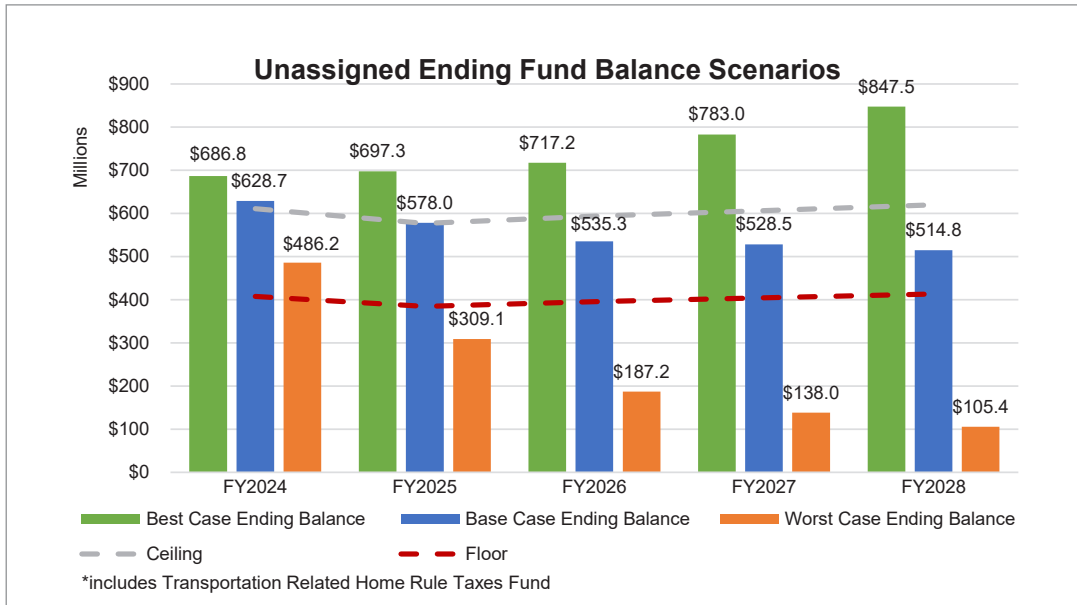


These scenarios give mirrored likelihoods, allowing the best- and worst-case forecasts to be equally probable. The revenue forecasts based on the S1 and S3 scenarios are developed under the assumption that economically sensitive revenues will grow or decline depending on economic conditions. For each revenue source, the economic indicators, such as Gross Metropolitan Product, Consumer Price Index (CPI), number employed, or unemployment rate, that has the highest correlation to historic data is used for the forecast. For each revenue source and the economic indicator identified as most closely correlated, a regression analysis is performed to generate a 5-year forecast. Then, the percentage difference between the baseline scenario, and the S1 and S3 scenarios, respectively, is calculated for each year. That percent change is applied to the original forecast for each revenue source to develop the best- and worst-case scenarios. Finally, forecasts for other revenue sources not considered to be economically sensitive are added to the S1 and S3 forecasts for economically sensitive revenues, respectively, to generate the best- and worst-case scenario General Fund revenue forecasts.

Moody's Analytics provides monthly narratives on what factors drive each forecast. In August 2023, the baseline forecast assumed the U.S. economy will experience a soft landing as a result of resilient consumers and labor markets, the Federal Reserve is done tightening and will begin easing interest rates in June 2024, oil prices will increase due to strong demand growth and OPEC production cuts, the economy will grow at a slower pace in the beginning of 2024, and inflation growth will approach the Fed's target range around the third quarter of CY 2024. In the best-case scenario, interest rates and inflation are a bit higher than baseline due to stronger growth, unemployment declines below the baseline projection, and the Fed restores consumer confidence after recent bank failures. In the worst-case scenario, there is a rise in unemployment starting in the fourth quarter of 2023 and peaking in the fourth quarter of 2024, further instability in the banking sector, and the economy falling into a recession at the end of 2023.

Each revenue scenario is compared to the expenditure forecast, along with the fund balance floor and ceiling – the floor represents two months of projected annual expenses and the ceiling represents three months of projected annual expenses. The revenue scenarios, as well as the floor and ceiling, incorporate both General Fund and Transportation Fund revenues and expenses to fully capture the potential economic impacts on revenues used by the County for operating expenses. In the baseline scenario, the fund balance remains above the fund balance floor through FY2028 but drops below the ceiling in FY2026. In the best case, the

ending fund balance is \$58.1 million greater than the base case in FY2024, and \$332.6 million greater in FY2028. However, in the worst case, the ending funding balance is \$142.5 million below the base case in FY2024 because of the recession assumed in that scenario and drops below the floor in FY2025 as revenues decline faster than expenses.



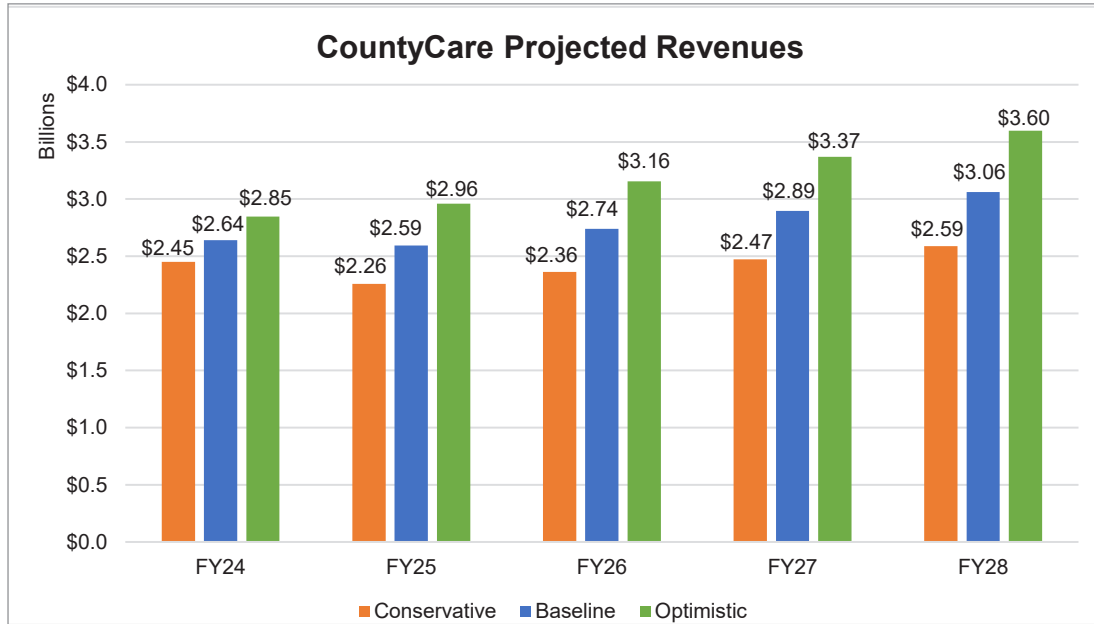
HEALTH ENTERPRISE FUND

Budgeted Health Enterprise Fund revenues are built from several baseline assumptions about the future. To better understand how different assumptions may impact revenue outcomes, three long-term forecasts are developed using conservative, baseline, and optimistic assumptions.

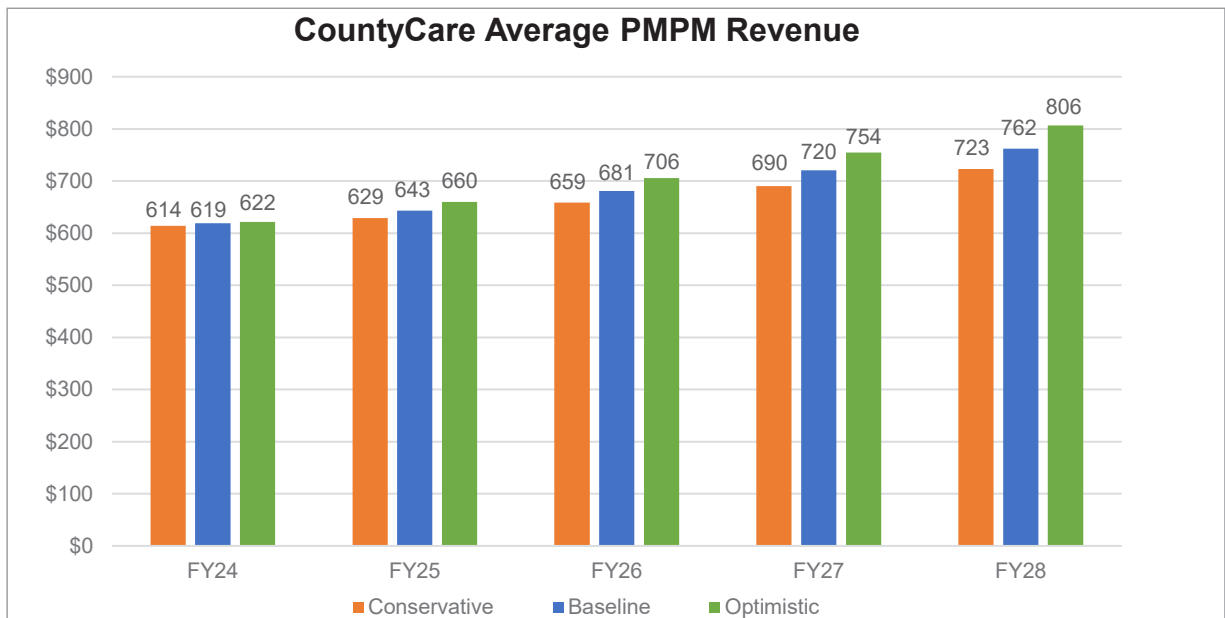
CountyCare revenue is a function of the number of CountyCare members and the fixed PMPM reimbursement generated by those members. Both factors are driven by state policy changes that impact membership levels and PMPM rates. The scenarios for NPSR focus on the underlying impacts that drive the amount charged by CCH for medical services, and how much revenue CCH yields from those charges. The three revenue forecasting scenarios consider the impacts of changes in volume in the hospital system, reimbursement rates, and whether and how patients are insured.

COUNTYCARE SCENARIOS

Like the baseline forecast, revenues in the conservative scenario are anticipated to drop in FY2024 and FY2025, and then grow at an average annual rate of 4.6% between FY2025 and FY2028, as compared to 5.7% in the baseline scenario. In the optimistic scenario, after an initial reduction in FY2024, revenues start growing again in FY2025, and grow 6.7% on average between FY2025 and FY2028.

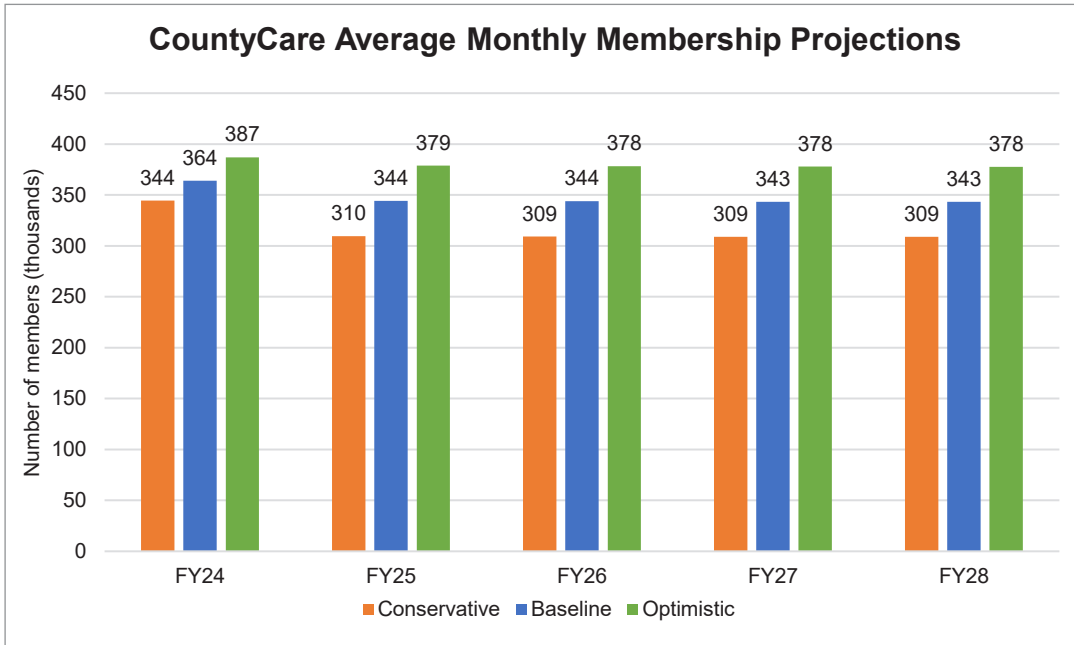


In all scenarios, overall revenue growth is driven by growth in PMPM rates. The baseline scenario assumes an average annual growth of 5.3% in PMPM rates between FY2024 and FY2028 based on past trends, while the conservative and optimistic scenarios assume a 4.2% and 6.7% growth, respectively.



Average monthly membership is anticipated to drop in all scenarios in FY2024 and then again in FY2025 when the full year impact of redetermination is experienced. After these initial declines, membership decreases by 0.1% annually in each scenario. The differences across scenarios are driven by the auto-assignment pool being assigned to CountyCare. In February 2021, CountyCare’s auto-assignment percentage increased to 50%; historically, the percentage has ranged from 20% to 35%. The baseline scenario assumes 35% of the pool will be assigned to CountyCare, while the conservative scenario assumes

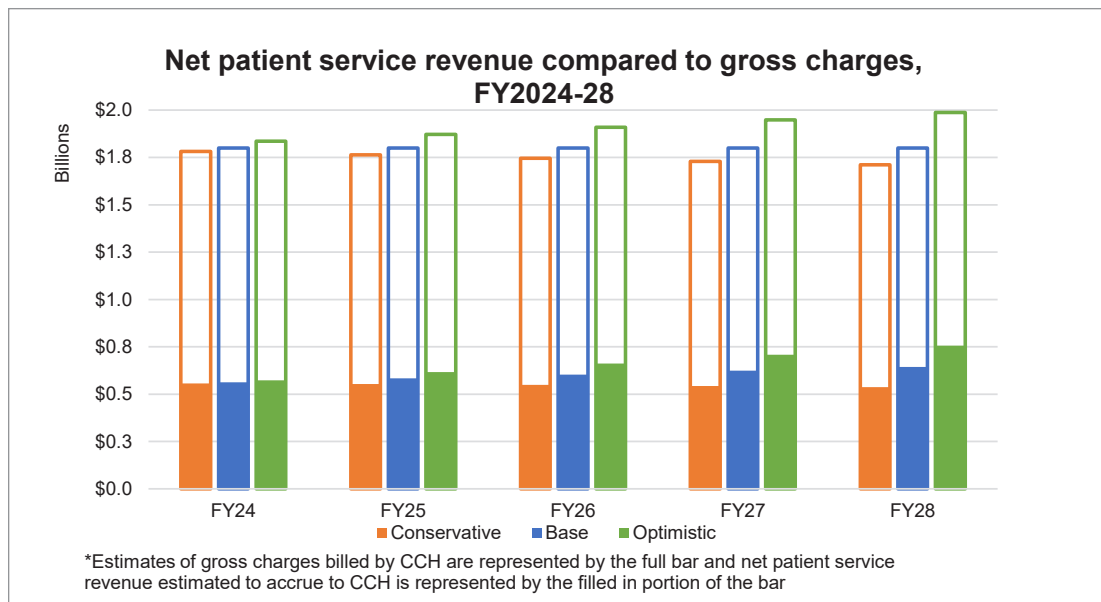
a drop to 20% and the optimistic scenario assumes it will remain at 50%. Aside from these factors driving membership, members may choose to select or leave CountyCare. Starting in FY2025, all scenarios assume that membership growth and attrition will return to historical averages.



NET PATIENT SERVICE REVENUE PROJECTIONS

The revenue forecast centers around making assumptions about future service volumes, payor mix, and the level and rates of contractual payments from various insurers, and inability of self-pay patients to pay the full gross charges that the County bills for medical care provided. Considerations include looking at historical trends, expected policy changes, and economic conditions that may affect service volumes, payor mix, or re-imburements rates. For example, due to changes in eligibility and coverage available to historically uninsured individuals, the percentage of patients covered under Medicaid is expected to increase. This would increase the percent of gross revenues charged to Medicaid and decrease the percent charged to self-pay patients, who reimburse the County at a much lower rate than Medicaid managed care organizations.

In the baseline scenario used in the long-term forecast, the forecast assumes that volume will be consistent, patients will maintain their current insurance coverage as of FY2024, and reimbursements rates will be consistent with inflation. To understand the impact of changes that would result in lower revenue growth, the conservative scenario assumes a decline in volume and associated gross charges, that fewer people will have Medicaid coverage, and reimbursement rates will fall below inflation. Conversely, the optimistic scenario assumes that volume and associated gross charges will increase, that more charges associated with self-pay will be covered by Medicaid, and that reimbursement rates will be higher than inflation.



RISKS AND OPPORTUNITIES

REVENUE BASE

The County’s General Fund revenue base is forecast to become more reliant on sales taxes. The shift of transportation taxes, cannabis tax, and casino tax revenue from the General Fund has resulted in the sales tax accounting for 51.0% of the General Fund in FY2024, as compared to 45.3% in FY2022. Additionally, more than half of the growth in the General Fund forecast through FY2028 is anticipated to come from growth in sales tax revenue. Due to its sensitivity to changes in consumption patterns and economic conditions, the sales tax can be a volatile source of revenue. The General Fund’s significant reliance on sales taxes, combined with fewer General Fund taxes that could help offset any fluctuations, is a source of financial risk. However, gambling machine tax and sports wagering tax revenue are both expected to experience significant growth through FY2028, totaling \$9.8 million from FY2023 estimates, offsetting a portion of the casino revenue shifted to the Equity Fund.

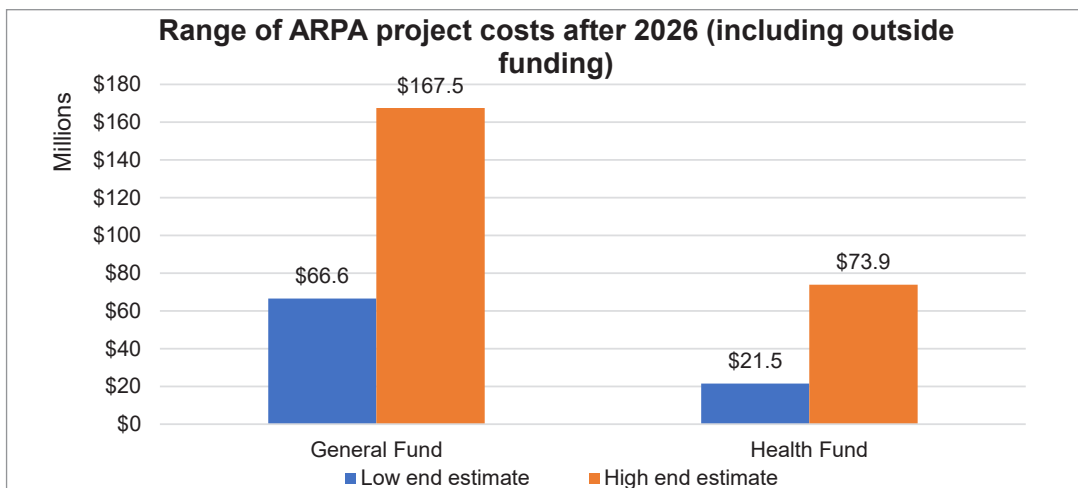
Following the shift of Cannabis Tax to the Equity Fund in FY2023, it will also now be supported by casino revenue starting in FY2024. Taken together, these sources are forecast to grow at an average annual rate of 7.8% through FY2028. However, Cannabis Tax revenue has grown slower than originally forecast, in part due to the State of Illinois’ dispensary license process being on hold pending court proceedings. The hold has been lifted, but it remains unclear how quickly additional dispensary licenses will be issued, how many will be located within Cook County, and how soon the dispensaries will open. Casino revenue is anticipated to grow as additional casinos are opened in Cook County over the next two years. While the Chicago casino’s temporary location has opened, changes or delays in plans for the remaining casinos may negatively impact anticipated revenue growth.

ARPA FISCAL SUSTAINABILITY

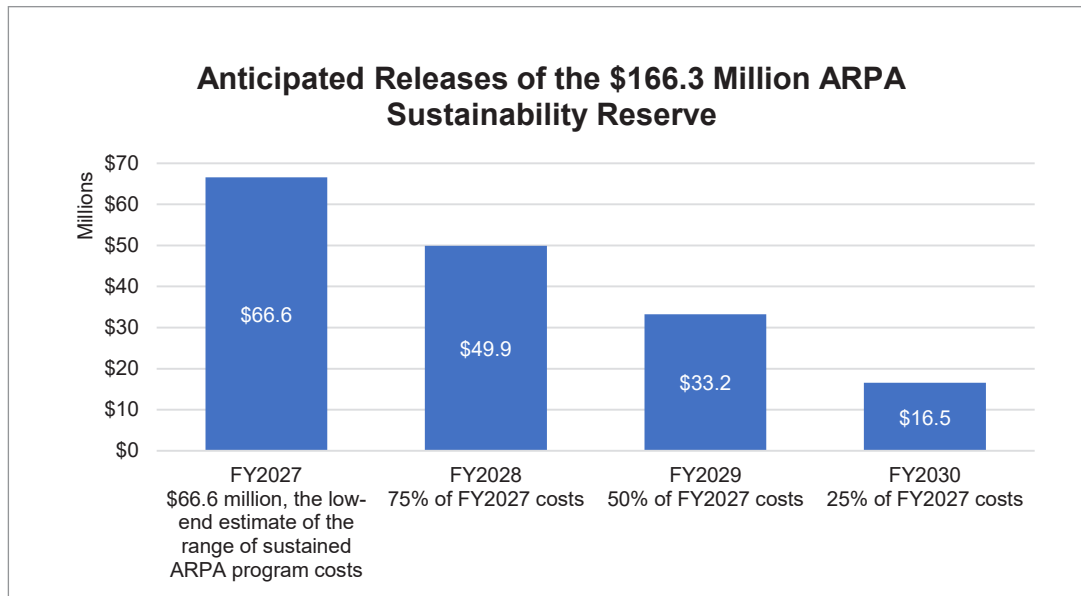
The American Rescue Plan Act (ARPA) has posed a unique opportunity for the County since the funds were originally provided for COVID-19 recovery in FY2021. Through a collaborative effort, the County has established over 70 initiatives addressing various County priorities. The timeline and scope of work for each initiative are unique. Distribution of funding directly from

ARPA is allotted to finance these programs through FY2026. However, many of these initiatives plan to continue their work well beyond this time frame. Ensuring the longevity of these long-term programs poses a significant financial risk to the County. In preparation, a core group of County employees and consultants, who were involved in rolling out the ARPA programs, are now undertaking an extensive process to assess the overall program sustainability of these initiatives.

The goal for FY2023 included identifying programs likely to continue after the ARPA-eligible spending period and their associated costs. In survey responses, departments administering ARPA programs indicated that they anticipate 45 of the County's 72 ARPA initiatives could continue after 2026. As illustrated below, the range of program costs goes from \$66.6 million at the low-end and \$167.5 million at the high-end, with many of these programs expected to receive grant and other outside funding. Approximately \$50 million of the high-end estimate reflects that programs would be scaled to the amount of outside funding received. Costs for programs with potential impact on the Health Fund range from \$21.5 million to \$73.9 million.



Over the next year, the County will also be working to investigate the levels and types of funding that may be available to support these programs with outside sources. Additionally, the County plans to reserve \$166.3 million in a reserve fund to sustain ARPA programs during a step-down period for General Fund support between FY2027 and FY2030. This reserve will include \$158.8 million from the General Fund balance, as well as a \$7.5 million settlement received in FY2023, pending determination that these settlement funds can be used for the ARPA programs. The chart below shows this \$166.3 million reserve, which will be sufficient to cover the \$67 million low-end estimate in FY2027, 75% of these costs in FY2028, 50% in FY2029, and 25% in FY2030. To the extent these programs continue to operate as expected, they would need other funding sources both during and after this step-down period. However, the reserve will ensure continuity as these initiatives seek to establish consistent, long-term funding support from other sources.



RESUMPTION OF REDETERMINATION PROCESS FOR MEDICAID ELIGIBILITY

After three years of continuous coverage for Medicaid recipients during the pandemic, the redetermination process for Medicaid eligibility resumed in May 2023. As a result, Medicaid members in Illinois will have their coverage terminated if they are determined to be no longer eligible. Terminations began in August 2023 and are anticipated to be rolled out over a 12-month period. The impacts to CCH’s fiscal outlook are expected for both CountyCare as well as the provision of patient care at CCH facilities. CountyCare is projected to lose 23% of its members, resulting in a drop in revenues, as well as associated claim expenses. Additionally, uncompensated care at CCH is anticipated to increase when fewer patients have access to Medicaid coverage.

However, the County understands that the outcomes associated with the process are uncertain at this time. Actual numbers of members dropped from the Medicaid rolls may be more or less than anticipated – nationwide other states have experienced a range of 9% to 72%. Beyond the extent that members are dropped, it is unclear whether these patients may gain access to other coverage or will remain uninsured. In addition, the impact on volumes at CCH facilities are not known, including whether uninsured patients will seek less care or whether uninsured patients may be more likely to seek care at CCH facilities. However, CCH has initiatives and processes in place to mitigate these risks. CountyCare has engaged in several initiatives to improve retention of members up for redetermination, while uninsured patients coming to CCH facilities who may have lost coverage are provided with support to reapply.

METHODOLOGY

Every forecast includes statistical assumptions and policy decisions, including the level and type of risks to take. The County assesses these assumptions, evaluates projections, and finalizes its revenue forecasting methods in collaboration with the IRFC. Additionally, the County has strived for increased transparency, and has publicly posted datasets, methodologies, and IRFC meeting records on the IRFC website. In-depth explanations of methodologies are available on the IRFC website (<https://www.cookcountvil.gov/service/independent-revenue-forecasting-commission>).

In projecting each of the revenue sources, economic drivers like inflation, GDP growth, historical trends, operating initiatives, and regulatory factors that may affect collection of those revenues were taken into consideration. This resulted in a variety of revenue specific models and statistical extrapolation techniques, which included linear regressions, historical growth rates, and inputs from subject matter experts. When choosing between multiple forecasts, it is the County's policy to select the most conservative methodology after the elimination of unreasonable forecasts.

Similarly, expenses were analyzed as falling into five primary categories: (i) Expenses that grow at or around the rate of inflation; (ii) Contingencies, including the one-time expense associated with adjusting the County's Annuity and Benefit contributions; (iii) CountyCare medical claims estimated based on membership and claim costs; (iv) Salary and Wages costs that are projected to grow in accordance with the rate negotiated in our Collective Bargaining Agreements and (v) anticipated increases in health benefits that are expected to increase at rates consistent with an analysis provided by the County's actuarial service provider.

General Fund - Projected Annual Revenues and Expenses, by Source

	Actual			Estimate	Budget	Forecast			
	FY2020	FY2021	FY2022	FY2023	FY2024	FY2025	FY2026	FY2027	FY2028
Revenue									
Property Taxes									
400010-Property Taxes	222,664,437	223,415,718	190,155,325	267,660,808	157,026,073	176,357,799	166,601,230	178,954,383	167,620,282
400030-Prior Year Prop. Taxes	(5,977,524)	(11,834,818)	(7,169,480)	(4,482,473)	-	-	-	-	-
400040-Tax Increment Financing Taxes	21,756,338	19,213,092	13,538,232	25,872,500	13,453,200	18,766,672	18,766,672	18,766,672	18,766,672
400060 - Transfer of Tax Receipts	55,570	-	(10,507,008)	81,130	-	-	-	-	-
Total Property Taxes	\$ 238,498,821	\$ 230,793,993	\$ 186,017,069	\$ 289,131,965	\$ 170,479,273	\$ 195,124,471	\$ 185,367,903	\$ 197,721,055	\$ 186,386,955
Non-Property Taxes									
401110-Non Property Taxes	6,067,988	37,699,431	132,979,558	101,917,850	73,189,873	79,005,639	103,043,218	117,775,323	121,804,063
401150-County Sales Tax	721,645,078	861,610,924	1,059,602,538	1,125,426,295	1,119,037,554	1,137,862,000	1,185,487,000	1,234,412,000	1,277,010,000
401210-Alcoholic Beverage Tax	35,995,394	38,268,243	38,411,036	37,929,793	37,840,000	38,028,000	38,218,000	38,408,000	38,600,000
401310-Off Track Betting Comm.	652,079	1,075,934	704,746	753,337	750,000	711,000	671,000	633,000	598,000
401330-II Gaming Des Plaines Casino	6,090,033	7,771,107	11,446,094	13,508,081	-	-	-	-	-
401350-Amusement Tax	12,515,261	17,937,856	36,677,318	40,975,185	42,000,000	42,918,000	43,856,000	44,815,000	45,795,000
401390-State Income Tax	15,584,248	18,129,362	21,085,811	20,378,430	21,583,000	22,055,000	22,537,000	23,030,000	23,533,000
401430-Cigarette Tax	150,830,641	92,234,532	88,947,433	81,522,323	79,500,000	77,000,000	75,000,000	73,000,000	71,000,000
401450-Other Tobacco Products	6,751,229	7,422,000	8,836,415	7,194,285	7,100,000	7,000,000	6,800,000	6,600,000	6,500,000
401470-General Sales Tax	2,772,289	4,212,128	4,942,720	5,062,716	5,197,209	5,284,636	5,505,824	5,733,049	5,930,889
401490-Firearms Tax	1,844,154	1,607,621	-	-	-	-	-	-	-
401530-Gambling Machine Tax	2,705,700	2,764,589	3,660,635	3,796,362	6,900,000	6,900,000	9,551,000	9,760,000	9,973,000
401550-Hotel Accommodations Tax	12,183,588	15,846,682	32,739,216	32,675,890	35,250,000	36,806,000	38,388,000	40,014,000	41,709,000
401565-Sweetened Beverage Tax	25,229	93,294	-	-	-	-	-	-	-
401570-Video Gaming	390,695	649,356	1,040,806	1,156,364	1,061,385	1,061,000	1,061,000	1,061,000	1,061,000
401580 - Cannabis Tax	1,139,258	11,269,319	12,956,197	-	-	-	-	-	-
401590 - Sports Wagering Tax	91,750	5,065,653	7,062,049	9,382,864	11,000,000	11,486,000	11,979,000	12,487,000	13,016,000
Total Non-Property Taxes	\$ 977,284,613	\$ 1,123,658,033	\$ 1,461,092,573	\$ 1,481,679,775	\$ 1,440,409,021	\$ 1,466,117,275	\$ 1,542,097,042	\$ 1,607,728,372	\$ 1,656,529,952
Transportation Taxes									
401130-Non Retailer Trans Use Tax	15,369,163	17,230,867	13,685,315	24,147	-	-	-	-	-
401170-County Use Tax	79,265,705	93,528,935	92,247,256	(1,636)	-	-	-	-	-
401190-Gasoline / Diesel Tax	82,585,421	85,028,471	86,088,449	(204,169)	-	-	-	-	-
401230-New Motor Vehicle Tax	2,667,508	2,798,874	2,355,506	-	-	-	-	-	-
401250-Wheel Tax	3,486,612	3,834,776	3,943,953	(5,662)	-	-	-	-	-
401370-Parking Lot and Garage Operation	30,295,769	34,956,124	52,854,753	(3,136)	-	-	-	-	-
Total Transportation Taxes	\$ 213,670,178	\$ 237,378,047	\$ 251,175,233	\$ (190,454)	\$ -	\$ -	\$ -	\$ -	\$ -
Fees									
402548-Clerk of the Circuit Court Fees	68,179,064	68,175,957	66,597,357	59,694,774	59,500,000	67,270,000	66,670,000	66,071,000	65,471,000
402010-Fees and Licenses	305,000	80,000	309,501	300,000	330,000	330,000	330,000	330,000	330,000
402100-County Treasurer	41,828,919	72,667,613	131,670,458	53,044,680	35,000,000	36,545,000	38,116,000	39,731,000	41,413,000
402150-County Clerk	7,139,377	8,602,204	10,138,208	8,521,132	49,292,220	51,468,000	53,681,000	55,955,000	58,325,000
402200-County Recorder and Registrar	49,370,348	71,045,117	56,834,057	41,576,181	-	-	-	-	-
402250-Recorder Audit Revenues	-	(100)	-	-	-	-	-	-	-
402300-Building and Zoning	3,829,012	4,236,871	4,692,897	3,971,367	4,100,000	4,190,000	4,281,000	4,375,000	4,470,000
402350-Environmental Control	4,265,891	5,104,846	5,053,616	5,304,357	4,695,000	5,062,000	5,071,000	5,080,000	5,089,000
402400-Highway Dept Permit Fees	1,732,838	2,345,920	2,206,674	1,941,875	1,900,000	1,900,000	1,900,000	1,900,000	1,900,000
402450-Liquor Licenses	306,111	270,232	302,406	352,530	350,000	358,000	365,000	373,000	382,000

EXECUTIVE SUMMARY

ANNUAL APPROPRIATION BILL VOLUME 1

	Actual			Estimate	Budget	Forecast			
	FY2020	FY2021	FY2022	FY2023	FY2024	FY2025	FY2026	FY2027	FY2028
402500-County Assessor	7,648	508	1,156	762	-	-	-	-	-
402950-Sheriff General Fees	10,964,096	12,685,972	11,950,890	2,997	-	11,944,000	11,943,000	11,943,000	11,943,000
403015-Sheriff Municipal Division	-	-	-	12,191,616	10,464,836	-	-	-	-
403060-State's Attorney	413,458	821,508	364,651	34,459	-	-	-	-	-
403100-Supportive Services	2,500	4,943	3,060	2,070	-	-	-	-	-
403120-Public Administrator	2,082,909	1,450,686	1,538,797	1,366,034	1,722,267	1,760,000	1,798,000	1,838,000	1,878,000
403150-Public Guardian	1,748,763	2,690,532	2,599,306	2,384,481	2,600,000	2,600,000	2,600,000	2,600,000	2,600,000
403210-Medical Examiner	3,145,922	4,008,921	3,925,650	4,005,866	3,910,800	3,911,000	3,911,000	3,911,000	3,911,000
403280-Contract Compliance M/WBE Cert	40,000	43,100	42,500	33,000	34,200	35,000	36,000	36,000	37,000
Total Fees	\$ 195,361,855	\$ 254,234,829	\$ 298,231,183	\$ 194,728,183	\$ 173,899,323	\$ 187,373,000	\$ 190,702,000	\$ 194,143,000	\$ 197,749,000
Governments									
404060-Other Governments	1,863,725	1,793,663	1,526,567	2,003,645	2,228,780	2,004,000	2,004,000	2,004,000	2,004,000
Total Governments	\$ 1,863,725	\$ 1,793,663	\$ 1,526,567	\$ 2,003,645	\$ 2,228,780	\$ 2,004,000	\$ 2,004,000	\$ 2,004,000	\$ 2,004,000
Investment Income									
405010-Investment Income	1,604,635	27,792	4,901,814	25,435,828	43,473,000	36,438,000	37,899,000	38,160,000	38,436,000
Total Investment Income	\$ 1,604,635	\$ 27,792	\$ 4,901,814	\$ 25,435,828	\$ 43,473,000	\$ 36,438,000	\$ 37,899,000	\$ 38,160,000	\$ 38,436,000
Reimbursements from Other Governments									
406008-Indirect Cost	12,847,560	11,814,971	12,068,412	12,894,477	13,350,463	13,415,000	13,684,000	13,957,000	14,237,000
406010-State of Illinois	54,650,993	59,887,471	60,338,815	53,574,398	59,443,770	55,313,000	56,522,000	57,757,000	59,020,000
Total Reimbursements from Other Governments	\$ 67,498,554	\$ 71,702,442	\$ 72,407,227	\$ 66,468,875	\$ 72,794,233	\$ 68,728,000	\$ 70,206,000	\$ 71,714,000	\$ 73,257,000
Miscellaneous Revenues									
407010-Miscellaneous Revenue	34,064,972	35,755,333	34,373,846	39,192,027	46,592,405	36,970,000	36,232,000	37,837,000	38,281,000
407080-Other	5,616,194	3,643,085	(2,234,200)	3,886,314	3,455,000	13,697,000	13,691,000	13,690,000	13,684,000
Total Miscellaneous Revenues	\$ 39,681,166	\$ 39,398,418	\$ 32,139,646	\$ 43,078,341	\$ 50,047,405	\$ 50,667,000	\$ 49,923,000	\$ 51,527,000	\$ 51,965,000
Other Revenue Sources									
411490 - Other Financing Sources*	-	76,825,584	30,000,000	30,000,000	242,919,954	-	-	-	-
Total Other Revenue Sources	\$ -	\$ 76,825,584	\$ 30,000,000	\$ 30,000,000	\$ 242,919,954	\$ -	\$ -	\$ -	\$ -
Total General Fund Revenue	\$ 1,735,463,546	\$ 2,035,812,801	\$ 2,337,491,311	\$ 2,132,336,158	\$ 2,196,250,989	\$ 2,006,451,746	\$ 2,078,198,945	\$ 2,162,997,427	\$ 2,206,327,907
Expenses									
Salaries	757,269,381	861,466,994	931,330,251	966,865,408	1,122,834,815	1,162,301,000	1,205,533,000	1,235,671,000	1,266,563,000
Other Personnel	121,749,001	115,848,477	147,705,963	153,848,172	169,305,811	175,257,000	181,775,000	186,320,000	190,978,000
Health Benefits	174,178,365	214,887,408	221,166,608	221,345,219	219,337,849	226,845,000	234,609,000	242,638,000	250,943,000
Contractual Services	64,195,188	77,065,998	67,209,482	97,303,334	110,986,414	113,565,000	116,203,000	118,902,000	121,664,000
Comm & IS Maintenance	54,206,461	56,959,350	61,982,843	100,713,417	89,017,363	91,085,000	93,201,000	95,366,000	97,582,000
Supplies and Materials	10,444,604	11,612,353	12,429,398	16,525,690	18,459,145	18,888,000	19,327,000	19,776,000	20,235,000
Energy	12,787,863	14,104,911	12,982,504	13,334,067	19,538,600	19,992,000	20,457,000	20,932,000	21,418,000
Operations And Maintenance	33,690,235	37,824,089	39,987,581	40,610,288	42,612,364	43,602,000	44,615,000	45,652,000	46,712,000
Rental And Leasing	2,425,975	2,724,104	2,719,367	3,161,571	3,242,695	3,318,000	3,395,000	3,474,000	3,555,000
Operating Capital	6,458,623	3,351,012	4,999,040	2,329,000	-	-	-	-	-
Contingencies	77,418,907	119,439,893	49,687,245	249,220,218	192,705,232	95,086,000	97,295,000	99,555,000	101,867,000
Pension Reimbursements	306,214,508	341,961,760	324,199,712	295,975,257	338,246,374	338,246,000	338,246,000	338,246,000	338,246,000
Appropriation Transfer	(8,149,317)	(5,753,058)	25,573,056	(178,669,636)	(130,035,673)	(230,960,000)	(233,820,000)	(236,739,000)	(239,705,000)
Total General Fund Expenses	\$ 1,612,889,793	\$ 1,851,493,292	\$ 1,901,973,050	\$ 1,982,562,003	\$ 2,196,250,989	\$ 2,057,225,000	\$ 2,120,836,000	\$ 2,169,793,000	\$ 2,220,058,000

	Actual			Estimate	Budget	Forecast			
	FY2020	FY2021	FY2022	FY2023	FY2024	FY2025	FY2026	FY2027	FY2028
Total General Fund Revenue	1,735,463,546	2,035,812,801	2,337,491,311	2,132,336,158	2,196,250,989	2,006,451,746	2,078,198,945	2,162,997,427	2,206,327,907
Total General Fund Expenses	1,612,889,793	1,851,493,292	1,901,973,050	1,982,562,003	2,196,250,989	2,057,225,000	2,120,836,000	2,169,793,000	2,220,058,000
Total General Fund Surplus/(Deficit)	\$ 122,573,753	\$ 184,319,509	\$ 435,518,261	\$ 149,774,154	\$ -	\$ (50,773,254)	\$ (42,637,055)	\$ (6,795,573)	\$ (13,730,093)

*Revenues from Other Financing Sources are transfers from the General Fund balance, so represent revenues realized in past years

Transportation Related Home Rule Taxes Fund - Projected Annual Revenues and Expenses, by Source

<u>Revenue</u>									
401130-Non Retailer Trans Use Tax	-	-	-	13,732,989	14,500,000	14,817,000	15,141,000	15,472,000	15,810,000
401170-County Use Tax	-	-	-	90,013,912	95,900,000	97,996,000	100,139,000	102,328,000	104,564,000
401190-Gasoline / Diesel Tax	-	-	-	85,817,321	86,300,000	84,592,000	84,086,000	83,584,000	83,084,000
401230-New Motor Vehicle Tax	-	-	-	2,061,726	2,400,000	2,452,000	2,506,000	2,561,000	2,617,000
401250-Wheel Tax	-	-	-	59,565	-	-	-	-	-
401370-Parking Lot and Garage Operation	-	-	-	46,824,744	49,300,000	50,312,000	51,387,000	52,461,000	53,531,000
405010-Investment Income	-	-	-	1,596	-	-	-	-	-
Total Transportation Fund Revenue	\$ -	\$ -	\$ -	\$ 238,511,853	\$ 248,400,000	\$ 250,169,000	\$ 253,259,000	\$ 256,406,000	\$ 259,606,000
<u>Expenses</u>									
Transportation Related Home Rule Taxes Fund Expenses	-	-	-	238,511,853	248,400,000	250,169,000	253,259,000	256,406,000	259,606,000
Total Transportation Fund Expenses	\$ -	\$ -	\$ -	\$ 238,511,853	\$ 248,400,000	\$ 250,169,000	\$ 253,259,000	\$ 256,406,000	\$ 259,606,000
Total Transportation Fund Revenue	-	-	-	238,511,853	248,400,000	250,169,000	253,259,000	256,406,000	259,606,000
Total Transportation Fund Expenses	-	-	-	238,511,853	248,400,000	250,169,000	253,259,000	256,406,000	259,606,000
Total Transportation Fund Surplus/(Deficit)	\$ -	\$ -	\$ -	\$ -	\$ -	\$ -	\$ -	\$ -	\$ -
Total General/Transportation Fund Revenue	1,735,463,546	2,035,812,801	2,337,491,311	2,370,848,010	2,444,650,989	2,256,620,746	2,331,457,945	2,419,403,427	2,465,933,907
Total General/Transportation Fund Expenses	1,612,889,793	1,851,493,292	1,901,973,050	2,221,073,856	2,444,650,989	2,307,394,000	2,374,095,000	2,426,199,000	2,479,664,000
Total Surplus/(Deficit)	\$ 122,573,753	\$ 184,319,509	\$ 435,518,261	\$ 149,774,154	\$ -	\$ (50,773,254)	\$ (42,637,055)	\$ (6,795,573)	\$ (13,730,093)

Health Fund - Projected Annual Revenues and Expenses, by Source

Health Plan Services

<u>Revenue</u>									
CountyCare Medicaid	2,149,838,376	2,653,443,281	3,048,653,228	-	-	-	-	-	-
CountyCare Affordable Care Act PMPM	-	-	-	882,362,617	713,225,838	698,655,892	755,604,702	817,195,521	883,806,728
CountyCare Family Health Plans PMPM	-	-	-	845,131,275	778,413,175	748,075,202	771,312,488	795,271,588	819,974,924
CountyCare Integrated Care Program PMPM	-	-	-	700,480,463	731,874,505	723,217,505	752,676,269	783,334,975	815,242,499
CountyCare Managed Long Term Services and Support PMPM	-	-	-	300,275,256	276,835,470	280,658,152	309,425,049	341,140,496	376,106,711
CountyCare Other Population Revenue PMPM	-	-	-	132,631,498	111,803,518	116,014,806	121,933,355	128,207,361	134,858,364
CountyCare Other State Revenue	-	-	-	346,453,741	27,045,898	26,573,303	28,077,304	29,684,543	31,403,120
CountyCare Medicare	-	2,748,641	9,393,785	4,585,455	-	-	-	-	-
CountyCare Private Payors	1,916,026	-	-	-	-	-	-	-	-
CountyCare Investment Income	-	-	-	13,291,628	3,000,000	-	-	-	-
Total Health Plan Services Revenue	\$ 2,151,754,402	\$ 2,656,191,922	\$ 3,058,047,013	\$ 3,225,211,934	\$ 2,642,198,404	\$ 2,593,194,861	\$ 2,739,029,167	\$ 2,894,834,483	\$ 3,061,392,347

	Actual			Estimate	Budget	Forecast			
	FY2020	FY2021	FY2022	FY2023	FY2024	FY2025	FY2026	FY2027	FY2028
<u>Expenses</u>									
Salaries	26,112,642	13,305,075	16,218,295	23,986,970	39,756,534	41,153,917	42,684,642	43,751,758	44,845,552
Other Personnel	1,470,091	459,688	1,058,172	1,222,940	1,209,558	1,252,072	1,298,643	1,331,109	1,364,387
Health Benefits	4,872,732	4,166,295	2,508,436	3,132,078	5,160,551	5,337,175	5,519,844	5,708,765	5,904,152
Contractual Services	112,688,595	113,914,048	106,974,141	136,206,658	102,332,125	104,685,764	107,093,536	109,556,688	112,076,491
Comm & IS Maintenance	132	1,127	16,776	88,973	193,155	202,813	212,953	223,601	458,382
Supplies and Materials	1,615,777	82,183	-	-	-	-	-	-	-
Energy	-	-	-	-	-	-	-	-	-
Operations And Maintenance	-	-	-	-	-	-	-	-	-
Rental And Leasing	-	-	-	-	-	-	-	-	-
Operating Capital	-	-	-	-	-	-	-	-	-
Contingencies	132,530	-	-	-	(114,358,276)	(122,246,627)	(130,134,977)	(138,023,327)	(145,911,678)
Managed Care Claims	1,992,543,902	2,503,571,236	2,915,702,771	3,037,447,188	2,493,546,482	2,435,177,495	2,573,004,120	2,720,291,492	2,877,781,877
Total Health Plan Services Expenses	\$ 2,139,436,401	\$ 2,635,499,652	\$ 3,042,478,591	\$ 3,202,084,807	\$ 2,527,840,128	\$ 2,465,562,608	\$ 2,599,678,762	\$ 2,742,840,086	\$ 2,896,519,164
Expenses before elimination	2,139,436,401	2,635,499,652	3,042,478,591	3,202,084,807	2,642,198,404	2,587,809,235	2,729,813,739	2,880,863,413	3,042,430,842
Net Results	\$ 12,318,001	\$ 20,692,270	\$ 15,568,421	\$ 23,127,127	\$ (0)	\$ 5,385,626	\$ 9,215,429	\$ 13,971,070	\$ 18,961,505

Health Care Services

Revenue

CCH Medicare	159,751,581	127,933,090	173,201,525	163,033,167	206,273,262	206,273,262	206,273,262	206,273,262	206,273,262
CCH Medicaid*	473,307,110	468,777,125	892,333,745	452,073,537	422,883,876	448,430,633	473,977,390	499,524,147	525,070,904
CCH Domestic Transfer Elimination**	-	-	-	-	(114,358,276)	(122,246,627)	(130,134,977)	(138,023,327)	(145,911,678)
CCH Private Payors	41,614,530	68,900,769	76,335,196	78,200,882	72,558,942	72,558,942	72,558,942	72,558,942	72,558,942
CCH GME	-	75,756,954	72,787,271	69,716,472	69,540,649	69,540,649	69,540,649	69,540,649	69,540,649
CCH Directed Payments*	-	-	-	567,776,509	475,426,185	451,890,139	451,247,571	450,725,389	450,329,020
CCH BIPA	211,537,500	131,300,000	131,300,000	131,000,000	131,300,000	131,300,000	131,300,000	131,300,000	131,300,000
CCH DSH	186,748,331	210,858,016	244,180,174	149,735,187	170,771,262	170,771,262	170,771,262	170,771,262	170,771,262
CCH Other Revenue	4,803,166	13,871,265	9,134,298	8,231,582	15,471,040	15,937,132	16,459,475	16,998,937	17,556,081
CCH Lease Revenue	-	-	-	-	1,628,604	-	-	-	-
CCH Misc	-	630,179	1,535,416	1,575,327	-	-	-	-	-
CCH Investment Income	151,235	6,536	1,668,373	313,059	-	-	-	-	-
CCH Indirect Cost	-	140,391	887,739	-	-	-	-	-	-
CCH Federal Government	153,392,712	-	1,464,617	-	-	-	-	-	-
CCH Property Tax	79,436,723	116,822,820	136,017,633	147,704,920	157,704,920	167,704,920	177,704,920	187,704,920	197,704,920
CCH Other Financing Sources	-	-	-	5,000,000	4,900,000	-	-	-	-
Total Health Care Services Revenue	\$ 1,310,742,888	\$ 1,214,997,146	\$ 1,740,845,987	\$ 1,774,360,643	\$ 1,614,100,464	\$ 1,612,160,314	\$ 1,639,698,495	\$ 1,667,374,183	\$ 1,695,193,364
Revenue before elimination	1,310,742,888	1,214,997,146	1,740,845,987	1,774,360,643	1,728,458,740	1,734,406,940	1,769,833,472	1,805,397,510	1,841,105,041

Expenses

Salaries	527,582,033	523,028,811	513,845,451	535,209,485	686,650,130	710,784,862	737,222,592	755,653,157	774,544,486
Other Personnel	73,154,585	51,463,623	69,540,770	81,469,216	114,286,399	118,303,397	122,703,706	125,771,299	128,915,581
Health Benefits	87,639,138	99,784,155	94,465,076	89,626,377	84,038,685	86,914,975	89,889,709	92,966,255	96,148,099
Contractual Services	83,095,179	94,356,328	221,771,173	341,148,632	404,283,827	413,582,355	423,094,749	432,825,929	442,780,925
Comm & IS Maintenance	72,072,554	90,382,266	88,881,553	94,190,673	129,986,531	136,485,857	143,310,150	150,475,657	157,999,440
Supplies and Materials	136,954,208	151,809,588	174,055,723	158,176,968	187,826,595	192,146,607	196,565,979	201,086,996	205,711,997
Energy	10,027,268	8,711,339	8,135,172	9,276,147	16,084,223	16,454,160	16,832,606	17,219,756	17,615,810
Operations And Maintenance	11,707,760	10,069,357	10,759,848	12,984,742	18,816,820	19,249,607	19,692,348	20,145,272	20,608,613
Rental And Leasing	34,089,139	33,272,497	33,919,602	36,360,129	46,136,513	47,197,653	48,283,199	49,393,712	50,529,768

	Actual		Estimate	Budget	Forecast				
	FY2020	FY2021	FY2022	FY2023	FY2024	FY2025	FY2026	FY2027	FY2028
Operating Capital	1,091,951	1,418,345	947,275	481,336	4,900,000	5,012,700	5,127,992	5,245,936	5,366,592
Contingencies	33,224,083	39,614,378	36,957,526	35,381,324	33,722,589	34,498,209	35,291,667	36,103,376	36,933,753
Managed Care Claims	-	800,322	942,674	1,085,202	1,726,428	1,760,957	1,796,176	1,832,099	1,868,741
Total Health Care Services Expenses	\$ 1,070,637,897	\$ 1,104,711,009	\$ 1,254,221,844	\$ 1,395,390,230	\$ 1,728,458,740	\$ 1,782,391,338	\$ 1,839,810,873	\$ 1,888,719,444	\$ 1,939,023,806
Net Results	240,104,990	110,286,137	486,624,144	378,970,413	0	(47,984,398)	(69,977,401)	(83,321,934)	(97,918,765)
Total Health Fund Revenue	3,462,497,289	3,871,189,068	4,798,893,000	4,999,572,578	4,256,298,868	4,205,355,174	4,378,727,662	4,562,208,666	4,756,585,710
Total Health Fund Expenses	3,210,074,299	3,740,210,661	4,296,700,435	4,597,475,037	4,256,298,868	4,247,953,947	4,439,489,634	4,631,559,530	4,835,542,971
Total Health Fund Surplus/(Deficit)	\$ 252,422,991	\$ 130,978,407	\$ 502,192,565	\$ 402,097,541	\$ (0)	\$ (42,598,772)	\$ (60,761,972)	\$ (69,350,864)	\$ (78,957,260)

*FY2020-FY2023 includes Directed Payments that CountyCare passes through to CCH in the revenues and expenses of both Health Plan Services (HPS) and Health Care Services. In FY2020-FY2022, these revenues were included in the Medicaid account, and in FY2023, in Other State Revenue at HPS and Directed Payments within Health Care Services. Starting in FY2024, Directed Payments will only appear in the budget for CCH under Directed Payments.

**CountyCare provides reimbursement to CCH for claims payments for CountyCare members, which are reflected as revenue and expense at both Health Plan Services and Health Care Services in FY2020 through FY2023. Beginning FY2024, these domestic claims will be offset in a separate account.

General, Health and Transportation Funds Total Surplus (Deficit)									
Total revenue	5,197,960,835	5,907,001,869	7,136,384,311	7,370,420,588	6,700,949,857	6,461,975,921	6,710,185,607	6,981,612,093	7,222,519,617
Total expenses	4,822,964,091	5,591,703,953	6,198,673,485	6,818,548,893	6,700,949,857	6,555,347,947	6,813,584,634	7,057,758,530	7,315,206,971
Surplus/(Deficit)	\$ 374,996,744	\$ 315,297,916	\$ 937,710,826	\$ 551,871,695	\$ (0)	\$ (93,372,026)	\$ (103,399,027)	\$ (76,146,437)	\$ (92,687,353)





REVENUE ESTIMATE

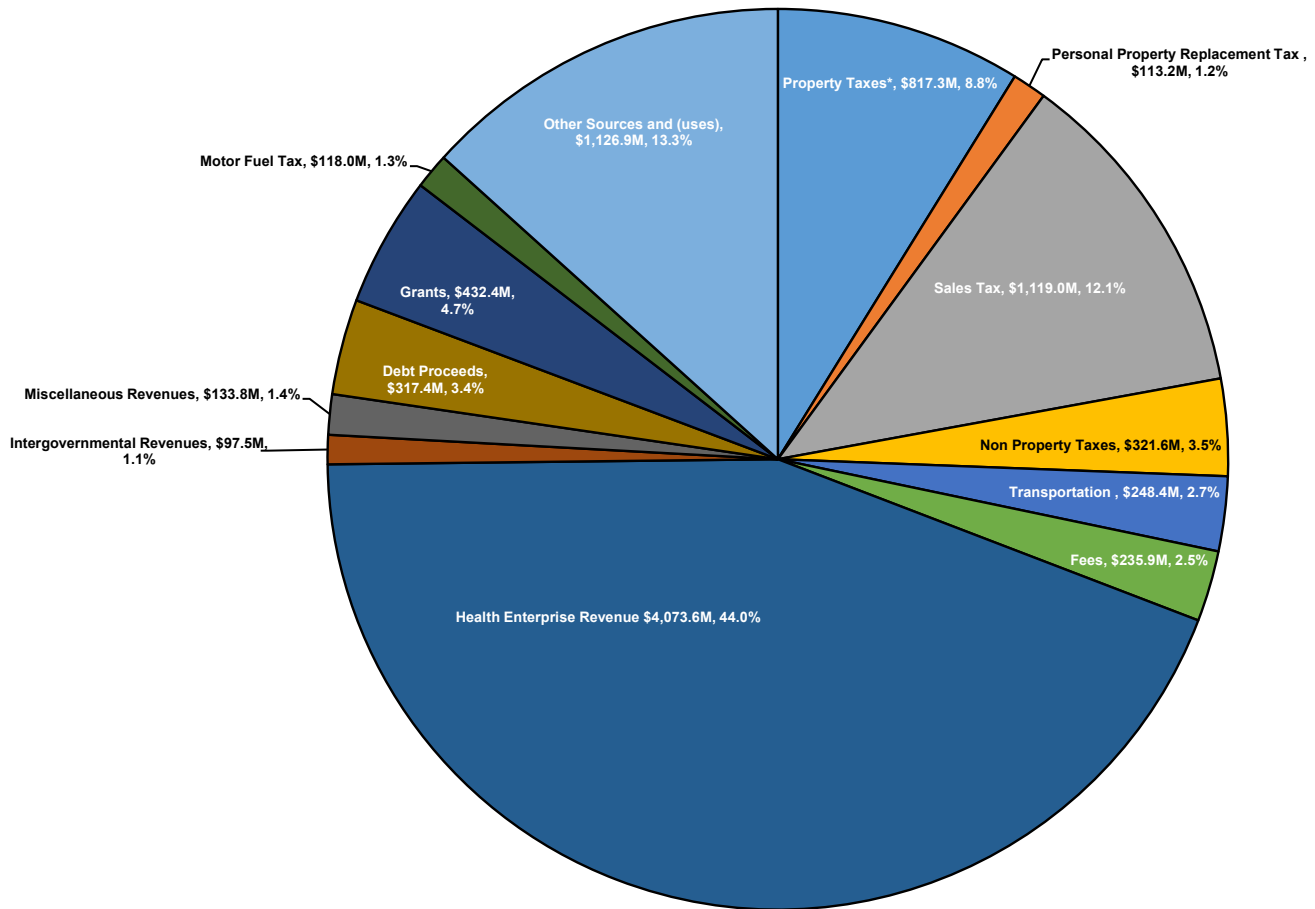
The total funding for Cook County in FY2024 is appropriated at \$9.26 billion, which is a \$468.7 million, or a 5.3% increase, from the FY2023 adopted budget of \$8.79 billion. This variance is due to an increase of \$264.4 million in the Health Enterprise Fund and a \$122.0 million increase in the General Fund. Health Enterprise Fund revenue growth is attributable to a \$107.4 million increase in CountyCare revenues and \$104.7 million increase in Directed Payments from the State of Illinois. The increase of \$222.0 million, or 11.2%, in the General Fund is primarily due to the appropriation of FY2022 unassigned fund balance to fund a newly established Disaster Response and Recovery Fund in the amount of \$100.0 million and a one-time transfer of \$99.8 million from the value assigned to the Pension Stabilization Reserve to the Annuity and Benefit Fund.

Funding of \$9.26 billion in FY2024 is appropriated into five Major Governmental Funds at \$3.00 billion, three Non-Major Governmental Funds at \$2.02 billion and one Proprietary Fund at \$4.26 billion. The General Fund and Health Enterprise Fund are the two main operating funds, accounting for 69.7% of the total proposed appropriation. The Capital Projects Fund is \$326.9 million, or 3.5%, while the remaining \$2.48 billion, or 26.8%, is appropriated to the County Employees' and Officers' Annuity and Benefit Fund, Debt Service Fund, Special Purpose Funds, Grant Funds and the Election Fund.

TOTAL FUNDING SOURCES AND ALLOCATIONS

The County uses a fund accounting system to present the financial position and the results of operation for each fund. It is also designed to provide budgetary control over the revenues and expenditures of each fund. Separate funds are maintained for the purpose of segregating various types of governmental activities. Each fund is an independent fiscal and accounting entity made up of a self-balancing set of accounts containing all transactions affecting that fund.

FY2024 Revenue by Source and Allocation



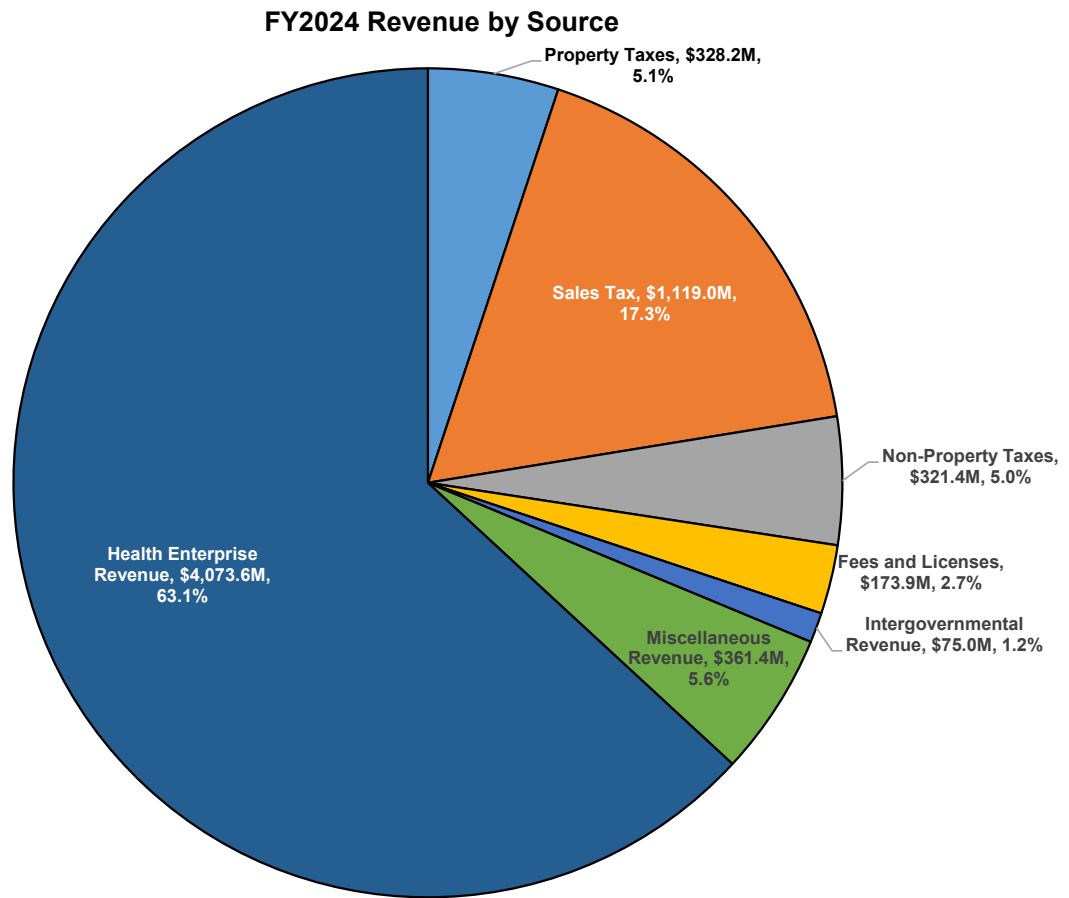
FISCAL YEAR 2024 FUNDING SOURCES AND ALLOCATIONS

Funding Sources	Major Governmental Funds				Non-Major Governmental Funds			Proprietary Fund	Total
	General Fund	Annuity & Benefits Fund	Capital Projects Fund	Debt Service Fund	Special Purpose Fund	Grant Funds	Election Fund	Health Enterprise Fund	
Property Taxes	\$170.5	\$165.2	-	\$259.6	-	-	\$64.3	\$157.7	\$817.3
Personal Property Replacement Tax	\$73.2	\$40.0	-	-	-	-	-	-	\$113.2
Sales Tax	\$1,119.0	-	-	-	-	-	-	-	\$1,119.0
Non Property Taxes	\$248.2	-	-	-	\$73.5	-	-	-	\$321.6
Transport	-	-	-	-	\$248.4	-	-	-	\$248.4
Fees	\$173.9	-	-	-	\$62.0	-	-	-	\$235.9
Health Enterprise Revenue	-	-	-	-	-	-	-	\$4,073.6	\$4,073.6
Intergovernmental Revenues	\$75.0	-	-	-	\$22.5	-	-	-	\$97.5
Miscellaneous Revenues & Other Sources	\$93.5	-	-	-	\$15.3	-	-	\$25.0	\$133.8
Debt Proceeds	-	-	\$317.4	-	-	-	-	-	\$317.4
Grants	-	-	-	-	-	\$432.4	-	-	\$432.4
Motor Fuel Tax	-	-	-	-	\$118.0	-	-	-	\$118.0
Other Sources and (uses)	\$242.9	-	\$9.6	-	\$981.1	-	-	-	\$1,233.6
Sub Total:	\$2,196.3	\$205.2	\$326.9	\$259.6	\$1,520.7	\$432.4	\$64.3	\$4,256.3	\$9,261.8

GENERAL AND HEALTH ENTERPRISE FUNDS

The County's FY2024 General Fund and Health Enterprise Fund revenue is budgeted at \$6.45 billion, approximately \$486.3 million, or 8.2% above the FY2023 budgeted revenue of \$5.97 billion. Revenues are estimated for budgetary purposes through analysis of historical, demographic, micro-economic, macro-economic and regulatory trends. For major tax-based revenues, economic forecasting models are applied to account for the impact of the national and local economy.

The total budgeted revenue for FY2023 was \$1.97 billion for the General Fund. The FY2024 revenue is budgeted at \$2.20 billion, representing an 11.2%, or \$222.0 million increase. This favorable variance is attributable to an increase in investment income and County Sales Tax, as well as a one-time allocation of unassigned fund balance of \$99.8 million to the Annuity and Benefit Fund.



GENERAL AND HEALTH ENTERPRISE FUND 5 YEAR SUMMARY					
Revenue by Source	Actuals	Actuals	Actuals	Projection	Adopted
	FY2020	FY2021	FY2022	FY2023	FY2024
Property Taxes	\$317,935,544	\$347,616,813	\$322,034,702	\$436,836,885	\$328,184,193
Sales Tax	\$721,645,078	\$861,610,924	\$1,059,602,538	\$1,125,426,295	\$1,119,037,554
Non-Property Taxes	\$469,309,712	\$499,425,155	\$652,665,268	\$356,063,025	\$321,371,469
Fees and Licenses	\$195,361,855	\$254,234,829	\$298,231,183	\$194,728,183	\$173,899,323
Intergovernmental Revenue	\$222,754,991	\$73,636,497	\$76,286,149	\$68,472,520	\$75,023,013
Miscellaneous Revenue	\$41,437,035	\$40,062,925	\$79,379,547	\$126,925,766	\$361,440,003
Health Enterprise Revenue	\$3,229,516,619	\$3,753,589,142	\$4,648,184,923	\$4,823,456,062	\$4,073,594,304
Total	\$5,197,960,835	\$5,830,176,285	\$7,136,384,311	\$7,131,908,735	\$6,452,549,857

The Corporate Fund is one of the general operating funds of the County. This fund includes the majority of the property tax-related functions of County government on behalf of underlying jurisdictions, as well as general administrative functions of the County. It funds such agencies as the County Assessor, County Treasurer, County Clerk, Board of Review and the various Offices under the President. It also includes a supplemental pension appropriation of \$333.7 million. The Corporate Fund derives most of its revenue from departmental fees and the County Sales Tax.

The Public Safety Fund is comprised of the County's criminal justice system and certain departments responsible for ensuring aspects of public safety (i.e., jails, courts and related programs), and administering laws related to vehicles and transportation. Agencies in this fund include the Sheriff's Office, State's Attorney's Office, Public Defender's Office, Office of the Chief Judge and the Clerk of the Circuit Court. The revenue supporting this fund is mostly derived from the property tax levy, departmental fees and non-property taxes such as the County Sales Tax, Alcoholic Beverage Tax and Amusement Tax.

The Health Enterprise Fund encompasses the County's public health care system. Contained within this fund are the Department of Public Health, Stroger Hospital, Provident Hospital, Cermak Health Services, the Ambulatory/Community Health Network Clinics and Health Plan Services, which includes CountyCare. The Health Enterprise Fund receives the majority of its revenue from per-member-per-month Medicaid Managed Care revenue, patient fees (Medicaid, Medicare, other third party and private payers), Disproportionate Share Hospital payments (DSH), payments from the Benefits Improvement and Protection Act (BIPA), and tax revenues in the form of an annual tax allocation for operations from the property tax levy (additional local tax payer funds are also used for debt service on bonded debt for health system facilities and health system employee pension costs that are not accounted for in the Health Enterprise Fund).

REVENUE FROM PROPERTY TAX

The County's total property tax levy is made up of two basic components: 1) the base property tax levy and 2) estimated revenue from expiring incentives, expired Tax Increment Financing (TIF) districts and new property construction. As TIF districts and incentives expire, the County recognizes additional property tax revenue without increasing property taxes on Cook County taxpayers on a real (net of inflation) or nominal basis, absent any offsetting reduction in property removed from the tax roll. Similarly, the addition of new property through construction and economic activity allows the County to generate additional revenue without increasing property taxes for existing taxpayers in the same manner.

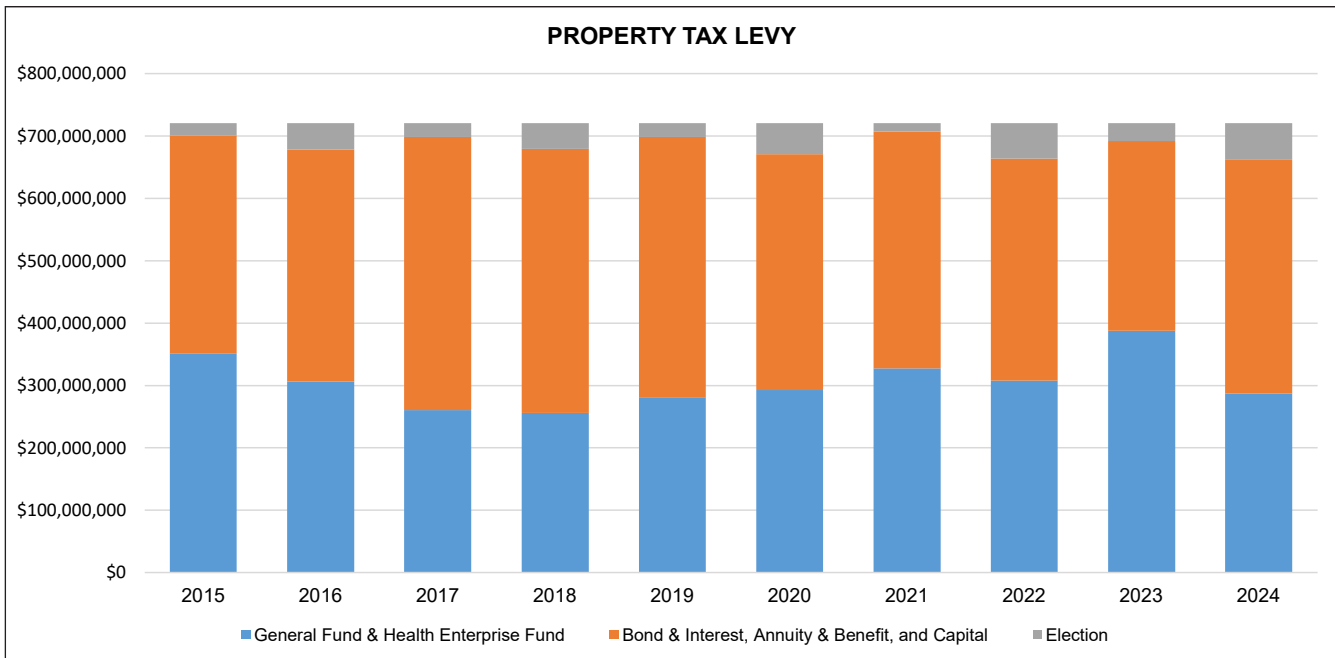
The County's 2024 base property tax levy continues to be \$720.5 million. This base property tax levy established by the County Board of Commissioners has not been adjusted to account for inflation since 1996. This amount is levied by adjustments to the property tax rate to offset increases or decreases to the assessed valuations in Cook County. As a result of the flat base levy, the Cook County portion of property tax bills has declined on a real basis, net of inflation annually since 1996 and is projected to continue to do so in the 2024 tax year.

In addition to the base property tax, the levy includes \$77.0 million in property taxes that will be captured from new property, expiring TIF districts, and expiring incentives from previous years, and \$18.0 million estimated for the coming 2024 levy. The County is a Home Rule unit of government, and is not bound by these estimates but uses this estimate process to calculate the approximate property tax revenues to be generated in Tax Year 2024.

There is also an offset of 3% for loss in collections for the operating funds (Public Safety, Health, Elections, and Capital Projects) for an estimated net total property tax amount of \$803.8 million available for appropriations. The County Clerk is authorized to account for loss in collections as necessary and is consistent with state law to ensure adequate resources are collected to cover obligations in the Debt Service and Annuity and Benefit Fund.

In FY2024, the County's property tax levy revenue available for General Fund and Health Enterprise Fund operations is \$314.7 million, compared with \$415.4 million in FY2023. This \$100.7 million decrease is primarily due to the increased property tax levy revenue allocation to the Annuity and Benefit Fund and an increase of \$33.7 million in the allocation to the Election Fund. This increase is driven by the County Clerk and the Board of Election Commissioners administering elections for the President of the United States, United States House of Representatives, Illinois Senate, Illinois House of Representatives, Illinois Supreme Court and Illinois intermediate appellate courts as well as local elections in FY2024.

Budgeted Property Tax revenues also reflect an estimate of declared TIF surplus remittance of the County's proportionate share of expiring TIF districts across the County. Budgeted TIF surplus revenues were \$25.9 million in FY2023. The FY2024 adopted budget figure is \$13.5 million.

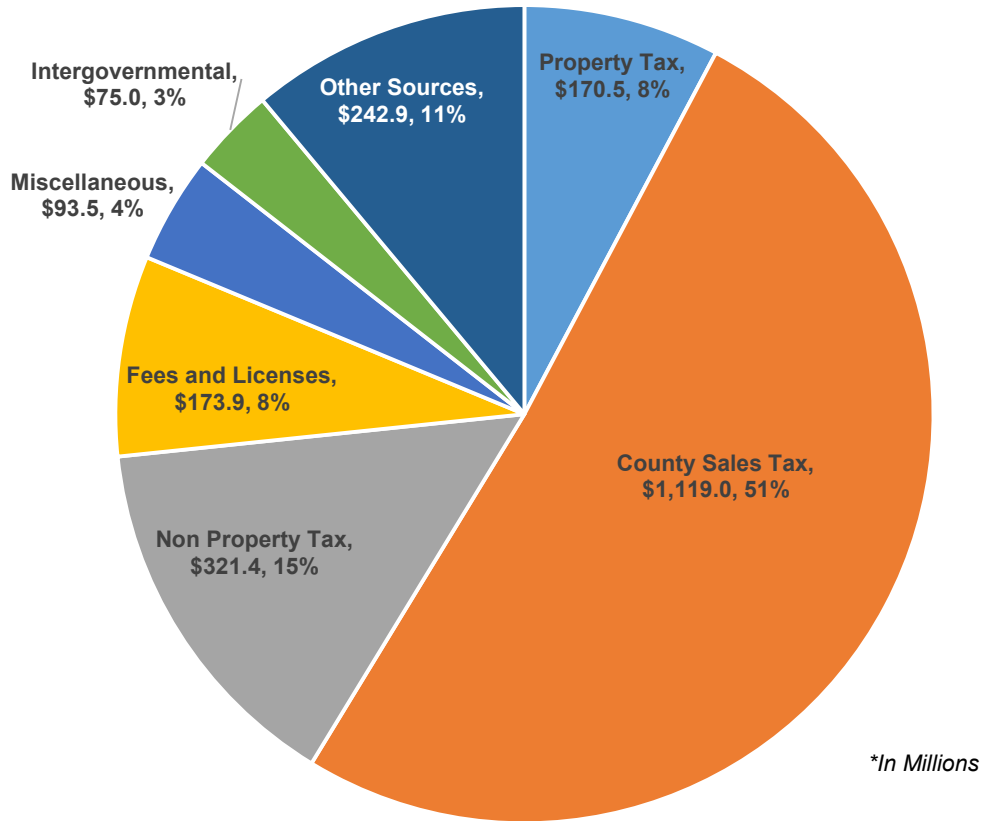


	2015	2016	2017	2018	2019	2020	2021	2022	2023	2024
Corporate	\$11,638,727	\$7,825,316	\$17,329,992	-	-	-	-	-	-	-
Public Safety	190,000,000	178,718,789	157,093,889	185,054,963	210,782,483	213,541,666	211,091,433	178,638,609	250,205,106	143,309,789
Health Enterprise Fund	150,000,000	119,753,400	86,177,964	70,944,320	70,401,602	79,316,419	116,566,591	129,364,849	137,742,406	143,929,338
General Fund & Health Enterprise Fund	\$351,638,727	\$306,297,505	\$260,601,845	\$255,999,283	\$281,184,085	\$292,858,085	\$327,658,024	\$308,003,458	\$387,947,512	\$287,239,128
Bond and Interest Fund	218,605,568	239,536,046	263,661,333	264,908,070	243,601,273	241,250,719	240,757,638	232,588,230	230,681,517	228,922,247
Employee Annuity & Benefit Fund	130,275,771	132,519,601	154,387,057	158,685,772	154,676,182	136,747,518	138,768,231	123,139,104	54,662,581	145,635,210
Capital Projects	-	-	20,251,882	-	19,366,394	-	-	-	18,651,025	-
Bond & Interest, Annuity & Benefit, and Capital	\$348,881,339	\$372,055,647	\$438,300,272	\$423,593,842	\$417,643,849	\$377,998,237	\$379,525,869	\$355,727,334	\$303,995,123	\$374,557,457
Election Fund	19,963,476	42,130,390	21,581,425	40,890,417	21,655,608	49,627,220	13,299,649	56,752,750	28,540,906	58,686,957
Election	\$19,963,476	\$42,130,390	\$21,581,425	\$40,890,417	\$21,655,608	\$49,627,220	\$13,299,649	\$56,752,750	\$28,540,906	\$58,686,957
Base Tax Levy	\$720,483,542	\$720,483,542	\$720,483,542	\$720,483,542	\$720,483,542	\$720,483,542	\$720,483,542	\$720,483,542	\$720,483,542	\$720,483,542
Expiring TIF	9,166,938	15,640,899	17,022,794	17,582,624	18,007,684	20,151,719	22,606,044	24,438,364	24,616,608	38,226,954
Incentives	518,931	695,668	982,238	1,289,277	1,642,998	2,351,346	3,027,196	3,611,956	4,147,425	4,494,965
New Property	11,388,997	15,137,220	18,808,848	22,627,596	27,782,882	32,456,214	38,097,469	43,297,745	48,273,686	52,354,857
Subtotal Estimated Value of Expiring TIF/Incentives & New Property	\$21,074,866	\$31,473,787	\$36,813,880	\$41,499,497	\$47,433,564	\$54,959,279	\$63,730,709	\$71,348,064	\$77,037,719	\$95,076,416
Gross Tax Levy	\$741,558,408	\$751,957,329	\$757,297,422	\$761,983,039	\$767,917,106	\$775,442,821	\$784,214,251	\$791,831,606	\$797,521,261	\$815,559,958

FY 2024 Property Tax Levy						
	Base Tax Levy	Estimated Value of Expiring TIF/Incentive & New Property Previous Years	Estimated Value of Expiring TIF/Incentive, New Property Current Year	Gross Tax Levy	Appropriation Allowance for Uncollected Taxes	Net Tax Levy For Appropriation
Public Safety Fund	143,309,789	15,048,980	3,523,780	161,882,550	(4,856,476)	157,026,073
Sub Total General Fund	\$ 143,309,789	\$ 15,048,980	\$ 3,523,780	\$ 161,882,550	\$ (4,856,476)	\$ 157,026,073
Health Enterprise Fund	143,929,338	15,114,039	3,539,014	162,582,392	(4,877,472)	157,704,920
Election Fund	58,686,957	6,162,725	1,443,027	66,292,709	(1,988,781)	64,303,928
Capital Projects	0	0	0	0	0	0
Bond and Interest Fund	228,922,247	24,882,369	5,826,309	259,630,924	0	259,630,924
Employee Annuity & Benefit Fund	145,635,210	15,829,606	3,706,567	165,171,383	0	165,171,383
Total All Funds	\$ 720,483,542	\$ 77,037,719	\$ 18,038,698	815,559,958	\$ (11,722,730)	\$ 803,837,229

GENERAL FUND — REVENUE BY SOURCE

General Fund Revenue by Source



NON-PROPERTY TAXES

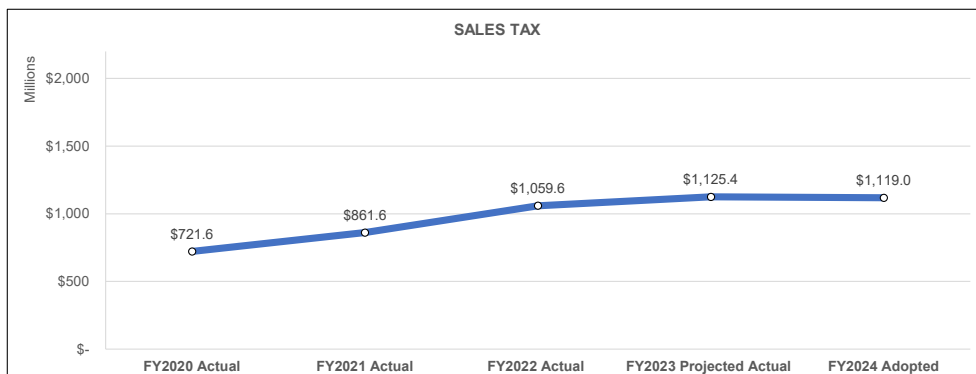
Non-property Taxes are, for the most part, taxes imposed by the County under its Home Rule authority granted by the 1970 Illinois Constitution. Under the State Constitution, the County's taxing authority is limited only by a prohibition against an income-based tax and a tax upon occupations. All the Non-property taxes are administered and collected by the Cook County Department of Revenue, except Off Track Betting Commission, Illinois Gaming – Casino, General Sales Tax, Sports Wagering Tax, Cannabis Tax, and the State Income Tax, which are collected by the State on the County's behalf.

The County anticipates receiving \$1.42 billion in non-property taxes by FY2023 year-end. The appropriated revenue for non-property taxes in FY2024 is \$1.44 billion. This is \$99.9 million more than the FY2023 appropriation of \$1.34 billion, primarily driven by the \$73.2 million deposit of Personal Property Replacement Tax, which traditionally was entirely allocated to the Annuity and Benefit Fund to support statutory pension payments. The General Fund also expects a higher than FY2023 County Sales Tax by \$26.6 million as part of these anticipated increases in non-property revenue receipts.

SALES TAX

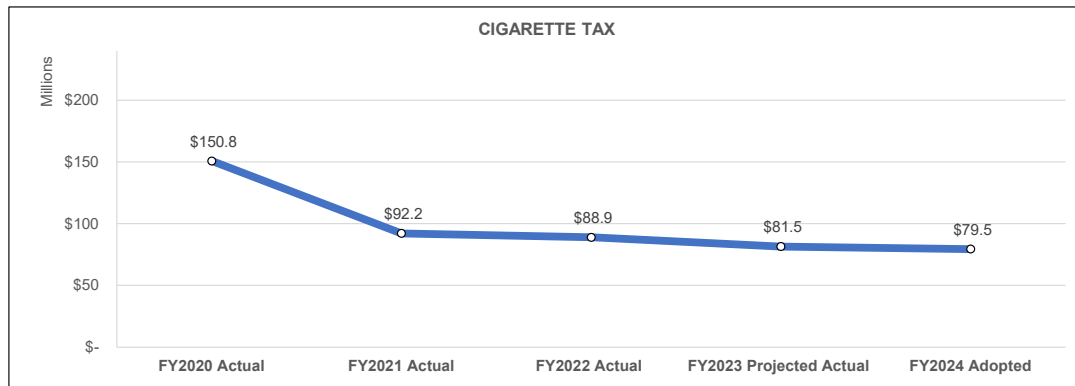
The Cook County Sales Tax was established on September 1, 1992, and was imposed on general merchandise at a rate of 0.75%. The tax is Countywide, including both incorporated and unincorporated areas and has been adjusted over time by the County Board. As of January 1, 2016, the effective Sales Tax rate in Cook County has been 1.75%. The State collects the Sales Tax on behalf of Cook County, then remits the tax receipts to the County. Effective with the State's FY2019 budget, 1.5% of sales taxes collected on behalf of local units of governments are transferred to the State's Tax Compliance and Administrative Fund. This is essentially a service fee imposed by the State on local governments for the collection and remittance of Sales Tax revenue owed to local governments. Beginning on January 1, 2021, retailers were required to start collecting both state and local taxes based on the address of delivery for sales from out-of-state sellers.

The FY2024 Cook County gross Sales Tax estimate is \$1.12 billion and is distributed between the Public Safety Fund and Corporate Fund, Projected Sales Tax revenues in FY2023 are expected to be \$1.13 billion.



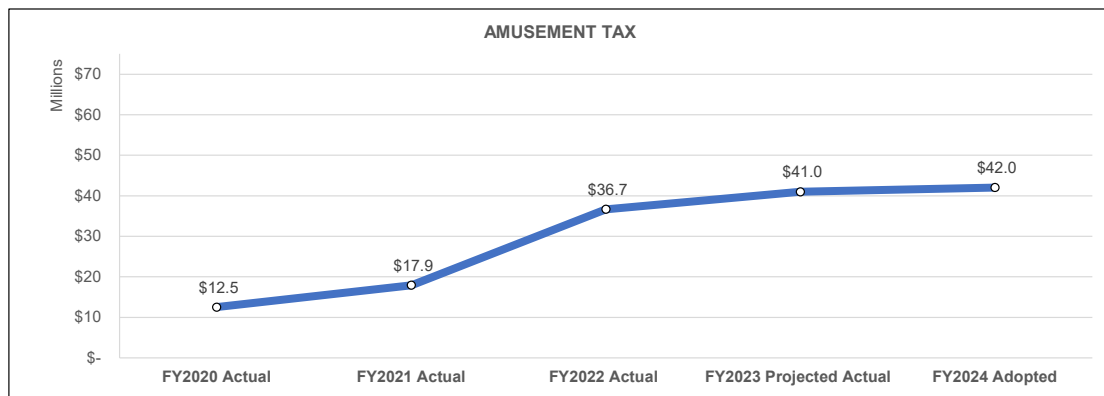
CIGARETTE TAX

Prior to 1997, the Cigarette Tax was imposed at a rate of 10 cents per packet of 20 cigarettes. Beginning in FY1997, the Cigarette Tax began a series of increases, including the last increase in FY2013, which raised the tax from \$2 to \$3 per pack. The County is projecting \$79.5 million in Cigarette Tax revenue for the Public Safety Fund in FY2024, compared to a year-end projection of \$81.5 million in FY2023. Cigarette Tax had an adopted revenue of \$86.0 million in FY2023. This slight decline in revenue can be attributed to a reduction in consumption due to price sensitivity to higher tax rates, the State of Illinois raising the age for the legal purchase of tobacco to 21, the impact of smoking cessation programs and the increased usage of alternative e-cigarettes.



AMUSEMENT TAX

The Amusement Tax is imposed upon the patrons of amusements within Cook County, such as sporting events, concerts, and theaters. The tax rate is 3.0% of the gross receipts from admission fees or other charges for larger venues; with lower tax rates applicable to live performances at smaller venues. All tax receipts are deposited into the Public Safety Fund. The Amusement Tax is anticipated to bring in \$42.0 million in revenue for FY2024, which is above the budgeted \$37.3 million in FY2023. The increase in revenue in FY2024 is the result of increased sporting events and concerts as the COVID-19 pandemic emergency has ended and a return to pre COVID-19 levels of activity resumes.



ALCOHOLIC BEVERAGE TAX

The Alcoholic Beverage Tax is imposed on the retail sale of all alcoholic beverages in Cook County. The ordinance was enacted in 1975, and last amended in 2012. Wines containing 14.0% or less alcohol by volume are taxed at the rate of 24 cents per gallon, while those containing more than 14.0% are taxed at the rate of 45 cents per gallon. Alcohol and spirits are taxed at a rate of \$2.50 per gallon and beer is taxed at a rate of 9 cents per gallon. Once collected, all receipts are distributed to the Public Safety Fund. Cook County is projected to collect Alcoholic Beverage Tax revenue of \$379 million in FY2023 and \$378 million in FY2024.

GAMBLING MACHINE TAX

In FY2013, Cook County instituted a tax on electronic gambling machines. The tax rate is \$1,000 per year per electronic gambling device, such as a slot machine, and \$200 per year per video gaming terminal, such as a video poker machine. The Gambling Machine Tax is projected to generate \$3.8 million by the end of FY2023 and FY2024 revenue is budgeted at \$6.9 million, primarily due to the opening of the temporary casino in City of Chicago.

VIDEO GAMING

In FY2018, the Cook County Board voted to allow video gaming in unincorporated areas of the County. At that time, the Board also passed an ordinance to regulate video gaming. As per ordinance, a license fee of \$1,000 was instituted for video gaming terminals along with an annual application fee for gaming establishments. Additionally, the County will receive the municipal share of the Net Terminal Income as per Illinois Gaming regulations. Video Gaming is estimated to generate \$1.2 million by the end of FY2023 and \$1.1 million in FY2024.

OTHER TOBACCO AND CONSUMABLE PRODUCTS TAX

In FY2012, the Home Rule Tax Ordinance was amended to close a loophole in the taxing of other tobacco products. In FY2023, the County is expected to collect approximately \$7.2 million from taxing tobacco products other than cigarettes, including liquid nicotine as well as taxing "roll your own" tobacco on a per ounce basis. The FY2024 revenue budget of \$7.1 million is slightly lower than FY2023 year-end projection of \$7.2 million.

HOTEL TAX

On May 1, 2016, Cook County established a Hotel Accommodations Tax at a rate of 1.0% of the gross rental or leasing charge. In FY2023, the County anticipates collecting \$32.8 million in the Hotel Accommodations Tax, which is \$4.2 million above the adopted revenue of \$28.5 million. The increase in revenue is largely due to the continued recovery of the economy in a post COVID-19 world, with no restrictions on travel and tourism and the resulting demand for the hospitality industry. The FY2024 adopted revenue budget is \$35.3 million. The revenue generated will be deposited into the Public Safety Fund.

SPORTS-WAGERING TAX

In June 2019, a bill broadly expanding gambling was signed into State law. This gaming provision allows for in-person and online sports betting at Illinois casinos, racetracks and sports venues. In FY2023, the Sports-Wagering Tax is projected to collect \$9.4 million in revenue. This is above the \$7.0 million adopted for FY2023. In FY2024, the Sports-Wagering Tax revenue budget is \$11.0 million. The increase in revenue can be attributed to anticipated growth in the sports wagering market as more sports books come online.

STATE INCOME TAX, GENERAL SALES TAX AND OFF-TRACK BETTING COMMISSION

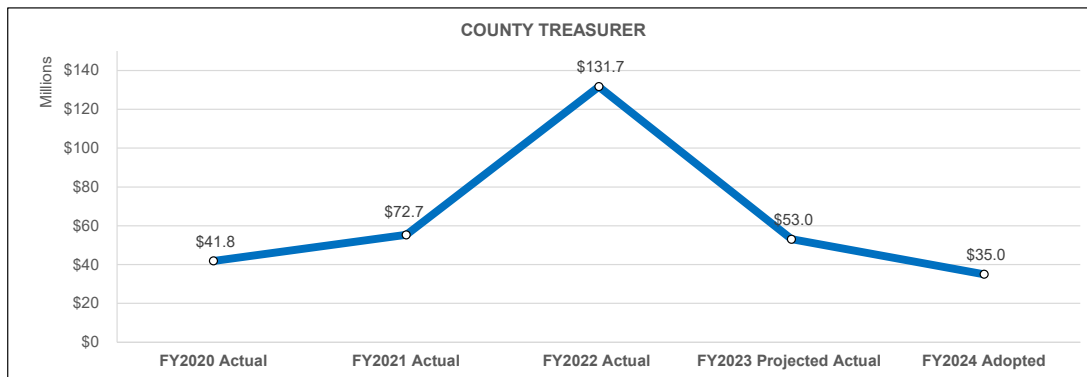
The remaining Non-property Taxes are imposed by other governmental units, i.e., the State, and a portion of those tax receipts are given to the County. All revenue received from the State Income Tax, General Sales Tax (State retailer’s occupation tax generated in unincorporated areas), and Off-Track Betting Commissions, are deposited into the Public Safety Fund.

FEES AND LICENSES

The County imposes various General Fund fees for certain services it performs. The fees charged by various County departments include fees for vital records, real estate transactions, court case filings and delinquent taxes. The General Fund fees are distributed into the Corporate Fund and Public Safety Fund. Traditionally, many of these fees are set by State statute or local ordinance. For FY2024, total General Fund fees are estimated to be \$173.9 million, which is \$14.3 million below the FY2023 adopted revenue of \$188.2 million. This projected decrease in revenue from licenses and fees is primarily attributed to due to the increase of fee waivers as well as a projected slowdown in real estate transactions. The following estimates were prepared by the respective elected officials and department directors.

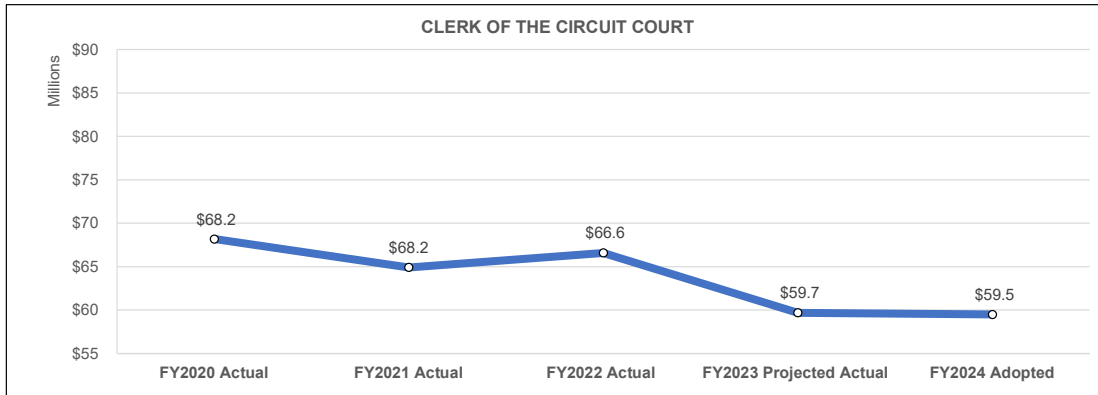
COUNTY TREASURER

The Treasurer’s source of revenue primarily consists of penalties on delinquent taxes. The adopted revenue for FY2024 is \$35.0 million, which remains consistent with budgeted revenue in FY2023 of \$35.0 million. Uncertainties remain related to how the changing economic conditions will affect future delinquent property tax collections.



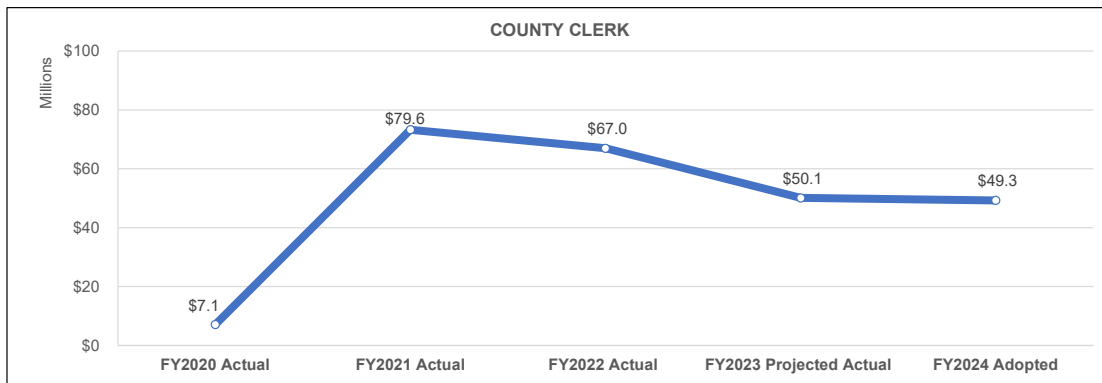
CLERK OF THE CIRCUIT COURT

The Clerk of the Circuit Court collects revenue from a variety of fees and fines related to court case filings to cover costs in administering judicial facilities and satellite offices. The County Clerk’s FY2024 adopted revenue is \$59.5 million, which is a 9.9% reduction from FY2023 budget of \$66.0 million. This decrease is driven by the continuing trend of fee waivers.



COUNTY CLERK

The County Clerk collects revenue for sold and forfeited real estate taxes, as well as a fee for each property index number sold at tax sale. In addition, the Clerk collects miscellaneous vital records fees. Beginning in FY2021, the County Clerk’s Office assumed the duties of the Recorder of Deeds and began collecting revenue from the recording and collection of transfer stamps for real estate transactions, and other miscellaneous recordings, including judgements and liens. The adopted revenue for FY2023 was \$56.0 million. The County Clerk’s projected year end revenue is \$50.1 million, and FY2024 fee collection is budgeted at \$49.3 million, a \$6.7 million reduction from FY2023. This decline in the receipt of fee collection is driven by a slowdown in the real estate market.



SHERIFF

The Sheriff derives revenue from vehicle code violation tickets, alarm permits in unincorporated Cook County, and fees collected by the Sheriff’s Municipal division for summons and evictions. On July 1, 2019, the Criminal and Traffic Assessment Act (CTAA) was created to reduce the burden of fines and fees on residents who cannot afford to pay them. It also streamlined the way fees are redistributed back to the County and associated agencies. The adopted revenue for FY2023 was \$12.1 million. The Sheriff is projecting to collect \$12.2 million in fees by the end of FY2023. FY2024 revenue is budgeted at \$10.5 million, a slight decrease that can partially be attributed to the reduction of the backlog in evictions after the eviction moratorium in place during the COVID-19 pandemic was lifted in 2023.

PUBLIC GUARDIAN

The Public Guardian's Office charges legal and other fees for the representation of disabled adult wards and for the maintenance of their estates in the Probate Division and for minors in the Domestic Relations Division. The FY2024 budget for the fees is \$2.6 million, \$0.2 million higher than the FY2023 year-end projection.

BUILDING AND ZONING

The Department of Building and Zoning collects revenue through inspections and construction permitting for structures within unincorporated Cook County. In addition, the Department collects fees for violations, business occupancy certificates, contractor registrations and zoning amendments. Building and Zoning is projected to receive \$4.0 million by the end of FY2023, which is slightly above the FY2023 adopted amount of \$3.9 million. The department's adopted FY2024 revenue is higher than the FY2023 adopted budget at \$4.1 million, as the number of permits filed within unincorporated Cook County continues to increase.

PUBLIC ADMINISTRATOR

The Public Administrator derives revenue from administrative fees collected for the administration of estates for people who perish in Cook County without a will or where there is no person with the right or desire to administer the estate. The projected year-end revenues for FY2023 are \$1.4 million, which is just slightly less than the \$1.6 million appropriated in the FY2023 budget. The Public Administrator projects collecting \$1.7 million in fees for FY2024.

TRANSPORTATION AND HIGHWAYS

The Department of Transportation and Highways collects fees from construction and hauling permits. The projected year-end revenue for FY2023 is \$1.9 million and is estimated to hold steady at \$1.9 million in FY2024.

MEDICAL EXAMINER

The Medical Examiner collects fees related to the provision of services, such as cremation permit fees. The projected revenues for FY2023 are \$4.0 million and are estimated to decrease to a budget of \$3.9 million in FY2024.

ENVIRONMENT AND SUSTAINABILITY

The Department of Environment and Sustainability issues fees for permits such as asbestos abatement, solid waste facilities and hazardous chemical storage. The year-end revenues for the department's fees in FY2023 are projected to be \$5.3 million, which is an increase over the FY2023 appropriated budget. FY2024 budgeted fees are \$4.7 million, \$0.1 million less than the FY2023 adopted budget. This slight reduction reflects a proposed elimination of fees paid by municipal governments for the demolition of residential property.

OTHER FEES (CONTRACT COMPLIANCE, LIQUOR LICENSES, COUNTY ASSESSOR)

There are various other fees collected under Fees and Licenses such as the certification and registration of MBE and WBE Vendors in Contract Compliance and fees related to the issuance of liquor licenses. The FY2024 estimate for these fees is \$0.4 million.

INTERGOVERNMENTAL REVENUE

Revenue from intergovernmental sources is granted by other governmental units. The Forest Preserve District of Cook County will reimburse Cook County \$2.2 million in FY2024 for administrative services rendered on its behalf. The State of Illinois through State statute agrees to partially reimburse for the salaries of the State's Attorney and the Public Defender. In addition, the State of Illinois through the Administrative Office of the Illinois Courts (AOIC) reimburses the salaries of probation officers and administrative staff that work on behalf of adult and juvenile probation. In total, the State of Illinois is anticipated to reimburse Cook County \$53.6 million by the end of FY2023, with a budgeted reimbursement amount of \$59.4 million in FY2024. Revenue received for the Juvenile Temporary Detention Center (JTDC), Adult and Juvenile Probation, State's Attorney and the Public Defender from the State of Illinois are deposited into the Public Safety Fund. Indirect Costs from Special Purpose Funds and Grants are reimbursed back to the County General Fund based on a cost allocation plan identifying indirect expenses and pension funding supplied by the County. For FY2024, the County is expecting to receive \$13.4 million in Indirect Costs.

MISCELLANEOUS REVENUES

Miscellaneous Revenues includes real estate rental income from various County buildings, the sale of excess real estate, commissions on public telephones, pharmacy rebates, investment income and other forms of miscellaneous revenue such as parking fees and the sale of salvage. For FY2024, Cook County projects \$93.5 million in miscellaneous revenues.

HEALTH ENTERPRISE FUND

The Health Enterprise Fund is supported by health plan revenues, Net Patient Service Revenue (NPSR) or patient fees, and supplemental payments for care provided at Cook County Health (CCH) hospitals, pharmacies, and clinics. NPSR includes Medicare, Medicaid, and private payers/insurance carriers. Health plan revenues are collected through the Cook County Managed Care Community Network (MCCN), also known as CountyCare for Medicaid Managed Care.

Supplemental payments include those from the Benefits Improvement and Protection Act (BIPA), Disproportionate Share Hospital (DSH) and Graduate Medical Education (GME). In addition, a payment structure was implemented by the State of Illinois in FY2020 called Directed Payments, which includes the replacement of the Provident Access Payment revenue.

CCH also generates revenue through its Department of Public Health by way of inspection fees and grant reimbursement for the services it performs. There are also miscellaneous revenues generated through CCH operations, including revenue collected from the cafeteria, medical records, parking, and physician's fees. Finally, tax revenues in the form of an annual tax allocation for operations are provided from the County. There is also additional local taxpayer support provided for debt service costs and employee pension costs that are paid for by Cook County outside of the Health Fund.

The FY2024 revenue budget is \$4.10 billion (excluding the property tax allocation), which is \$254.4 million higher than FY2023 budget. CCH's health plan, CountyCare, remains the largest Medicaid managed care plan in Cook County, and represents 64.4% of the CCH revenues excluding the property tax. In FY2024, CountyCare revenues are budgeted at \$2.64 billion, \$1074 million higher than FY2023 adopted budget. While the average monthly membership level is expected to be lower at approximately 364,000 than FY2023 budget of 391,000, the reimbursement rate per member per month is projected to be higher, resulting in the net increase.

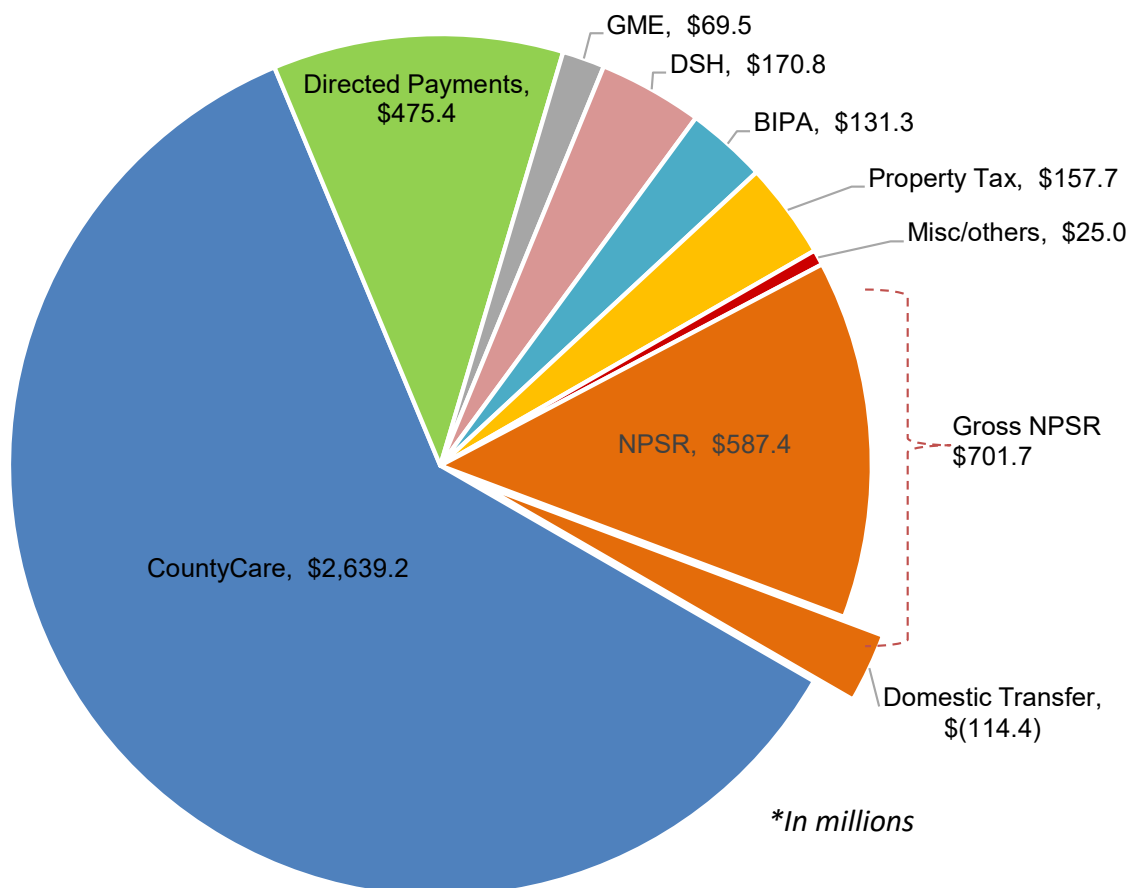
Another driver of the anticipated revenue in FY2024 is Directed Payments. The aim of the Directed Payments from the State is to make CCH whole between the rates that are paid by Managed Care Organizations (MCOs), including CountyCare, and the established cost-based rates that the State pays CCH. Directed Payments are budgeted at \$475.4 million in FY2024, which is an increase of \$104.7 million. This favorable variance is expected due to an increase in the per patient reimbursement rate.

In addition to caring for CountyCare patients, CCH continues to increase its contracts with other managed care health plans and commercial insurers to further drive new reimbursement to the health system.

Cook County Health hospitals collect NPSR from Medicare, Medicaid, other private, commercial insurance providers as well as patients themselves for their care. Due to the resumption of the re-determination of Medicaid population, the payor mix of CCH patients is expected to change; resulting in a higher Medicare and private payor population. However, due to an anticipated increase in patient volumes, the gross charge for the CCH is projected to be higher resulting in a slight increase of \$29.8 million in NPSR.

This net increase in NPSR accounts for an elimination of domestic transfer Medicaid revenues from CountyCare. CCH hospitals receive Medicaid revenues from CountyCare for its members receiving healthcare at the CCH hospitals, and such revenues are accounted for as NPSR. To achieve greater financial transparency, the FY2024 revenue budget reflects the domestic transfer revenue as debits (reduction) in a new account. In FY2024, the domestic transfer revenue is budgeted at \$114.4 million.

Health Enterprise Fund Revenues by Source



**GENERAL AND ENTERPRISE FUNDS
ANNUAL REVENUES BY SOURCE**

Revenue Source	FY2022 Actual	FY2023 Appropriation	FY2023 Projected Actual	FY2024 Adopted
Property Taxes				
400010-Property Taxes	327,860,242	415,365,728	417,569,106	314,730,993
400030-Prior Year Prop. Taxes	(8,856,764)	-	(6,685,851)	-
400040-Tax Increment Financing Taxes	13,538,232	25,872,500	25,872,500	13,453,200
400060-Transfer of Tax Receipts	(10,507,008)	-	81,130	-
Total Property Taxes	\$322,034,702	\$441,238,228	\$436,836,885	\$328,184,193
Non-Property Taxes				
401110-Non Property Taxes	132,979,558	-	101,917,850	73,189,873
401150-County Sales Tax	1,059,602,538	1,092,400,000	1,125,426,295	1,119,037,554
401210-Alcoholic Beverage Tax	38,411,036	37,500,000	37,929,793	37,840,000
401310-Off Track Betting Comm.	704,746	900,000	753,337	750,000
401330-II Gaming Des Plaines Casino	11,446,094	14,000,000	13,508,081	-
401350-Amusement Tax	36,677,318	37,250,000	40,975,185	42,000,000
401390-State Income Tax	21,085,811	20,259,000	20,378,430	21,583,000
401430-Cigarette Tax	88,947,433	86,000,000	81,522,323	79,500,000
401450-Other Tobacco Products	8,836,415	6,750,000	7,194,285	7,100,000
401470-General Sales Tax	4,942,720	5,102,000	5,062,716	5,197,209
401530-Gambling Machine Tax	3,660,635	3,900,000	3,796,362	6,900,000
401550-Hotel Accommodations Tax	32,739,216	28,500,000	32,675,890	35,250,000
401570-Video Gaming	1,040,806	900,000	1,156,364	1,061,385
401580-Cannabis Tax	12,956,197	-	-	-
401590-Sports Wagering Tax	7,062,049	7,000,000	9,382,864	11,000,000
Total Non-Property Taxes	\$1,461,092,573	\$1,340,461,000	\$1,481,679,775	\$1,440,409,021
Transportation Taxes				
401130-Non Retailer Trans Use Tax	13,685,315	-	24,147	-
401170-County Use Tax	92,247,256	-	(1,636)	-
401190-Gasoline / Diesel Tax	86,088,449	-	(204,169)	-
401230-New Motor Vehicle Tax	2,355,506	-	-	-
401250-Wheel Tax	3,943,953	-	(5,662)	-
401370-Parking Lot and Garage Operation	52,854,753	-	(3,136)	-
Total Transportation Taxes	\$251,175,233	\$0	\$(190,454)	\$0
Fees				
402548-Clerk of the Circuit Court Fees	66,597,357	66,039,338	59,694,774	59,500,000
402010-Fees and Licenses	309,501	100,000	300,000	330,000
402100-County Treasurer	131,670,458	35,000,000	53,044,680	35,000,000
402150-County Clerk	10,138,208	56,049,402	8,521,132	49,292,220
402200-County Recorder and Registrar	56,834,057	-	41,576,181	-
402300-Building and Zoning	4,692,897	3,936,651	3,971,367	4,100,000
402350-Environmental Control	5,053,616	4,795,000	5,304,357	4,695,000
402400-Highway Dept Permit Fees	2,206,674	1,800,000	1,941,875	1,900,000
402450-Liquor Licenses	302,406	315,000	352,530	350,000

Revenue Source	FY2022 Actual	FY2023 Appropriation	FY2023 Projected Actual	FY2024 Adopted
402500-County Assessor	1,156	-	762	-
402950-Sheriff General Fees	480,754	-	2,997	-
403010-Sheriff Municipal Division	11,470,137	12,053,342	12,191,616	10,464,836
403060-State's Attorney	364,651	-	34,459	-
403100-Supportive Services	3,060	-	2,070	-
403120-Public Administrator	1,538,797	1,584,896	1,366,034	1,722,267
403150-Public Guardian	2,599,306	2,500,000	2,384,481	2,600,000
403210-Medical Examiner	3,925,650	3,976,075	4,005,866	3,910,800
403280-Contract Compliance M/WBE Cert	42,500	42,000	33,000	34,200
Total Fees	\$298,231,183	\$188,191,704	\$194,728,183	\$173,899,323
Governments				
404010-Federal Government	1,464,617	-	-	-
404060-Other Governments	1,526,567	2,167,558	2,003,645	2,228,780
Total Government	\$2,991,183	\$2,167,558	\$2,003,645	\$2,228,780
Investment Income				
405010-Investment Income	6,570,187	1,000,000	39,040,515	46,473,000
Total Investment Income	\$6,570,187	\$1,000,000	\$39,040,515	\$46,473,000
Reimbursements from Other Governments				
406008-Indirect Cost	12,956,151	13,434,144	12,894,477	13,350,463
406010-State of Illinois	60,338,815	55,855,783	53,574,398	59,443,770
Total Reimbursements from Other Governments	\$73,294,966	\$69,289,927	\$66,468,875	\$72,794,233
Miscellaneous Revenue				
407010-Miscellaneous Revenue	35,909,262	57,941,173	48,998,936	62,063,445
407080-Other	(2,234,200)	11,373,000	3,886,314	5,083,604
Total Miscellaneous Revenue	\$33,675,062	\$69,314,173	\$52,885,250	\$67,147,049
Health and Hospitals				
409010-Net Patient Service Revenue	81,921,569	-	-	-
409549-Medicare	182,595,310	171,641,956	167,618,623	206,273,262
409559-Managed Care	3,048,653,228	-	-	-
409559-Medicaid Public Assistance	892,333,745	-	-	-
409569-Private Payors and Carriers	76,335,196	-	(671,505)	-
409574-CCHHS - Medicaid BIPA IGT	131,300,000	143,100,000	131,000,000	131,300,000
409579-Medicaid Revised Plan Revenue DSH	244,180,174	140,000,000	149,735,187	170,771,262
409524-Affordable Care Act PMPM	-	694,522,918	882,362,617	713,225,838
409528-Family Health Plans PMPM	-	765,565,014	845,131,275	778,413,175
409532-Integrated Care Program PMPM	-	696,739,003	700,480,463	731,874,505
409536-Managed Long Term Services and Support PMPM	-	276,118,586	300,275,256	276,835,470
409539-Other Population Revenue PMPM	-	98,825,502	132,631,498	111,803,518
409542-Other State Revenue	-	116,520,056	346,453,741	27,045,898
409563-Graduate Medical Education	-	73,660,707	69,716,472	69,540,649
409585-Domestic Transfer - Elimination	-	-	-	(114,358,276)

Revenue Source	FY2022 Actual	FY2023 Appropriation	FY2023 Projected Actual	FY2024 Adopted
409593-Medicaid Fee For Service	-	312,331,793	452,073,537	422,883,876
409598-Private Payors & Carriers	-	76,318,730	78,872,388	72,558,942
409604-Directed Payments	-	254,200,000	567,776,509	475,426,185
Total Health and Hospitals	\$4,657,319,222	\$3,819,544,265	\$4,823,456,062	\$4,073,594,304
Other Revenue*				
411495-Other Financing Sources	30,000,000	35,000,000	35,000,000	247,819,954
Total Other Revenue	\$30,000,000	\$35,000,000	\$35,000,000	\$247,819,954
Revenue Total	\$7,136,384,311	\$5,966,206,855	\$7,131,908,735	\$6,452,549,857

Revenues from Other Financing Sources are transfers from fund balance, so represent revenues realized in past years. In FY2024, the revenue estimate includes three fund balance transfers: \$143.1 million from the FY2022 unassigned General Fund Balance, \$99.8 million from the fund balance assigned to the Pension Stabilization Fund, and a \$4.9 million from the Health Enterprise Fund Balance.

General & Health Enterprise Fund Revenues Uses and Purposes

Revenue Source	Corporate	Public Safety	General	Health	Grand Total
Property Taxes					
400010-Property Taxes	-	157,026,073	157,026,073	157,704,920	314,730,993
400040-Tax Increment Financing Taxes	-	13,453,200	13,453,200	-	13,453,200
Total Property Taxes	-	\$170,479,273	\$170,479,273	\$157,704,920	\$328,184,193
Non-Property Taxes					
401110-Non Property Taxes	-	73,189,873	73,189,873	-	73,189,873
401150-County Sales Tax	470,291,972	648,745,582	1,119,037,554	-	1,119,037,554
401210-Alcoholic Beverage Tax	-	37,840,000	37,840,000	-	37,840,000
401310-Off Track Betting Comm.	-	750,000	750,000	-	750,000
401350-Amusement Tax	-	42,000,000	42,000,000	-	42,000,000
401390-State Income Tax	-	21,583,000	21,583,000	-	21,583,000
401430-Cigarette Tax	-	79,500,000	79,500,000	-	79,500,000
401450-Other Tobacco Products	-	7,100,000	7,100,000	-	7,100,000
401470-General Sales Tax	-	5,197,209	5,197,209	-	5,197,209
401530-Gambling Machine Tax	-	6,900,000	6,900,000	-	6,900,000
401550-Hotel Accommodations Tax	-	35,250,000	35,250,000	-	35,250,000
401570-Video Gaming	-	1,061,385	1,061,385	-	1,061,385
401590-Sports Wagering Tax	-	11,000,000	11,000,000	-	11,000,000
Total Non-Property Taxes	\$470,291,972	\$970,117,049	\$1,440,409,021	-	\$1,440,409,021
Fees					
402548-Clerk of the Circuit Court Fees	-	59,500,000	59,500,000	-	59,500,000
402010-Fees and Licenses	330,000	-	330,000	-	330,000
402100-County Treasurer	35,000,000	-	35,000,000	-	35,000,000
402150-County Clerk	49,292,220	-	49,292,220	-	49,292,220
402300-Building and Zoning	4,100,000	-	4,100,000	-	4,100,000
402350-Environmental Control	4,695,000	-	4,695,000	-	4,695,000
402400-Highway Dept Permit Fees	1,900,000	-	1,900,000	-	1,900,000
402450-Liquor Licenses	350,000	-	350,000	-	350,000
403010-Sheriff Municipal Division	-	10,464,836	10,464,836	-	10,464,836
403120-Public Administrator	-	1,722,267	1,722,267	-	1,722,267
403150-Public Guardian	-	2,600,000	2,600,000	-	2,600,000
403210-Medical Examiner	-	3,910,800	3,910,800	-	3,910,800
403280-Contract Compliance M/WBE Cert	34,200	-	34,200	-	34,200
Total Fees	\$95,701,420	\$78,197,903	\$173,899,323	-	\$173,899,323
Governments					
404060-Other Governments	2,228,780	-	2,228,780	-	2,228,780
Total Government	\$2,228,780	\$0	\$2,228,780	\$0	\$2,228,780
Investment Income					
405010-Investment Income	43,473,000	-	43,473,000	3,000,000	46,473,000
Total Investment Income	\$43,473,000	\$0	\$43,473,000	\$3,000,000	\$46,473,000
Reimbursements from Other Governments					
406008-Indirect Cost	13,350,463	-	13,350,463	-	13,350,463
406010-State of Illinois	-	59,443,770	59,443,770	-	59,443,770
Total Reimbursements from Other Governments	\$13,350,463	\$59,443,770	\$72,794,233	\$0	\$72,794,233

Revenue Source	Corporate	Public Safety	General	Health	Grand Total
Miscellaneous Revenue					
407010-Miscellaneous Revenue	46,592,405	-	46,592,405	15,471,040	62,063,445
407080-Other	1,505,000	1,950,000	3,455,000	1,628,604	5,083,604
Total Miscellaneous Revenue	\$48,097,405	\$1,950,000	\$50,047,405	\$17,099,644	\$67,147,049
Health and Hospitals					
409549-Medicare	-	-	-	206,273,262	206,273,262
409559-Managed Care	-	-	-	-	-
409574-CCHHS - Medicaid BIPA IGT	0	0	0	131,300,000	131,300,000
409579-Medicaid Revised Plan Revenue DSH	-	-	-	170,771,262	170,771,262
409524-Affordable Care Act PMPM	-	-	-	713,225,838	713,225,838
409528-Family Health Plans PMPM	-	-	-	778,413,175	778,413,175
409532-Integrated Care Program PMPM	-	-	-	731,874,505	731,874,505
409536-Managed Long Term Services and Support PMPM	-	-	-	276,835,470	276,835,470
409539-Other Population Revenue PMPM	-	-	-	111,803,518	111,803,518
409542-Other State Revenue	-	-	-	27,045,898	27,045,898
409563-Graduate Medical Education	-	-	-	69,540,649	69,540,649
409593-Medicaid Fee For Service	-	-	-	422,883,876	422,883,876
409598-Private Payors & Carriers	-	-	-	72,558,942	72,558,942
409604-Directed Payments	-	-	-	475,426,185	475,426,185
409585-Domestic Transfer - Elimination	-	-	-	(114,358,276)	(114,358,276)
Total Health and Hospitals	\$0	\$0	\$0	\$4,073,594,304	\$4,073,594,304
Other Revenue*					
411495-Other Financing Sources	242,919,954	-	242,919,954	4,900,000	247,819,954
Total Other Revenue	\$242,919,954	\$0	\$242,919,954	\$4,900,000	\$247,819,954
Revenue Total	\$916,062,994	\$1,280,187,995	\$2,196,250,989	\$4,256,298,868	\$6,452,549,857

Revenues from Other Financing Sources are transfers from fund balance, so represent revenues realized in past years. In FY2024, the revenue estimate includes three fund balance transfers: \$143.1 million from the FY2022 unassigned General Fund Balance, \$99.8 million from the fund balance assigned to the Pension Stabilization Fund, and a \$4.9 million from the Health Enterprise Fund Balance.

SPECIAL PURPOSE FUNDS

The total amount of Special Purpose Funds revenue and fund balance budgeted in FY2024 is \$1.52 billion across 46 special purpose funds. Special Purpose Funds are enabled through State statutes and County Ordinances and have defined sources of revenue and uses for expenditures. In contrast to the General Fund, the County has traditionally considered the appropriation of fund balance for Special Purpose Funds as an available resource for appropriation. The County is not required to budget such fund balances and generally does not appropriate the entire fund balance where practical. In FY2024, the revenues collected in the County's Transportation Fund will offset transportation-related expenditures authorized under the Safe Roads Amendment. In addition, the County's Equity Fund Special Purpose Fund, will continue to fund initiatives to address historic disparities and disinvestments in Black, Latinx and other marginalized communities within Cook County.

TRANSPORTATION FUND – REVENUE BY SOURCE

The County established the Transportation Fund for the receipt of revenues from the Wheel Tax, County Use Tax, Gasoline and Diesel Fuel Tax, Parking Lot & Garage Operations Tax, New Motor Vehicle Tax, and Non-Retailer Transactions Use Tax, and, to the extent that such revenues are subject to Article IX, §11 of the Illinois Constitution (also known as the "Safe Roads Amendment"), authorized the use of such revenues to offset transportation related expenditures authorized under the Safe Roads Amendment. The County will allocate up to \$248.4 million of expenditures from the Public Safety Fund to the Transportation Fund in accordance with the County's [Analysis of the Safe Roads Amendment Expenditures Report](#). The inclusion of these six taxes within the Transportation Fund does not waive any of the County's defenses regarding the applicability of Article IX, §11 of the Illinois Constitution. The County reserves the right to remove some or all the above noted taxes from the Transportation Fund pending the results of litigation.

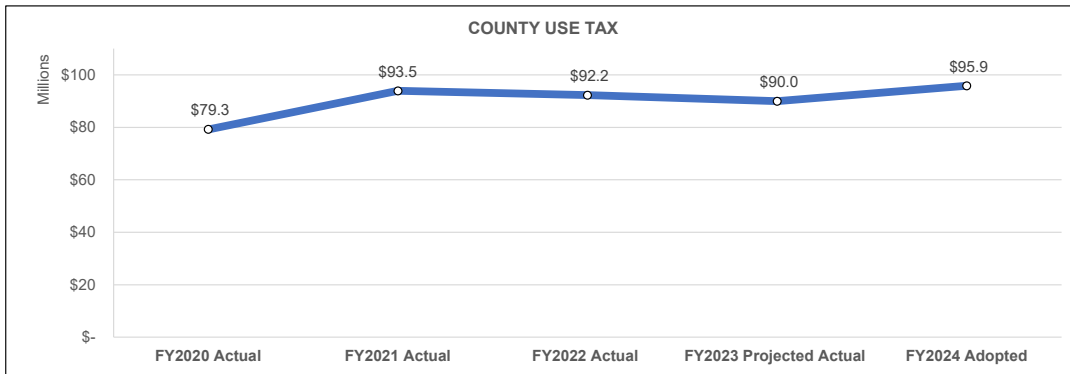
Cook County Transportation Taxes	
	FY2024 Adopted Budget
Transportation Fund Revenue	
401130-Non Retailer Trans Use Tax	14,500,000
401170-County Use Tax	95,900,000
401190-Gasoline / Diesel Tax	86,300,000
401230-New Motor Vehicle Tax	2,400,000
401250-Wheel Tax	-
401370-Parking Lot and Garage Operation	49,300,000
Total Transportation Fund Revenue	248,400,000
Transportation Fund Expenses	
1260-Public Defender	14,832,241
1239-Department of Corrections	109,977,275
1231-Police Department	37,719,570
1232-Community Corrections Department	10,758,706
1250-State's Attorney	20,127,353
1310-Office of the Chief Judge	7,922,995
1280-Adult Probation Dept.	5,846,779
1313-Social Service	2,289,291
1326-Juvenile Probation	8,736,171
1300-Judiciary	2,525,603
1440-Juvenile Temporary Detention Center	11,034,077
1335-Clerk of the Circuit Court-Office of Clerk	16,629,939
Total Transportation Fund Expenses	248,400,000

WHEEL TAX

The Wheel Tax was an annual license fee authorizing the use of any motor vehicle within the unincorporated area of Cook County. Depending on the motor vehicle’s class, weight, and number of axles, annual tax rates vary based on the vehicle and trailer type. Cook County voted to sunset the collection and enforcement of the Wheel Tax effective June 30, 2023. The Wheel Tax is not expected to generate revenue for FY2024.

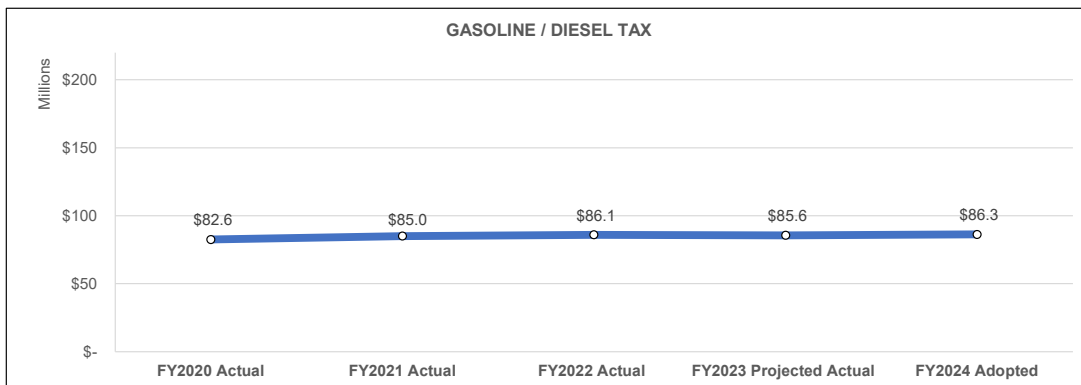
COOK COUNTY USE TAX

Beginning on December 1, 1995, the County imposed and began collecting the Cook County Use Tax. This tax applies to tangible personal property titled or registered with a state agency, within the corporate limits of Cook County. The tax rate is 1.0%. The tax receipts are deposited into the Transportation Fund to offset transportation-related expenditures authorized under Article IX, §11 of the Illinois Constitution and the County’s Analysis of the Safe Roads Amendment Expenditures Report. The FY2023 Cook County Use Tax year-end projection is \$90.0 million, which is \$0.5 million higher than the FY2023 adopted budget. The County is estimated to collect \$95.9 million in County Use Tax revenue in FY2024.



GAS TAX

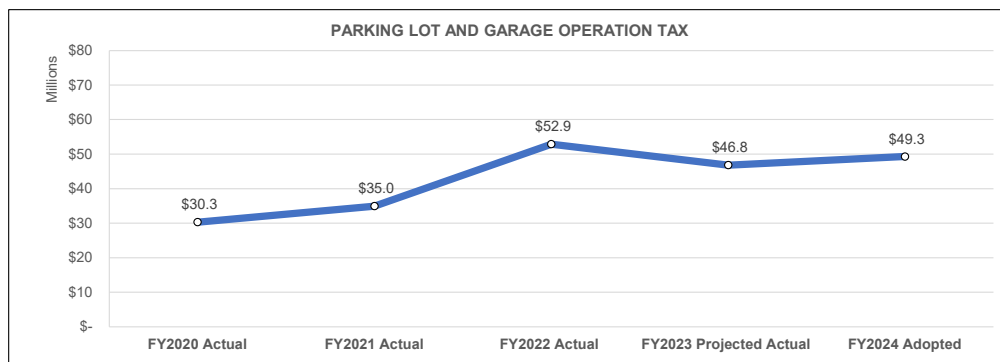
The Gasoline and Diesel Fuel Tax is imposed on the retail sale of gasoline and diesel within Cook County. Since FY1997, the tax rate of 6 cents per gallon has also been imposed on propane, jet fuel, diesel fuel, and kerosene. The receipts generated from this tax are deposited into the Transportation Fund to offset transportation-related expenditures authorized under Article IX, §11 of the Illinois Constitution and the County’s Analysis of Safe Roads Amendment Expenditures Report. The FY2023 year-end projected revenue of \$85.6 million is less than the \$86.3 million in revenue budgeted for FY2024. The increase in budgeted Gas



Tax revenue in FY2024 is attributed to the increases in energy prices because of the ongoing conflict in Ukraine and increased inflation rates.

PARKING LOT AND GARAGE OPERATIONS TAX

The Parking Lot and Garage Operations Tax (Parking Tax) is imposed upon the use and privilege of parking a motor vehicle in or upon any parking lot or garage in the County. Effective September 1, 2013, the Cook County Board of Commissioners approved a change to the structure of the Parking Tax. The structure imposes a rate of 6.0% of the charge or fee paid for parking for a 24-hour period or less and 9.0% of the charge or fee paid for parking for a weekly or monthly period. All tax receipts are deposited into the Transportation Fund to offset transportation-related expenditures authorized under Article IX, §11 of the Illinois Constitution and the County's Analysis of Safe Roads Amendment Expenditures Report. The Parking Tax is estimated to bring in \$49.3 million in revenue for FY2024. This amount reflects an increase from the projected FY2023 year-end revenue for this tax of \$46.8 million. The lower revenues seen in recent years due to the pandemic are not expected to continue in FY2024 as workers continue returning to the office and tourism and events continue to recover.



NEW MOTOR VEHICLE TAX

This tax is imposed on the retail sale of new motor vehicles in Cook County at a rate of \$7.50 for 2-wheel motor vehicles, \$11.25 for 3-wheel motor vehicles, \$15.00 for 4-wheel motor vehicles, and \$22.50 for trucks, truck tractors, trailers, semi-trailers, or pole trailers. All tax receipts are deposited into the Transportation Fund to offset transportation-related expenditures authorized under Article IX, §11 of the Illinois Constitution and the County's Analysis of Safe Roads Amendment Expenditures Report. The New Motor Vehicle Tax is budgeted to bring in \$2.4 million in revenue for FY2024, which is slightly higher than the FY2023 year-end projected revenue of \$2.1 million.

NON-RETAILER TRANSACTION USE TAX

The non-retailer transaction tax is a use tax for non-retailer transfers of motor vehicles in Cook County. The tax is applied to the transfer or purchase of a motor vehicle that is titled or registered from a non-retailer located in Cook County with an agency of the State of Illinois. The FY2024 revenue for this tax is budgeted at \$14.5 million, compared to projected FY2023 year-end revenue of \$13.8 million. The FY2023 adopted budget was \$15.5 million, a decrease of \$1.7 million from the year-end estimate. Revenue in FY2023 was unfavorably impacted by declining vehicle sales due to supply chain issues and a lack of inventory that is expected to continue into FY2024. All the tax receipts are deposited into the Transportation Fund to offset transportation-related expenditures authorized under Article IX, §11 of the Illinois Constitution and the County's Analysis of Safe Roads Amendment Expenditures Report.

EQUITY FUND – REVENUE BY SOURCE

The Cook County's Equity Fund Taskforce, a group comprised of service providers, advocates, and Cook County government officials has developed initiatives designed to intentionally re-align government policies, practices, and programs to address the structural barriers that prevent meaningful advancement of equity among Cook County residents and ensure Cook County provides excellent service to all its residents. The initiatives funded by the Equity Fund are driven by the Equity Fund Taskforce's recommendations set forth in the [2021 Cook County Equity Fund Report](#) and the County's Policy Roadmap. The Equity Fund is supported by revenues collected through the County's Cannabis Tax and Firearm and Firearm Ammunition Tax. Beginning in FY2024, Illinois Gaming – Casino Tax is proposed as a permanent revenue source for the Equity Fund. FY2024 Illinois Gaming-Casino Tax is estimated at \$16.0 million.

CANNABIS TAX

Beginning on January 1, 2020, the State of Illinois introduced the Cannabis Regulation and Tax Act, which controlled legalization of cannabis among adult users. The Cannabis Retailers' Occupation Act, which allows County and municipal governments to tax the sales of cannabis, went into effect July 1, 2020. In FY2024, the Cannabis Tax is budgeted at \$14.3 million in revenue. This is below the \$15.0 million adopted for FY2023. This decline can be attributed to a slower than anticipated roll out of retail licenses. All the revenue generated from the Cannabis Tax will be deposited into the Equity Fund to support Equity Fund Taskforce initiatives.

FIREARM AND FIREARM AMMUNITION TAX

In 2013, Cook County established a tax on firearms sold in Cook County. The tax of \$25 per firearm is levied per new firearm sold and collected by the seller. In FY2016, Cook County established a tax on ammunition at a rate of \$0.05 per cartridge of centerfire ammunition and \$0.01 per cartridge of rimfire ammunition. The revenue generated by the Firearm and Firearm Ammunition Tax is deposited into the Equity Fund to fund gun violence prevention programs as well as operations and programs aimed at reducing gun violence as determined by the Justice Advisory Council. Budgeted revenue for FY2024 is \$1.5 million, which is just above the \$1.4 million projected to be collected by the end of FY2023.

ILLINOIS GAMING – CASINO TAX

The Illinois Gaming-Des Plaines Casino Tax is imposed by the State of Illinois, and a portion of those tax receipts are given to the County. Revenue received from the Illinois Gaming-Des Plaines casino tax is being deposited into the Equity Fund, beginning in FY2024. Budgeted revenue for FY2024 is \$16.0 million, an increase of \$2.0 million from the \$14.0 million that was budgeted in FY2023.

ELECTION FUND

The Election Fund revenue comes from the property tax levy and varies according to the election cycle. The FY2024 budget for the Election Fund is \$64.3 million, significantly higher than the FY2023 adopted budget of \$30.6 million. This increase is driven by the County Clerk and the Board of Election Commissioners administering elections for the President of the United States, United States House of Representatives, Illinois Senate, Illinois House of Representatives, Illinois Supreme Court and Illinois intermediate appellate courts as well as local elections in FY2024.

DEBT SERVICE FUND

The Debt Service Fund is utilized for County debt service payments. This fund receives revenue from a portion of the property tax levy. For FY2024, this fund is expected to receive \$259.6 million, which is a slight increase from the \$255.9 million in FY2023.

ANNUITY AND BENEFIT FUND

The Annuity and Benefit Fund is utilized for statutory payments to the Pension Fund. For FY2024, this fund will receive revenue from the property tax levy in the amount of \$165.2 million and a projected \$40.0 million from the Personal Property Replacement Tax (PPRT), for a total budget of \$205.2 million. This is an increase of \$4.1 million from the FY2023 appropriated total of \$201.1 million. In FY2024, the Pension Fund will also receive \$333.7 million in revenues to pay the remainder of the required contribution to the County Officers' and Employees' Annuity and Benefit Fund, as well as pay for retiree healthcare.

SPECIAL PURPOSE FUNDS TABLE

Fund Number	Description	2022 Ending Fund Balance	2023 Revenue Estimate	2023 Estimated Total Resources	2023 Estimated Expenditures	2023 Projected Ending Balance	2024 Revenue Estimate	2024 Estimated Total Resources	2024 Estimated Expenditures	2024 Projected End Balance
Bureau of Administration										
11856	MFT Illinois First (1st)	14,717,132	56,140,260	70,857,392	46,067,198	24,790,194	41,000,000	65,790,194	56,831,140	8,959,053
11300	Motor Fuel Tax (Capital)	446,255,739	106,218,553	552,474,292	142,149,500	410,324,792	118,000,000	528,324,792	334,238,133	194,086,659
Intergovernmental revenue for planning road infrastructure improvements with the State of Illinois and Federal Government.										
11302	Township Roads	5,636,143	764,231	6,400,374	1,989,657	4,410,717	700,000	5,110,717	7,413,285	(2,302,568)
Intergovernmental revenue for planning road infrastructure improvements with the State of Illinois and Federal Government.										
11312	Animal Control Department	4,923,612	3,961,404	8,885,016	5,638,767	3,246,249	4,000,000	7,246,249	10,614,655	(3,368,406)
Funded by fees for the control and to prevent the spread of rabies.										
11310	Cook County Law Library	(431,841)	3,451,495	3,019,654	3,776,539	(756,885)	3,800,000	3,043,115	3,748,277	(705,162)
Funded by fees to provide for organized book collections, bibliographical and reference service to lawyers, judges and general law library services to public.										
11270	Medical Examiner Fees	1,092,092	32,331	1,124,423	43,990	1,080,433	154,000	1,234,433	785,040	449,393
Funded by fees collected for the purchase of electronic and forensic identification equipment or other related supplies and the operating expenditures of the Medical Examiner's Office.										
11273	Environmental Control Solid Waste	3,215,818	772,436	3,988,254	931,613	3,056,641	530,000	3,586,641	1,111,027	2,475,614
Fees collected from sanitary landfills and municipal solid waste transfer stations located within Cook County.										
11281	PEG Access Support Fund	260,288	82,757	343,045	313,123	29,922	82,000	111,922	110,000	1,922
A PEG access support fee is imposed on any Holder providing cable service or video service in unincorporated Cook County										
Bureau of Technology										
11249	Geographical Information System	20,787,043	7,181,403	27,968,446	9,882,234	18,086,212	4,859,232	22,945,444	20,655,126	2,290,318
Funded by fees for equipment, material, and necessary expenses incurred in implementing and maintaining the GIS system.										
County Clerk										
11316	County Clerk Automation	1,273,356	1,319,859	2,593,215	1,581,430	1,011,785	1,100,000	2,111,785	1,753,053	358,731
Fees used to upgrade and establish computerized files for voter registration and election judges.										
11314	County Clerk Document Storage	17,465,005	3,227,620	20,692,625	8,533,643	12,158,983	3,470,880	15,629,863	9,205,364	6,424,499
Funded with fees used to pay for the expenditures involved in starting and maintaining a document storage system.										
11259	County Clerk GIS Fee	9,974,214	2,446,205	12,420,419	2,562,501	9,857,918	2,250,000	12,107,918	4,115,285	7,992,633
Funded with Fees to provide and maintain a countywide map through a geographic information system.										
11260	County Clerk Rental Housing	659,817	185,604	845,421	96,127	749,294	170,500	919,794	7,878	911,916
Funded through fees from a State surcharge, to assist in addressing the need for rental housing.										
Treasurer										
11854	County Treasurer Tax Sale	3,390,190	13,979,052	17,369,242	11,855,811	5,513,431	11,000,000	16,513,431	14,783,691	1,729,740
User fees used to pay for the expenditures required to start and maintain a computerized system to conduct delinquent property tax sales.										
Chief Judge										
11322	Circuit Court - IL Dispute Resolution	110,006	289,998	400,004	271,320	128,684	320,000	448,684	300,146	148,538
Fee revenue source used to support activities to mediate disputes in an attempt to relieve the court system of lengthy lawsuits.										
11326	Adult Probation Service Fee	4,662,651	2,025,143	6,687,794	684,339	6,003,455	1,750,000	7,753,455	1,653,906	6,099,549
Fee revenue source used to supervise people convicted of criminal and civil offenses.										
11328	Social Services and Probation	3,485,095	2,298,741	5,783,836	874,581	4,909,255	3,620,000	8,529,255	1,673,622	6,855,633
Fee used to provide social service casework expertise for probation and court service cases.										
Health and Hospital										
11248	Cook County Lead Poisoning	3,390,190	83,114	3,473,304	1,294,970	2,178,334	3,627	2,181,961	1,336,810	845,151
Funded by "other revenue" to reduce the danger of lead-based paint in Cook County dwellings, through lead abatement, mitigation, and education of residents on the dangers of lead based paint/materials.										
11255	Suburban Tuberculosis Sanitarium	1,114,951	21,604	1,136,555	1,136,555	-	-	-	-	-
Funded by "other revenue" to prevent, care, treat, and control tuberculosis and other communicable diseases in or associated with Cook County.										
Clerk of the Circuit Court										
11320	Clerk of the Circuit Court	827,368	6,418,864	7,246,232	6,127,259	1,118,973	6,000,000	7,118,973	8,067,361	(948,388)
Funded by fees for the acquisition, installation, and maintenance of all computer hardware system analysis, design, programming, and all computer programs.										
11318	Clerk of the Circuit Court Document	2,201,621	6,415,537	8,617,158	6,345,933	2,271,225	6,000,000	8,271,225	8,277,253	(6,028)
Funded by fees to assist in the preparation of documents to be microfilmed or microfiched, and perform filing when necessary.										
11258	Clerk of the Circuit Court	1,246,142	902,425	2,148,567	506,387	1,642,180	900,000	2,542,180	683,372	1,858,809
Funded through fees to offset costs incurred by the Circuit Court Clerk in performing additional duties required to collect and disburse funds to entities of State and Local Governments.										
11269	Circuit Court Clerk Electronic	1,729,651	429,144	2,158,795	200,682	1,958,113	600,000	2,558,113	800,508	1,757,605
Fees used to establish and maintain a system for electronic citations.										
Public Defender										
11272	Public Defender Records	200,204	53,118	253,322	-	253,322	-	253,322	-	253,322
Fee revenue source to develop and implement cost effective and productivity enhancing information technology solutions to meet current and future document storage and records retention needs.										
Sheriff										
11324	ETSB 911 - Intergovernmental	128,265	3,362,717	3,490,982	522,038	2,968,944	2,807,890	5,776,834	4,170,446	1,606,388
Intergovernmental revenue for the implementation, installation of an enhanced "911" emergency telephone system for the citizens of unincorporated Cook County.										
11262	Sheriff Women's Justice Service	296,081	76,868	372,949	75,000	297,949	35,000	332,949	320,000	12,949
Fee revenue source for the operation of the rehabilitation programs provided by the Sheriff's Department of Women's Justice Services, including mental health and substance services.										
11266	Sheriff Vehicle Purchase Fund	(278,341)	239	(278,102)	-	(278,102)	-	(278,102)	-	(278,102)
Other revenue sources to fund the acquisition or maintenance of police vehicles.										
11277	Pharmaceutical Disposal Fund	333,118	70,039	403,157	250,000	153,157	50,000	203,157	250,000	(46,843)
A registration fee toward the collection, transportation and disposal of Unwanted Covered Drugs.										
11278	Sheriff Operations State Asset	1,153,144	210,601	1,363,745	1,048,228	315,517	-	315,517	1,005,819	(690,302)
Intergovernmental revenue received from a portion of sale proceeds of all property forfeited and seized for conducting or participating in drug and controlled substance investigations resulting in forfeiture.										

SPECIAL PURPOSE FUNDS TABLE

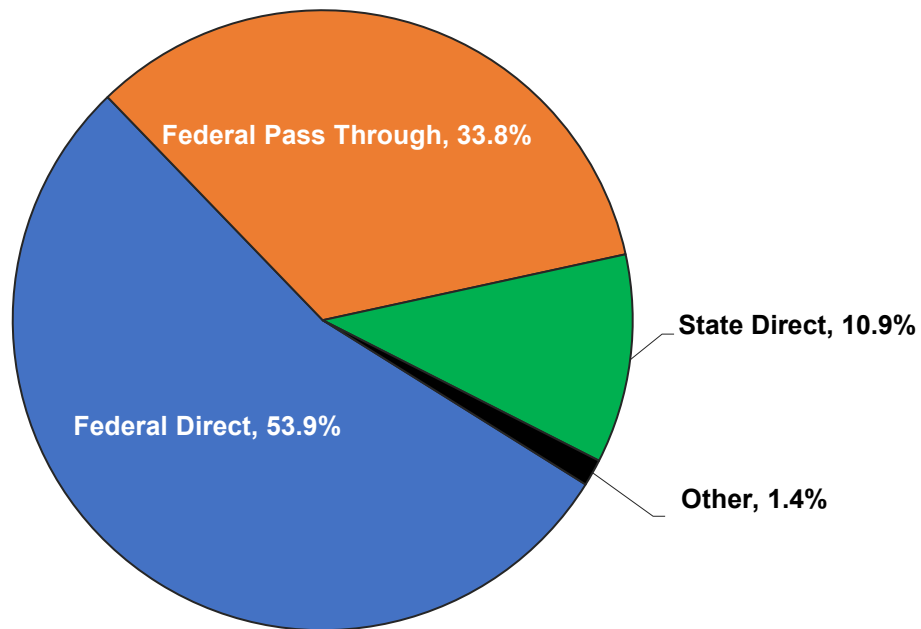
Fund Number	Description	2022 Ending Fund Balance	2023 Revenue Estimate	2023 Estimated Total Resources	2023 Estimated Expenditures	2023 Projected Ending Balance	2024 Revenue Estimate	2024 Estimated Total Resources	2024 Estimated Expenditures	2024 Projected End Balance
11279	Sheriff Money Laundering State Asset Forfeiture	260,396	10,855	271,251	249,410	21,841	-	21,841	247,803	(225,962)
Intergovernmental revenue received from a portion of sale proceeds of all property forfeited and seized for conducting or participating in money laundering investigations resulting in forfeiture.										
11288	Zaborowski Fund	812,238	-	812,238	-	812,238	-	812,238	812,238	-
Settlement funds to support Maternal Objective Management (MOM's), a program focused on pregnant/post-partum female detainees.										
11291	DOC Program Services Fund	732,492	-	732,492	-	732,492	-	732,492	732,492	-
State's Attorney										
11252	State's Attorney Narcotics Forfeiture	822,428	2,188,888	3,011,316	2,369,044	642,272	2,200,000	2,842,272	3,191,029	(348,757)
Intergovernmental revenue to fund work with State, City and County Agencies on various drug related cases. Revenues are derived through monies and Forfeited Narcotics Investigations.										
11271	State's Attorney Records	69,578	137,781	207,359	181,726	25,633	150,000	175,633	196,155	(20,522)
Fee revenue used to provide professional services to youthful offender's involved in the Juvenile Justice system.										
Assessor										
11268	Assessor Special Revenue Fund	253,475	331,196	584,671	-	584,671	552,752	1,137,423	639,942	497,481
The Assessors Special Revenue Fund was established to collect fees from marketing, previously unutilized commercial opportunities related to, but not limited to the Assessor's website, Assessor's website, and Assessor notices.										
11276	Assessor Erroneous Homestead	2,222,025	1,408,317	3,630,342	862,050	2,768,292	5,670,457	8,438,748	1,215,220	7,223,529
Revenue generated through penalties and interest based on audit findings of erroneous homestead exemptions.										
11282	Cook County Assessor GIS Fund	2,550,525	1,088,349	3,638,874	2,141,872	1,497,002	1,041,264	2,538,266	2,405,108	133,158
Funded with fees to provide and maintain a countywide map through a geographic information system.										
Cook County Land Bank Authority										
11274	Land Bank Authority	(13,643,552)	5,041,464	(8,602,088)	0	(8,602,088)	5,502,000	(3,100,088)	0	(3,100,088)
Establishes Land Bank, funded by "other revenue," to reduce and return vacant and abandoned properties back into productive and sustainable community assets.										
Planning and Development										
11275	Planning and Development Sec.108	6,612,588	2,873,974	9,486,562	2,750,116	6,736,446	725,035	7,461,481	707,729	6,753,752
Program allows local governments to transform a portion of their CDBG funds into federally guaranteed loans to pursue physical and economic revitalization projects capable of renewing entire neighborhoods.										
11857	PACE Note and Interest Fund	-	-	-	-	-	818,918	818,918	818,918	-
Established to finance the up-front cost of energy or other eligible improvements on a property and then pay the costs back over time through a special assessment on the property tax.										
**COVID-19 Federal Programs										
11284	*COVID-19 Federal Programs	8,278,166	38,759,776	47,037,942	29,367,995	17,669,947	20,202,354	37,872,301	20,202,354	17,669,947
*Previously Coronavirus Relief Fund. Included funding for the CARES Act from FY2020 - FY2021. Currently includes funding for the County's Emergency Rental Assistance Program.										
Mortgage Foreclosure Mediation Program										
11285	Mortgage Foreclosure Mediation	1,597,679	1,333,234	2,930,913	-	2,930,913	1,450,000	4,380,913	2,900,000	1,480,913
Established to deliver critical services to Cook County homeowners in crisis as early as possible once the foreclosure process begins.										
American Rescue Plan Act (ARPA) Fund										
11286	American Rescue Plan Act	853,511,679	10,613,754	864,125,433	175,392,998	688,732,435	-	688,732,435	684,061,044	4,671,391
Fund established for the County's distribution from the American Rescue Plan Act's State and Local Fiscal Recovery Fund.										
Equity Fund										
11287	Equity Fund	46,850,610	16,300,000	63,150,610	(15,339,303)	78,489,913	34,683,000	113,172,913	113,172,913	-
Established to focus on strategic investments in communities across Cook County while providing fair and equitable access to justice.										
Transportation Fund										
11289	Transportation Fund	-	243,828,061	243,828,061	243,828,061	-	248,400,000	248,400,000	248,400,000	-
The funds used to account for all transportation-related expenses authorized under Article IX, §11 of the Illinois Constitution, including the costs of administering laws related to vehicles and transportation.										
Opioid Remediation and Abatement										
11290	Opioid Remediation and Abatement	-	12,474,229	12,474,229	364,924	12,109,305	5,000,000	17,109,305	16,893,711	215,594
Established to collect the settlement funds from the National Multistate Opioid Settlement										
Disaster Response and Recovery Fund										
11292	Disaster Response and Recovery Fund	-	-	-	-	-	-	-	-	-
Established a new Disaster Response and Recovery Fund to reserve for funding necessary to respond to and recover from a disaster when the President of the United States, Governor and/or Cook County President declare a disaster.										
Infrastructure and Equipment Fund										
11601	Infrastructure and Equipment Fund	-	-	-	(30,000,000)	30,000,000	-	30,000,000	30,000,000	-
Special Purpose Fund Subtotal										
		1,460,749,081	558,811,241	2,019,560,321	666,928,318	1,352,632,003	539,598,909	1,892,230,912	1,620,507,852	271,723,060
11306	Election	(16,578,144)	38,866,698	22,288,554	31,195,289	(8,906,735)	64,303,928	55,397,193	64,303,928	(8,906,735)
11716	Debt Service	-	255,851,296	255,851,296	255,851,296	-	259,630,924	259,630,924	259,630,924	-
11303	Annuity and Benefits (Property Tax)	-	61,287,583	61,287,583	61,287,583	-	165,171,383	165,171,383	165,171,383	-
11303	Annuity and Benefits	-	40,000,000	40,000,000	139,778,176	(99,778,176)	40,000,000	(59,778,176)	40,000,000	(99,778,176)
11303	Annuity and Benefits (Other Financial Sources*)	-	-	-	-	-	-	-	(99,778,176)	99,778,176
Total Special Purpose Fund		1,444,170,937	914,816,818	2,358,987,754	1,015,262,486	1,343,725,268	1,028,705,144	2,372,430,412	2,009,835,911	362,594,501
* The County will write down the FY2023 \$139.8 million PPRT receivable to \$40 million. The County would utilize a transfer from its Pension Stabilization Reserve in FY2024 to provide for the remaining \$99.8 million contribution, represented as an expense credit.										
**Self Insurance Fund not included.										

GRANT FUNDS

Cook County receives grant funds from federal, state, and private agencies for a variety of services. The FY2024 adopted grant budget is \$432.4 million in total, including \$199.3 million in new anticipated awards and \$233.1 million in anticipated carry-over, 36.5% of FY2024 grant funds (\$157.9 million) will support Public Safety programs, such as the Child Support Enforcement Program and Urban Area Security Initiative (UASI), and 35.9% (\$155.3 million) will support Economic Development initiatives.

The County's grant programs are heavily reliant on federal funding. About 53.9% of grant funds are expected to come directly from federal agencies and 33.8% of the funds are expected to come from federal funding passing through non-federal agencies, 10.9% of the County's grants come directly from the State, and 1.4% come from other sources.

FY2024 GRANTS BY FUNDING TYPES



GRANTS SUMMARY

Grant Number and Title	FY23 Approved Budget	FY24 Anticipated Carry Over	FY24 Anticipated New Award	County Cash Match	Total Project Amount
1051-President					
G53866-Grant 2020 JAC Innov Reentry Initiat: Bldg Sys Cap & Test Strat to Recid	1,850,000	462,500	-	-	462,500
G54041-Grant 2021 JAC R3 - Suburban Services	-	600,000	-	-	600,000
G54335-Grant 2021 JAC SJC Racial Equity Cohort	250,000	122,650	-	-	122,650
G54374-Grant 2021 JAC Justice Assistance Grant	513,256	531,256	-	-	531,256
Total 1051-President	\$ 2,613,256	\$ 1,716,406	\$ -	\$ -	\$ 1,716,406

1076-Chief Financial Officer

G54395-Grant 2021 DBMS Local Assist Tribal Consistency Fund	-	100,000	-	-	100,000
Total 1076-Chief Financial Officer	\$ -	\$ 100,000	\$ -	\$ -	\$ 100,000

1105-Chief Information Officer

G54006-Grant 2020 BOT Connect Illinois Broadband Grant	1,850,000	-	-	-	-
Total 1105-Chief Information Officer	\$ 1,850,000	\$ -	\$ -	\$ -	\$ -

1115-Chief Administrative Officer

G53653-Grant 2019 DHSEM UASI	2,600,000	-	-	-	-
G53654-Grant County Line Rd (I-294 to North Avenue) CMAQ	19,276,052	4,792,297	-	-	4,792,297
G53662-Grant County Transit Plan, UWP	31,250	-	-	-	-
G53663-Grant County Transit Plan, SPR	48,750	-	-	-	-
G53665-Grant Touhy Ave Grade Sep CMAQ	10,421,700	-	13,856,700	-	13,856,700
G53700-Grant 2018 ES Brownfield Revolving Loan Fund	271,753	271,534	-	-	271,534
G53759-Grant 2020 DHSEM UASI	11,000,000	6,279,718	-	-	6,279,718
G53814-Grant 2020 DOTH 88th/Cork Avenue at I-294 Interchange	6,721,840	-	8,872,829	-	8,872,829
G53953-Grant 2021 EC Air Pollution - 909	1,014,825	-	-	-	-
G53967-Grant 2021 DEMRS UASI	16,456,113	8,500,000	-	-	8,500,000
G53968-Grant 2020 DEMRS JAG	385,000	-	-	-	-
G53981-Grant 2018 ES Brownfield Revolving Loan Fund - Match	710,000	124,200	-	-	124,200
G53983-Grant 2021 DOTH County Line I-294 (CMAQ) 18-W7331-00-RP	7,546,967	1,419,352	-	-	1,419,352
G53985-Grant 2021 DOTH Joe Orr Road (STP) 15-B6737-03-RP	1,903,500	-	-	-	-
G53986-Grant 2021 DOTH Old Orchard Road (CMAQ)	2,894,400	-	2,894,400	-	2,894,400
G53990-Grant 2020 FEMA Public Assistance Grant Program	51,450,000	2,500,000	-	-	2,500,000

GRANTS SUMMARY

Grant Number and Title	FY23 Approved Budget	FY24 Anticipated Carry Over	FY24 Anticipated New Award	County Cash Match	Total Project Amount
G54022-Grant 2019 DEMRS Hazardous Materials Emergency Prepare	100,000	-	-	-	-
G54070-Grant 2022 ME Postmortem Toxicology Outsourcing Program	176,665	-	-	-	-
G54142-Grant 2022 EC Illinois Science & Energy Innovation Foundation	5,000	-	-	-	-
G54143-Grant 2022 EC Solid Waste	456,742	-	-	-	-
G54144-Grant 2022 EC Grant 2022 Air Pollution (748)	394,194	216,000	-	-	216,000
G54177-Grant 2022 DOTH Pullman Junction-Create EW3 (FRA)	1,500,000	-	-	-	-
G54178-Grant 2022 DOTH Eng South Cook Resid ti Adv Fair Tran	210,000	-	-	-	-
G54179-Grant 2022 DOTH Franklin Ave/S03 (CMAQ) 21-FRAGS-00-PV	4,252,633	-	4,252,633	-	4,252,633
G54187-Grant 2022 DOTH Sauk Village Multi-Use Path (CMAQ)	83,200	-	-	-	-
G54214-Grant 2022 DEMRS Urban Area Security Initiative	20,250,680	17,510,679	-	-	17,510,679
G54215-Grant 2022 DEMRS EMPG	567,785	-	-	-	-
G54273-Grant 2023 EC Solid Waste	456,742	-	-	-	-
G54274-Grant 2023 EC Air Pollution (909)	1,220,497	-	1,233,203	-	1,233,203
G54318-Grant 2023 DEMRS EMPG	567,785	-	600,000	-	600,000
G54319-Grant 2023 DEMRS Urban Area Security Initiative (UASI)	20,210,215	-	20,310,451	-	20,310,451
G54320-Grant 2022 DEMRS Hazard Mitigation Grant Program (HMPG)	412,500	-	310,000	-	310,000
G54348-Grant 2023 ME Postmortem Toxicology Outsourcing Program	176,665	-	-	-	-
G54349-Grant 2023 DOTH 134TH Street	51,874	-	51,874	-	51,874
G54350-Grant 2023 DOTH Economic Development Prog - Butler Dr	30,000	-	90,000	-	90,000
G54351-Grant 2023 DOTH IL Competitive Freight Prog - Butler Dr	120,000	-	360,000	-	360,000
G54352-Grant 2023 DOTH Create - Cottage Grove Avenue	400,000	-	1,000,000	-	1,000,000
G54354-Grant 2023 DOTH Traffic Signal Replacement (HSIP) - 1	686,583	-	884,666	-	884,666
G54355-Grant 2023 DOTH Traffic Signal Replacement (HSIP) - 2	937,625	-	-	-	-
G54401-Grant 2022 ES Accel P2 Best Practice Adopt thru IL Green	-	75,000	-	-	75,000
G54453-Grant 2022 DEMRS Hazardous Material Emergency Prepare	-	100,000	-	-	100,000
G54490-Grant 2024 EC Solid Waste	-	-	456,741	-	456,741
G54497-Grant 2024 DEMRS Urban Area Security Initiative	-	-	20,000,000	-	20,000,000
G54498-Grant 2024 DEMRS EMPG	-	-	600,000	-	600,000
G54515-Grant 2024 DOTH 606 Extension	-	-	720,000	-	720,000
G54519-Grant 2024 ES Grant Air Pollution PM 2.5	-	-	434,783	-	434,783
G54522-Grant 2024 DOTH Pedway Extension	-	-	1,599,521	-	1,599,521
G54530-Grant 2023 ES Air Monitoring Equipment	-	-	331,500	-	331,500
G54533-Grant 2023 ES Clean Air Act (CAA) Grant	-	-	84,977	-	84,977
Total 1115-Chief Administrative Officer	\$ 185,999,536	\$ 41,788,779	\$ 78,944,278	\$ -	\$ 120,733,057

GRANTS SUMMARY

Grant Number and Title	FY23 Approved Budget	FY24 Anticipated Carry Over	FY24 Anticipated New Award	County Cash Match	Total Project Amount
1125-Office of Economic Development					
G50685-Grant: 2014 CDBG Disaster Relief	25,174,882	21,818,743	-	-	21,818,743
G53240-Grant: 2016 HOME Roll Up	291,153	-	-	-	-
G53445-Grant 2016: Community Development Block Grant (CDBG)	482,987	-	-	-	-
G53469-Grant: 2017 CDBG	1,492,390	1,438,438	-	-	1,438,438
G53493-Grant: 2017 HOME Investment	292,434	2,071,244	-	-	2,071,244
G53593-Grant 2018 P&D HOME	1,358,915	2,302,275	-	-	2,302,275
G53601-Grant 2018 P&D CDBG	1,263,886	1,153,431	-	-	1,153,431
G53637-HOME Program Income 2016	128,433	-	-	-	-
G53638-Home Program Income 2017	4,138,999	12,400,000	-	-	12,400,000
G53740-Grant 2019 P&D HOME	556,995	1,013,310	-	-	1,013,310
G53741-Grant 2019 P&D Community Development Block Grant	4,293,258	1,162,084	-	-	1,162,084
G53742-Grant 2019 P&D Emergency Solutions Grant	40,974	-	-	-	-
G53956-Grant 2020 P&D HOME	5,592,525	4,206,431	-	-	4,206,431
G53957-Grant 2020 P&D CDBG	4,121,526	1,216,113	-	-	1,216,113
G53958-Grant 2020 P&D HESG	330,846	-	-	-	-
G53993-Grant 2020 P&D Emergency Solutions Grant - Cares Act	4,817,204	-	-	-	-
G54026-Grant 2020 P&D CDBG - CV	16,103,137	14,922,528	-	-	14,922,528
G54146-Grant 2021 P&D CDBG	10,663,843	3,520,221	-	-	3,520,221
G54147-Grant 2021 P&D HOME	6,756,992	4,960,508	-	-	4,960,508
G54148-Grant 2021 P&D ESG	881,906	-	-	-	-
G54153-Grant 2022 P&D HOME	7,164,104	-	7,956,164	-	7,956,164
G54154-Grant 2022 P&D CDBG	10,319,336	11,594,909	-	-	11,594,909
G54155-Grant 2022 P&D ESG	856,928	856,928	-	-	856,928
G54195-Grant 2021 BoED DCEO Community Navigator	-	408,796	-	-	408,796
G54201-Grant 2021 P&D HOME Program Income	1,518,875	-	-	-	-
G54211-Grant 2021 P&D HOME ARP	23,837,306	23,978,263	-	-	23,978,263
G54323-Grant 2022 HOME Program Income	4,048,558	-	-	-	-
G54324-Grant 2023 HOME Program Income	3,336,640	-	-	-	-
G54325-Grant 2023 P&D HOME	7,266,727	-	6,986,526	-	6,986,526
G54326-Grant 2023 P&D ESG	896,481	-	856,336	-	856,336
G54327-Grant 2023 P&D CDBG	10,897,204	-	10,251,381	-	10,251,381
G54328-Grant 2022 BED DCEO Community Navigator	231,199	408,325	-	-	408,325
G54375-Grant 2022 BED EDA Good Jobs Challenge Program	241,938	-	733,425	-	733,425
G54376-Grant 2022 BED Illinois Defense Manufacturing Consort	134,522	531,008	-	-	531,008
G54487-Grant 2024 P&D CDBG	-	-	10,626,794	-	10,626,794

GRANTS SUMMARY

Grant Number and Title	FY23 Approved Budget	FY24 Anticipated Carry Over	FY24 Anticipated New Award	County Cash Match	Total Project Amount
G54488-Grant 2024 P&D ESG	-	-	878,438	-	878,438
G54489-Grant 2024 P&D HOME	-	-	7,062,608	-	7,062,608
Total 1125-Office of Economic Development	\$ 159,533,102	\$ 109,963,556	\$ 45,351,672	\$ -	\$ 155,315,228

1126-Public Defender

G53828-Grant 2019 PD Juvenile Defender Education Advocacy Program	188,287	81,151	-	-	81,151
G53839-Grant 2020 PD Data Analytics Enhance Program	220,244	268,315	-	-	268,315
G54014-Grant 2021 PD Immigration Unit Pritzker Grant	550,000	-	-	-	-
G54234-Grant 2021 PD Postconviction Initiative	300,000	298,473	-	-	298,473
Total 1126-Public Defender	\$ 1,258,530	\$ 647,938	\$ -	\$ -	\$ 647,938

1352-County Clerk

G54357-Grant 2022 CC Voter Registration State Grant 2023	2,404,948	-	-	-	-
G54521-Grant 2023 CC Voter Registration State Grant 2024	-	-	2,643,325	-	2,643,325
Total 1352-County Clerk	\$ 2,404,948	\$ -	\$ 2,643,325	\$ -	\$ 2,643,325

1427-Sheriff

G53650-Grant 2018 SHE Equitable Share - Justice	541,741	542,756	-	-	542,756
G53651-Grant 2018 SHE Equitable Share - Treasury	674,787	812,924	-	-	812,924
G53743-Grant 2020 SHE HIDTA	626,249	-	-	-	-
G53921-Grant 2021 SHE HIDTA	2,454,021	965,745	-	-	965,745
G53979-Grant 2020 SHE Coronavirus Emergency Supplemental Funding	915,957	-	-	-	-
G54053-Grant 2022 SHE High Intensity Drug Trafficking Area	4,064,750	2,956,437	-	-	2,956,437
G54054-Grant 2022 SHE Title IV-D Child Support FED	4,808,643	3,175,331	-	-	3,175,331
G54055-Grant 2022 SHE Title IV-D Child Support STE	2,477,179	1,634,076	-	-	1,634,076
G54311-Grant 2022 SHE Residential Substance Abuse Treatment	233,333	-	-	-	-
G54312-Grant 2022 SHE Comprehensive Law Enforcement Response to Drugs	79,500	-	-	-	-
G54314-Grant 2023 SHE High Intensity Drug Trafficking Area	4,041,000	4,041,010	-	-	4,041,010
G54317-Grant 2022 SHE STEP	122,220	-	-	-	-
G54332-Grant 2023 SHE STEP	122,220	-	161,840	-	161,840
G54333-Grant 2021 SHE Second Chance Act Pay for Success Initiative	1,100,000	1,100,000	-	-	1,100,000
G54367-Grant 2022 SHE Restore, Reinvest, & Renew (R3)	85,893	257,679	-	-	257,679
G54377-Grant 2022 SHE COSSAP	58,000	-	-	-	-

GRANTS SUMMARY

Grant Number and Title	FY23 Approved Budget	FY24 Anticipated Carry Over	FY24 Anticipated New Award	County Cash Match	Total Project Amount
G54383-Grant 2022 SHE Intellectual Property Grant	340,000	340,000	-	-	340,000
G54479-Grant 2024 SHE STEP	-	-	161,840	-	161,840
G54480-Grant 2024 SHE HIDTA	-	-	3,969,141	-	3,969,141
G54481-Grant 2023 SHE Comp. Law Enforcement Response to Drugs	-	-	79,500	-	79,500
G54482-Grant 2024 SHE Comp. Law Enforcement Response to Drugs	-	-	79,500	-	79,500
G54483-Grant 2023 SHE Residential Substance Abuse Treatment	-	-	131,035	-	131,035
G54485-Grant 2024 SHE Residential Substance Abuse Treatment	-	-	233,942	-	233,942
G54527-Grant 2024 SHE Organized Retail Crime Grant	-	-	301,195	-	301,195
G54535-Grant 2023 SHE Infectious Disease Control Screening	-	-	375,000	-	375,000
G54536-Grant 2023 SHE Overdose Data to Action	-	-	177,660	-	177,660
G54537-Grant 2023 SHE Body-Worn Camera Program	-	-	35,000	-	35,000
G54538-Grant 2023 SHE Law Enforcement Mental Hlth & Wellness Act	-	-	156,433	-	156,433
Total 1427-Sheriff	\$ 22,745,493	\$ 15,825,959	\$ 5,862,086	\$ -	\$ 21,688,045

1453-State's Attorney

G53582-2018 SAO Equitable Sharing Program - Treasury	1,200,000	1,200,000	-	-	1,200,000
G53583-2018 SAO Equitable Sharing Program - Justice	2,558,699	2,558,699	-	-	2,558,699
G53825-Grant 2019 SAO Justice Reinvestment Program	813,788	420,069	-	-	420,069
G53826-Grant 2020 SAO Prosecuting Cold Cases DNA Program	12,060	-	-	-	-
G53845-Grant 2020 SAO Facility Dog Program	7,000	2,985	-	-	2,985
G53847-Grant 2020 SAO Post Conviction DNA Grant	5,544	-	-	-	-
G53898-Grant 2021 SAO Skokie Adult Drug Treatment Court	550,000	356,130	-	75,000	356,130
G53902-Grant 2021 SAO Domestic Violence MDT	25,611	-	-	-	-
G53903-Grant 2021 SAO Sexual Assault MDT	31,513	-	-	-	-
G53905-Grant 2022 SAO Internet Crimes Against Children	503,031	1,001,603	-	-	1,001,603
G53907-Grant 2021 SAO Human Trafficking Task Force	750,000	421,222	-	164,050	421,222
G53909-Grant 2022 SAO Intellectual Property Enforcement Program	450,002	354,470	-	-	354,470
G53917-Grant 2021 SAO IL DCFS-Child Sexual Abuse Specialist	118,395	23,247	-	-	23,247
G54072-Grant 2022 SAO Improving Criminal Respn to Sexual Assualt	1,100,000	-	-	-	-
G54073-Grant 2022 SAO VCVA - Hidden Victim Grant	14,400	-	-	-	-
G54078-Grant 2022 SAO Law Enforcment Prosecution & County Victim Assist	1,695,875	134,202	-	74,556	134,202
G54080-Grant 2022 SAO Victims of Crime Act Multi-Victim	260,280	-	-	-	-
G54083-Grant 2022 SAO Innov Prosecution Soln for Combat Violence Crime	420,001	-	-	-	-
G54088-Grant 2022 SAO Criminal Tax Fraud Program	169,739	-	-	-	-
G54091-Grant 2022 SAO Child Sexual Abuse Specialist	18,600	-	-	-	-

GRANTS SUMMARY

Grant Number and Title	FY23 Approved Budget	FY24 Anticipated Carry Over	FY24 Anticipated New Award	County Cash Match	Total Project Amount
G54095-Grant 2022 SAO Title IV-D Child Support Enforcement FED	4,781,072	-	-	-	-
G54096-Grant 2022 SAO Title IV-D Child Support Enforcement STE	2,462,976	-	-	-	-
G54097-Grant 2022 SAO Illinois Statewide Auto Theft Task Force	186,015	-	-	-	-
G54098-Grant 2022 SAO Complex Drug Prosecution	581,392	-	-	-	-
G54099-Grant 2022 SAO Appellate Assist	2,156,872	-	-	-	-
G54100-Grant 2022 SAO Prosecuting Cold Cases DNA Program	500,000	348,705	-	-	348,705
G54229-Grant 2021 SAO Post Conviction DNA	524,522	290,128	-	-	290,128
G54275-Grant 2023 SAO Title IV-D Child Support STE	4,263,249	2,290,359	-	-	2,290,359
G54276-Grant 2023 SAO Title IV-D Child Support FED	8,277,191	4,442,132	-	-	4,442,132
G54277-Grant 2023 SAO Internet Crimes	450,000	-	-	-	-
G54278-Grant 2023 SAO Justice Reinvestment Program	1,246,490	-	-	-	-
G54279-Grant 2023 SAO Complex Drug Prosecution	770,851	-	625,456	105,619	625,456
G54281-Grant 2023 SAO Appellate Assistance Program	3,400,000	4,177,301	-	-	4,177,301
G54282-Grant 2023 SAO Criminal Tax Fraud Program	154,350	-	107,000	-	107,000
G54283-Grant 2023 SAO Domestic Violence MDT	575,000	54,462	-	24,017	54,462
G54285-Grant 2023 SAO Sexual Assault MDT	703,987	58,333	-	12,388	58,333
G54287-Grant 2023 SAO Prosecuting Cold Cases DNA	500,000	-	-	-	-
G54289-Grant 2023 SAO Improving Criminal Response	1,100,000	794,726	-	-	794,726
G54290-Grant 2023 SAO Innov Prosecution Solutions	191,119	-	-	-	-
G54291-Grant 2023 SAO IL Statewide Auto Theft Task Force	133,166	-	221,915	-	221,915
G54292-Grant 2023 SAO Intellectual Property Enforcement	375,000	-	-	-	-
G54293-Grant 2023 SAO Attorney General Child Sexual Abuse	20,000	40,000	-	-	40,000
G54294-Grant 2023 SAO Sexual Assault and Domestic Violence Specialist	25,000	40,000	-	-	40,000
G54295-Grant 2023 SAO IL DCFS Child Sexual Abuse Specialist	40,000	-	-	-	-
G54296-Grant 2023 SAO - Hidden Victim Grant	15,000	14,400	-	-	14,400
G54380-Grant 2022 SAO IL Attorney General Special Projects	37,100	-	-	-	-
G54454-Grant 2024 SAO Internet Crimes Against Children	-	-	541,574	-	541,574
G54457-Grant 2024 SAO Justice Reinvestment Program	-	-	1,350,000	-	1,350,000
G54458-Grant 2024 SAO Complex Drug Prosecution	-	-	750,000	21,671	750,000
G54460-Grant 2024 SAO Appellate Assistance Program	-	-	7,000,000	-	7,000,000
G54461-Grant 2024 SAO Criminal Tax Fraud Program	-	-	160,000	-	160,000
G54462-Grant 2024 SAO Domestic Violence MDT	-	-	700,000	110,668	700,000
G54464-Grant 2024 SAO Sexual Assault MDT	-	-	700,000	132,974	700,000
G54466-Grant 2024 SAO Post Conviction DNA	-	-	500,000	-	500,000
G54467-Grant 2024 SAO Human Trafficking	-	-	750,000	-	750,000
G54469-Grant 2024 SAO Illinois Statewide Auto Theft Task Force	-	-	441,612	-	441,612

GRANTS SUMMARY

Grant Number and Title	FY23 Approved Budget	FY24 Anticipated Carry Over	FY24 Anticipated New Award	County Cash Match	Total Project Amount
G54471-Grant 2024 SAO Title IV-D Child Support Enforcement - FED	-	-	7,661,264	-	7,661,264
G54472-Grant 2024 SAO Title IV-D Child Support Enforcement - STE	-	-	3,946,712	-	3,946,712
G54473-Grant 2024 SAO AG Child Sex Abuse	-	-	40,000	-	40,000
G54474-Grant 2024 SAO AG Sexual Assault & DV	-	-	40,000	-	40,000
G54475-Grant 2024 SAO AG Hidden Victims	-	-	14,400	-	14,400
G54476-Grant 2024 SAO DCFS Child Sex Abuse	-	-	120,000	-	120,000
G54534-Grant 2023 SAO Against Hate: Education & Outreach Prog	-	-	1,200,000	-	1,200,000
Total 1453-State's Attorney	\$ 44,174,894	\$ 19,023,172	\$ 26,869,932	\$ 720,943	\$ 45,893,104

1478-Chief Judge

G53849-Grant 2020 OCJ Safety Justice Challenge	100,000	-	-	-	-
G53892-Grant 2021 JPD Annie Casey JDAI	7,913	-	-	-	-
G54002-Grant 2020 JTDC 2020 PREA TIPS	47,563	56,024	-	-	56,024
G54004-Grant 2020 OCJ Cook County Justice for Family Project	626,131	560,088	-	-	560,088
G54008-Grant 2020 OCJ Veteran Treatment Court Mentor Program	480,728	383,501	-	-	383,501
G54057-Grant 2022 OCJ Adult Redeploy Illinois ACT	416,190	-	-	-	-
G54058-Grant 2022 OCJ Adult Redeploy Illinois RAP	308,085	-	-	-	-
G54059-Grant 2022 OCJ Adult Redeploy Illinois RRP	159,629	-	-	-	-
G54061-Grant 2022 OCJ Partner Abuse Intervention Program	150,000	-	-	-	-
G54062-Grant 2022 OCJ Drug and Mental Health	399,975	-	-	-	-
G54064-Grant 2022 OCJ SAMHSA WRAP Court	408,078	-	-	-	-
G54065-Grant 2022 OCJ North Suburban Drug Court	399,956	499,933	-	-	499,933
G54066-Grant 2022 OCJ Safety and Justice	1,450,000	270,000	-	-	270,000
G54067-Grant 2022 JTDC Lunch and Breakfast	20,000	-	-	-	-
G54068-Grant 2022 JTDC School Breakfast	160,000	-	-	-	-
G54069-Grant 2022 JTDC National School Lunch	275,000	-	-	-	-
G54200-Grant 2021 JDP JJYSP	48,021	-	-	-	-
G54226-Grant 2021 OCJ South Suburban Drug Court	473,878	-	-	-	-
G54297-Grant 2023 OCJ North Suburban Drug Court -NCE	399,956	-	-	-	-
G54298-Grant 2023 OCJ Drug and Mental Health -Y5	-	200,000	-	-	200,000
G54299-Grant 2023 OCJ SAMHSA WRAP Court-Y4	404,482	-	221,806	-	221,806
G54300-Grant 2023 OCJ Adult Redeploy Illinois RRP	187,852	150,357	-	-	150,357
G54301-Grant 2023 OCJ Adult Redeploy Illinois RAP	362,137	272,234	-	-	272,234
G54302-Grant 2023 OCJ Adult Redeploy Illinois ACT	327,497	349,924	-	-	349,924
G54303-Grant 2022 OCJ South Suburban Drug Court Expansion -Y1	399,996	-	-	-	-

GRANTS SUMMARY

Grant Number and Title	FY23 Approved Budget	FY24 Anticipated Carry Over	FY24 Anticipated New Award	County Cash Match	Total Project Amount
G54304-Grant 2023 OCJ South Suburban Drug Court Expansion -Y2	328,606	400,000	-	-	400,000
G54305-Grant 2023 OCJ Partnership Abuse Intervention Program	-	82,610	-	-	82,610
G54306-Grant 2023 JPD JJYSP	-	35,373	-	-	35,373
G54307-Grant 2023 JDTC National School Lunch	275,000	-	-	-	-
G54308-Grant 2023 JDTC School Breakfast Program	160,000	-	-	-	-
G54309-Grant 2023 JDTC State Free Lunch & Breakfast	20,000	-	-	-	-
G54310-Grant 2023 JPD Juvenile Detention Alternative Initiative	57,913	-	-	-	-
G54337-Grant 2022 OCJ Drug & Mental Health Court Service Enhanc Prog	399,975	-	-	-	-
G54356-Grant 2022 JPD JJYSP	38,536	-	-	-	-
G54378-Grant 2022 JDTC Project Safe Neighborhoods	75,000	70,000	-	-	70,000
G54379-Grant 2022 JDTC Whole Kids Foundation	3,000	-	-	-	-
G54386-Grant 2023 OCJ Redeploy Illinois Juvenile Court	5,836,288	-	-	-	-
G54499-Grant 2024 OCJ South Suburban Drug Court Expansion -Y3	-	-	166,665	-	166,665
G54500-Grant 2024 OCJ Drug and Mental Health -NCE	-	-	200,000	-	200,000
G54501-Grant 2024 OCJ SAMHSA WRAP Court-Y5	-	-	110,240	-	110,240
G54502-Grant 2024 OCJ Adult Redeploy Illinois ACT	-	-	249,945	-	249,945
G54503-Grant 2024 OCJ Adult Redeploy Illinois RAP	-	-	264,658	-	264,658
G54504-Grant 2024 OCJ Adult Redeploy Illinois RRP	-	-	108,506	-	108,506
G54505-Grant 2023 OCJ North Suburban ADTC Expansion Program - Y1	-	-	329,041	-	329,041
G54506-Grant 2024 OCJ Partner Abuse Intervention	-	-	62,500	-	62,500
G54507-Grant 2024 JDTC National School Lunch	-	-	450,000	-	450,000
G54508-Grant 2024 JDTC School Breakfast Program	-	-	200,000	-	200,000
G54509-Grant 2024 JDTC State Free Lunch & Breakfast	-	-	5,000	-	5,000
G54520-Grant 2023 OCJ Redeploy Illinois Juvenile Court SFY24	-	3,252,841	-	-	3,252,841
G54524-Grant 2024 OCJ Redeploy Illinois Juvenile Court	-	2,343,787	-	-	2,343,787
Total 1478-Chief Judge	\$ 15,207,385	\$ 8,926,672	\$ 2,368,361	\$ -	\$ 11,295,033

1503-Clerk of the Circuit Court

G53998-Grant 2020 CCC Self-Represented Litigant Coordinator Grant	9,375	-	-	-	-
G54197-Grant 2021 CCC Self-Represented Litigant Coordinator Grant	9,000	-	-	-	-
Total 1503-Clerk of the Circuit Court	\$ 18,375	\$ -	\$ -	\$ -	\$ -

GRANTS SUMMARY

Grant Number and Title	FY23 Approved Budget	FY24 Anticipated Carry Over	FY24 Anticipated New Award	County Cash Match	Total Project Amount
1943-Cook County Land Bank Authority					
G54218-Grant 2021 LB IHDA - Strong Communities Program #1	175,000	-	-	-	-
G54347-Grant 2022 LB IHDA - Strong Communities Program #1.5	225,000	225,000	-	-	225,000
G54510-Grant 2024 Strong Communities Program #2	-	-	562,000	-	562,000
Total 1943-Cook County Land Bank Authority	\$ 400,000	\$ 225,000	\$ 562,000	\$ -	787,000

4020-Cook County Health & Hospital Systems Board

G53711-Grant 2018 Comprehensive Opioid Abuse Site-Based Program	900,000	-	-	-	-
G53715-Grant 2019 Prescription Monitoring Pgm DOJ	12,380	-	-	-	-
G53719-Grant 2019 DPH Prescription Monitoring Pgm HHS	42,675	-	-	-	-
G53831-Grant 2020 CCH Collaboration of Helpers Lowering Deaths of Children	749,804	-	-	-	-
G53836-Grant 2020 CCH Justice and Mental Health Collaboration Project	750,000	-	-	-	-
G53864-Grant 2020 CCH Bldg Bridges Btw Jails & Comm-Based Treat for Opioid	88,860	-	-	-	-
G53869-Grant 2019 CCH Demonstration Project to Inc Substance Use Provider	310,884	-	-	-	-
G53873-Grant 2019 DPH Overdose Data to Action (OD2A)	83,528	-	-	-	-
G53924-Grant 2021 DPH Comprehensive Local Health (State)	52,141	-	-	-	-
G53960-Grant 2021 CCH Block Grant Vivitrol	47,382	-	-	-	-
G53963-Grant 2021 CCH Bldg Bridges Btw Jails & Comm-Based	41,970	-	-	-	-
G53964-Grant 2021 CCH A Multi-Level Genomic & Spatial Anal. Of MRSA Trans	28,564	-	-	-	-
G54029-Grant 2020 CCH COSSAP	338,249	1,169,366	-	-	1,169,366
G54030-Grant 2020 CCH Juvenile Justice & Mntl Health Collab	215,703	533,063	-	-	533,063
G54045-Grant 2021 CCDPH COVID-19 Mass Vaccination	196,841	-	-	-	-
G54103-Grant 2022 DPH Public Health Emergency Preparedness	1,111,998	-	-	-	-
G54104-Grant 2022 DPH Cities Readiness	105,555	-	-	-	-
G54105-Grant 2022 DPH IL Tobacco Free Communities	493,984	-	-	-	-
G54106-Grant 2022 DPH Genetics Education & Follow-up	125,000	-	-	-	-
G54108-Grant 2022 DPH Pre-school Vision & Hearing	26,600	-	-	-	-
G54109-Grant 2022 DPH High Risk Infants Follow-up/APORS	356,306	-	-	-	-
G54110-Grant 2022 DPH Comprehensive Local Health Protection	2,783,418	-	-	-	-
G54113-Grant 2022 DPH IL Breast and Cervical Cancer Screening	210,830	-	-	-	-
G54115-Grant 2022 DPH State Indoor Radon	7,200	-	-	-	-
G54118-Grant 2022 CCH Chicago Southside Early Diversion (CSEDP)	494,754	-	-	-	-
G54119-Grant 2022 CCH Breast Feeding Peer Counseling	21,200	-	-	-	-
G54120-Grant 2022 CCH WIC	1,522,814	-	-	-	-
G54123-Grant 2022 CCH Comprehensive MAT-Vivitrol	1,006,932	-	-	-	-
G54124-Grant 2022 CCH IL SOR/STR	912,590	-	-	-	-
G54125-Grant 2022 CCH Adolescent Health	52,935	-	-	-	-

GRANTS SUMMARY

Grant Number and Title	FY23 Approved Budget	FY24 Anticipated Carry Over	FY24 Anticipated New Award	County Cash Match	Total Project Amount
G54127-Grant 2022 CCH ANE-Sexual Nurse Assault Examiner	703,320	-	-	-	-
G54128-Grant 2022 CCH ANE - Nurse Practitioner	410,846	-	-	-	-
G54129-Grant 2022 CCH XDRO-Epi & Lab Cap. For infec. Disease - CDR	125,328	-	125,917	-	125,917
G54130-Grant 2022 CCH Healthy Start Initiative	254,112	-	-	-	-
G54131-Grant 2022 CCH Collab to Adv Reach, Equity & Sys to Prev Diabetes	121,620	-	-	-	-
G54133-Grant 2022 CCH Healthy Families IL	67,747	-	-	-	-
G54134-Grant 2022 CCH Partner Prevent Opioid Deaths in Sub Cook County	-	493,875	-	-	493,875
G54135-Grant 2022 CCH IL Family Planning FED	584,082	-	-	-	-
G54136-Grant 2022 CCH IL Family Planning STE	828,304	-	-	-	-
G54137-Grant 2022 CCH Cook County Offender Re-entry	204,049	-	-	-	-
G54139-Grant 2022 CCH Connect Adolescents to Edu., Employ. Resources	658,808	-	-	-	-
G54141-Grant 2022 CCH Acupuncture in the Emergency Dept.	450,174	-	-	-	-
G54151-Grant 2021 DPH Health Equity Initiative	10,850,821	15,900,127	-	-	15,900,127
G54157-Grant 2021 DPH Lead Hazard Control	1,372,266	1,541,785	-	-	1,541,785
G54158-Grant 2022 DPH Breast & Cervical Cancer - FED	73,595	-	-	-	-
G54162-Grant 2022 DPH Perinatal Hep B Prevent Thru CM - FED	53,519	-	-	-	-
G54166-Grant 2022 DPH Safe Drinking Water - FED	19,789	-	-	-	-
G54205-Grant 2021 CCH Seed Grant Program	50,000	-	-	-	-
G54206-Grant 2021 CCH Community Health Workers (CCH-CHW)	374,885	-	-	-	-
G54208-Grant 2022 CCH Primary Care Training & Enhancement	356,740	-	-	-	-
G54209-Grant 2022 CCH Primary Care Training & Enhancement - #2	459,453	-	-	-	-
G54223-Grant 2022 CCH Supporting Transition to Housing	104,856	-	-	-	-
G54225-2021 CCH PEER Healthcare Network Collab	-	-	493,179	-	493,179
G54232-Grant 2022 CCH Healthcare Transformative Collab	2,231,238	1,795,080	-	-	1,795,080
G54237-Grant 2022 DPH COVID-19 Crisis	231,554	20,810	-	-	20,810
G54238-Grant 2023 DPH Public Health Emergency Preparedness	1,252,360	751,820	-	-	751,820
G54239-Grant 2023 DPH Cities Readiness	155,413	162,058	-	-	162,058
G54240-Grant 2023 DPH IL Tobacco Free Communities	786,347	526,776	-	-	526,776
G54241-Grant 2023 DPH Genetics Education & Follow-up	150,000	-	99,923	-	99,923
G54242-Grant 2023 DPH Pre-school Vision & Hearing	39,900	-	26,600	-	26,600
G54243-Grant 2023 DPH High Risk Infants Follow-up Fed	289,336	-	64,715	-	64,715
G54244-Grant 2023 DPH High Risk Infants Follow-up State	437,712	287,941	-	-	287,941
G54245-Grant 2023 DPH IL Breast and Cervical Fed	124,504	204,493	-	-	204,493
G54246-Grant 2023 DPH IL Breast and Cervical State	210,830	-	120,792	-	120,792
G54247-Grant 2023 CCH Breast Feeding Peer Couns	31,799	-	32,754	-	32,754
G54248-Grant 2023 CCH WIC	2,054,434	1,136,632	-	-	1,136,632

GRANTS SUMMARY

Grant Number and Title	FY23 Approved Budget	FY24 Anticipated Carry Over	FY24 Anticipated New Award	County Cash Match	Total Project Amount
G54249-Grant 2023 CCH ANE - Nurse Practitioner	597,764	1,327,446	-	-	1,327,446
G54250-Grant 2023 CCH Healthy Start Initiative	618,078	979,999	-	-	979,999
G54251-Grant 2023 CCH Healthy Families Illinois	48,970	-	-	-	-
G54252-Grant 2023 CCH IL Family Planning STE	828,304	-	836,734	-	836,734
G54253-Grant 2023 CCH Connect Adolescents to Ed	179,763	-	555,889	-	555,889
G54254-Grant 2023 CCH Primary Care Training & Enhancement	531,107	606,748	-	-	606,748
G54255-Grant 2023 CCH Primary Care Training & Enhancement - #2	615,672	822,406	-	-	822,406
G54256-Grant 2023 DPH Local Health Protection Ste	3,360,728	1,592,477	-	-	1,592,477
G54257-Grant 2023 CCH Opioid IL SOR.STR	1,485,826	826,843	-	-	826,843
G54258-Grant 2023 CCH Comprehensive MAT-Vivitra	1,145,392	279,397	-	-	279,397
G54259-Grant 2023 DPH State Indoor Radon	7,200	-	8,000	-	8,000
G54260-Grant 2023 CCH ANE-SANE	687,810	331,949	-	-	331,949
G54261-Grant 2023 CCH Cook County Offender Re-entry	542,384	142,297	-	-	142,297
G54262-Grant 2023 CCH Acupuncture in the ED	538,659	280,150	-	-	280,150
G54263-Grant 2023 CCH Chicago COVID-19 for External Healthcare Facilities	999,782	-	944,818	-	944,818
G54264-Grant 2023 CCH Transition to Housing	199,715	-	-	-	-
G54265-Grant 2023 CCH IL Family Planning FED	874,624	600,571	-	-	600,571
G54266-Grant 2023 CCH Project REACCH-OUT	627,236	-	704,761	-	704,761
G54268-Grant 2023 CCH XDRO Epidemiology & Lab Capacity	125,328	-	-	-	-
G54270-Grant 2023 CCH Community Health Workers	1,857,139	-	5,368,680	-	5,368,680
G54271-Grant 2023 CCH Adolescent Health	90,240	-	-	-	-
G54272-Grant 2023 CCH Collab to Adv Reach, Equi	121,621	-	-	-	-
G54338-Grant 2023 DPH Safe Drinking Water	19,789	-	14,667	-	14,667
G54339-Grant 2023 DPH Perinatal Hepatitis B	86,866	-	63,250	-	63,250
G54340-Grant 2022 CCH Project REACCH-OUT	981,255	-	-	-	-
G54341-Grant 2022 DPH Overdose Data to Action	362,854	-	-	-	-
G54343-Grant 2023 CCH Comp. Opioid Stim & Sub Abuse Site-based Prog	1,196,550	-	-	-	-
G54344-Grant 2023 CCH Juvenile Justice & Mental Health Collab	629,864	-	-	-	-
G54346-Grant 2022 DPH COVID-19 Contact Tracing for Ext Health Facil	999,564	-	-	-	-
G54362-Grant 2022 DPH Syphilis Prevention Services Among Women	150,000	100,001	-	-	100,001
G54363-Grant 2022 CCH Community Health Workers	3,000,000	-	-	-	-
G54364-Grant 2022 CCH Comp Opi Stim & Sub Abuse Site-based Prg 2	374,747	1,220,355	-	-	1,220,355
G54366-Grant 2022 CCH Machine Learning	198,000	-	-	-	-
G54369-Grant 2022 DPH Body Art	78,563	-	-	-	-
G54370-Grant 2022 DPH Ground Water	18,000	-	-	-	-
G54371-Grant 2022 DPH Lead Poisoning Prevention	654,640	-	-	-	-

GRANTS SUMMARY

Grant Number and Title	FY23 Approved Budget	FY24 Anticipated Carry Over	FY24 Anticipated New Award	County Cash Match	Total Project Amount
G54372-Grant 2022 DPH Vector Surveillance	349,134	-	-	-	-
G54373-Grant 2022 DPH Tanning Inspection	11,200	-	-	-	-
G54388-Grant 2022 CCH NWU Cancer Health Equity Research SPORE	-	-	70,000	-	70,000
G54389-Grant 2021 CCH Chgo Prev & Interv Epicenter II	-	203,907	-	-	203,907
G54396-Grant 2022 CCH ACPM/Reducing Hypertension	-	135,000	-	-	135,000
G54399-Grant 2023 CCH Cermak Disease Control Screening	-	800,000	-	-	800,000
G54402-Grant 2024 DPH Genetics Education & Follow-up	-	-	150,048	-	150,048
G54403-Grant 2024 DPH Public Health Emergency Preparedness	-	-	1,110,360	-	1,110,360
G54404-Grant 2024 DPH Cities Readiness	-	-	207,302	-	207,302
G54405-Grant 2024 DPH High Risk Infants Follow-up FED	-	-	138,253	-	138,253
G54406-Grant 2024 DPH High Risk Infants Follow-up STE	-	-	475,795	-	475,795
G54407-Grant 2024 DPH Local Health Protection STE	-	-	2,380,229	-	2,380,229
G54408-Grant 2024 DPH Ground Water	-	-	17,922	-	17,922
G54409-Grant 2023 DPH Ground Water	-	-	11,873	-	11,873
G54410-Grant 2024 DPH Perinatal Hep-B Prevention	-	-	56,610	-	56,610
G54411-Grant 2024 DPH Lead Poisoning Prevent & Response STE	-	-	577,186	-	577,186
G54413-Grant 2023 DPH Lead Poisoning Prevent & Response STE	-	-	336,831	-	336,831
G54415-Grant 2024 DPH Body Art	-	-	78,562	-	78,562
G54416-Grant 2023 DPH Body Art	-	-	52,377	-	52,377
G54417-Grant 2024 DPH Tanning	-	-	11,151	-	11,151
G54418-Grant 2023 DPH Tanning	-	-	7,548	-	7,548
G54419-Grant 2024 DPH Vector Surveillance	-	-	399,133	-	399,133
G54420-Grant 2023 DPH Vector Surveillance	-	-	285,817	-	285,817
G54421-Grant 2024 DPH Safe Drinking Water	-	-	22,001	-	22,001
G54422-Grant 2024 DPH IL Tobacco Free Communities	-	-	785,273	-	785,273
G54423-Grant 2024 DPH Pre-school Vision & Hearing Screening	-	-	39,900	-	39,900
G54424-Grant 2024 DPH State Indoor Radon Program	-	-	8,000	-	8,000
G54425-Grant 2023 DPH IL Preven Prescription/Opioid Drug Overdose	-	-	126,650	-	126,650
G54426-Grant 2024 DPH IL Preven Prescription/Opioid Drug Overdose	-	-	126,650	-	126,650
G54427-Grant 2024 CCH Breast Feeding Peer Counseling	-	-	32,754	-	32,754
G54428-Grant 2024 CCH WIC	-	-	1,727,739	-	1,727,739
G54429-Grant 2024 CCH Comprehensive MAT-Vivitrol	-	-	372,115	-	372,115
G54430-Grant 2024 CCH Opioid IL SOR.STR	-	-	1,137,431	-	1,137,431
G54431-Grant 2024 CCH ANE-SANE	-	-	718,596	-	718,596
G54432-Grant 2024 CCH ANE - Nurse Practitioner	-	-	1,499,999	-	1,499,999
G54434-Grant 2023 CCH Home Visiting Grant	-	116,317	-	-	116,317

GRANTS SUMMARY

Grant Number and Title	FY23 Approved Budget	FY24 Anticipated Carry Over	FY24 Anticipated New Award	County Cash Match	Total Project Amount
G54435-Grant 2024 CCH Home Visiting Grant	-	-	184,794	-	184,794
G54437-Grant 2023 DPH Overdose Data to Action	-	-	73,550	-	73,550
G54438-Grant 2024 CCH IL Family Planning FED	-	-	400,818	-	400,818
G54439-Grant 2024 CCH IL Family Planning STE	-	-	1,082,019	-	1,082,019
G54441-Grant 2024 CCH COVID-19 Contact Trac for Ext Hlth Facil	-	-	1,003,001	-	1,003,001
G54442-Grant 2024 CCH Acupuncture in the ED	-	-	740,397	-	740,397
G54443-Grant 2024 CCH Community Health Workers	-	-	5,430,406	-	5,430,406
G54444-Grant 2024 CCH Project REACCH-OUT	-	-	792,595	-	792,595
G54445-Grant 2024 CCH Primary Care Training & Enhancement	-	-	638,942	-	638,942
G54446-Grant 2024 CCH Primary Care Training & Enhancement #2	-	-	1,068,246	-	1,068,246
G54447-Grant 2024 CCH WSHEC Healthcare Transformation Collab	-	-	1,377,850	-	1,377,850
G54511-Grant 2024 CCH Flexible Housing Pool	-	-	254,643	-	254,643
G54512-Grant 2024 CCH Healthy Start Initiative	-	-	980,001	-	980,001
G54513-Grant 2024 CCH Genomic Sequencing of Nonculture N Gonorrhea	-	-	254,231	-	254,231
G54514-Grant 2023 New Appro Improv Coronary Revascularization in Pat	-	-	10,000	-	10,000
Total 4020-Cook County Health & Hospital Systems Board	\$ 64,405,203	\$ 34,889,689	\$ 36,716,276	\$ -	\$ 71,605,966
Grand Total	\$ 500,610,722	\$ 233,107,171	\$ 199,317,931	\$ 720,943	\$ 432,425,102

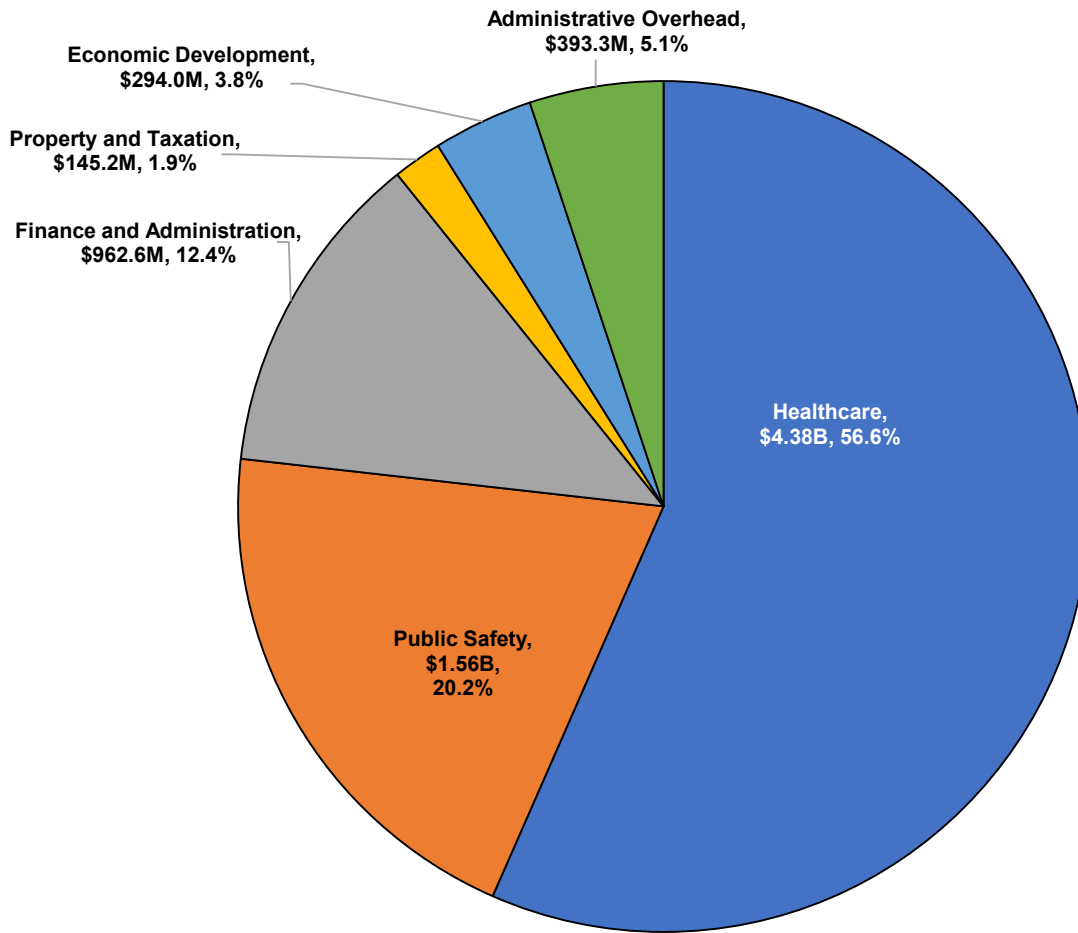




PROPOSED EXPENDITURES

The FY2024 Adopted Budget is \$7.74 billion in proposed operating fund expenditures comprised of \$4.38 billion for Healthcare, \$1.56 billion for Public Safety, \$962.6 million for Finance and Administration, \$145.2 million for Property and Taxation operations, \$294.0 million for Economic Development, and \$393.3 million in Administrative Overhead. These expenditures include Special Purpose Funds and Grants.

**FY2024 Operating Expenditures
\$7.74 billion**

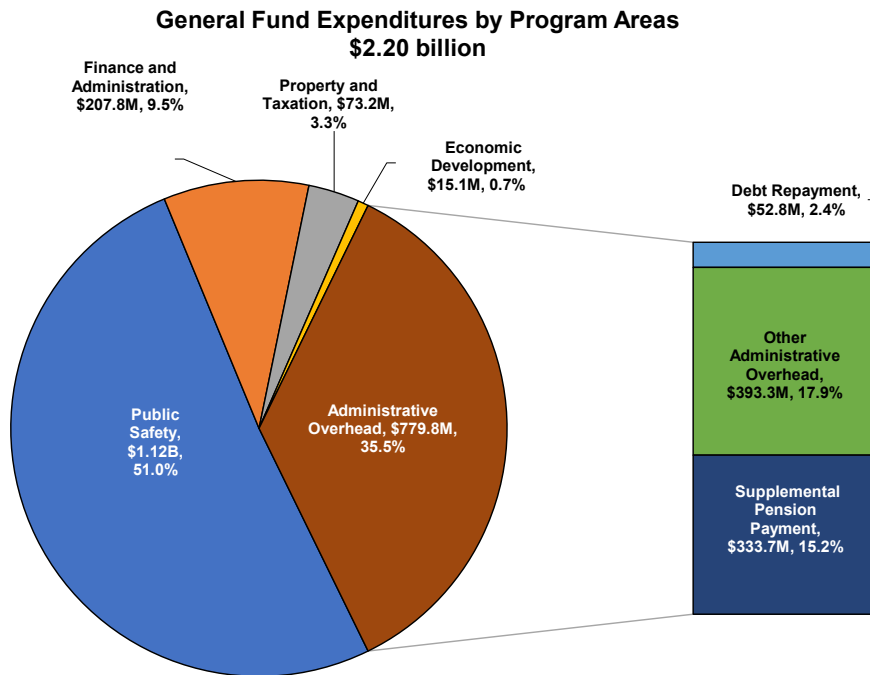


\$7.74 BILLION TOTAL OPERATING EXPENDITURES

- 56.6 percent Healthcare Expenditures
- 20.2 percent Public Safety Expenditures
- 12.4 percent Finance and Administration Expenditures
- 1.9 percent Property and Taxation Expenditures
- 3.8 percent Economic Development Expenditures
- 5.1 percent Administrative Overhead Expenditures

GENERAL FUND — OPERATING EXPENDITURES BY PROGRAM AREAS

The Corporate and Public Safety Funds together make up the County’s General Fund. The adopted General Fund budget of \$2.20 billion represents an increase of \$222.0 million, or 11.2%, from the FY2023 adopted budget. A total of \$1.12 billion, or 51.0%, of the total General Fund expenditures are proposed for the public safety system, an increase of \$56.4 million, or 5.3%, compared to the FY2023 adopted budget. The amount of \$296.1 million, or 13.5%, of the total General Fund expenditures, are allocated among Finance and Administration, Economic Development and Property and Taxation areas. These combined proposed expenditures represent an increase of \$16.0 million, or 5.7%, from FY2023 adopted budget. Administrative Overhead of \$779.8 million is 35.5% of the total proposed expenditures and includes a pension contribution of \$333.7 million from the General Fund, debt repayment of \$52.8 million and other Administrative Overhead of \$393.3 million. In FY2024, the Administrative Overhead expenditures increased by \$149.6 million, or 23.7%, over FY2023 expenditures.



Program Areas	2020	2021	2022	2023	2024
	Adopted	Adopted	Adopted	Adopted	Adopted
Public Safety	1,177,080,510	1,149,341,075	1,221,593,032	1,063,940,996	1,120,324,562
Finance and Administration	153,216,227	154,443,453	167,925,882	194,676,645	207,813,374
Property and Taxation	61,297,033	61,719,864	64,854,778	70,714,490	73,202,725
Economic Development	10,643,199	10,191,636	11,092,716	14,689,400	15,066,708
Administrative Overhead	517,055,059	520,631,637	543,963,076	630,257,386	779,843,620
Total	\$1,919,292,028	\$1,896,327,665	\$2,009,429,485	\$1,974,278,917	\$2,196,250,989

FTEs by Program Areas	2020	2021	2022	2023	2024
	Adopted	Adopted	Adopted	Adopted	Adopted
Public Safety	12,081	11,551	11,882	12,156	12,032
Finance and Administration	1,341	1,326	1,379	1,571	1,622
Property and Taxation	618	591	594	625	644
Economic Development	73	77	79	96	96
Total	14,114	13,546	13,934	14,448	14,395

GENERAL FUND — OPERATIONAL HIGHLIGHTS BY PROGRAM AREAS

PUBLIC SAFETY

Cook County is responsible for the public safety of Cook County's approximately 5.17 million residents. The public safety system makes up 51.0% of the General Fund and is comprised of the Court System, Department of Corrections and Sheriff Operations. The County operates the second largest unified court system in the world, which hears civil, criminal and administrative cases. As part of its public safety system, Cook County also operates a pretrial detention facility for adults at the County jail and for juveniles at the Juvenile Temporary Detention Center (JTDC).

In FY2024, Public Safety adopted expenditures increased by \$56.4 million, or 5.3%, above the FY2023 appropriation. The full-time equivalent (FTE) position count is decreasing by 124 within the General Fund, or 1.0%, year-over-year. The increase in the public safety operating budget is largely due to personnel costs, including a planned 3.5% cost of living adjustment. The year-over-year FTE decreases are primarily driven by the reduction of long-term vacancies and long-term positions in leave of absence status (LOAs). Certain transportation-related expenditures (\$248.4 million) budgeted within public safety offices are allocated to the Transportation Fund, as authorized under Article IX, § II of the Illinois Constitution and in accordance with the [Analysis of the Safe Roads Amendment Expenditures Report](#).

FINANCE & ADMINISTRATION

The Adopted Budget includes 23,364 full time equivalent positions and a FY2024 budget of \$9.26 billion across all funds, including the capital budget. A large organization like Cook County requires sound management in the areas of budgeting, revenue collection, human resources, information technology, purchasing, along with fiscal and policy oversight.

FY2024 expenditures are increasing \$13.1 million, or 6.7%, and FTEs are increasing by 51, or 3.2%, compared to FY2023 within the General Fund. The County continues to make crucial investments modernizing and reshaping government. Major projects include disaster recovery, asset management and enterprise budget planning. Additional FTEs are allocated to BHR to facilitate recruiting and retaining talent across all Cook County agencies, JAC for grant monitoring and reporting requirements and DHRE for investigations. Pursuant to the amended Veteran's Affairs Act effective early FY2023, the County now provides FTEs within the Veteran Assistance Commission (VAC) all benefits available to County employees. The VAC budgeted 11 FTEs in FY2024.

PROPERTY AND TAXATION

Cook County government administers the second largest property taxation system in the United States on behalf of its 2,200 underlying local taxing jurisdictions. This includes more than 1.8 million parcels of real estate. Key functions of the system are assessment, appeals, billing and tax collection. The FY2024 adopted budget for Property and Taxation offices is \$73.2 million, a 3.5% increase from FY2023, with an FTE increase of 19.

Investments in technology are designed to increase collaboration and process improvement, most notably through an integrated property tax system that is underway and will continue over a multi-year implementation in FY2024. The Treasurer's Office will continue to focus on taxpayer convenience through proactive outreach to ensure duplicate payments and missing senior exemptions are discovered in a timely fashion. The Assessor's Office will focus on reassessment of the City of Chicago with an emphasis on improved data collection from multi-unit buildings and modernizing its permit collection processes. The Board of Review will continue to utilize technological advancements to enhance the data exchange and facilitate the reconcil-

iation of records between taxing bodies as well as increase data accessibility and transparency, provide a user-friendly experience and defend Property Tax Appeal Board cases. The County Clerk continues to replace antiquated cashiering, accounting and recording systems. It is also working to create workflow efficiencies, reduce revenue slippage and increase cybersecurity tools, including electronic signatures to reduce and limit the need to visit the office.

ECONOMIC DEVELOPMENT

Cook County strives to foster economic and job growth through regional collaboration along with workforce and community development by strategically leveraging federal, state and local resources. In FY2024, expenditures associated with the Bureau of Economic Development within the General Fund represent a small increase of \$0.4 million, or 2.6%, above the FY2023 appropriation. The Bureau of Economic Development will continue to focus on programs and initiatives geared toward the County's COVID-19 Economic Recovery Plan and much of this work will continue to be funded through the County's ARPA allocation as well as the Equity Fund.

ADMINISTRATIVE OVERHEAD

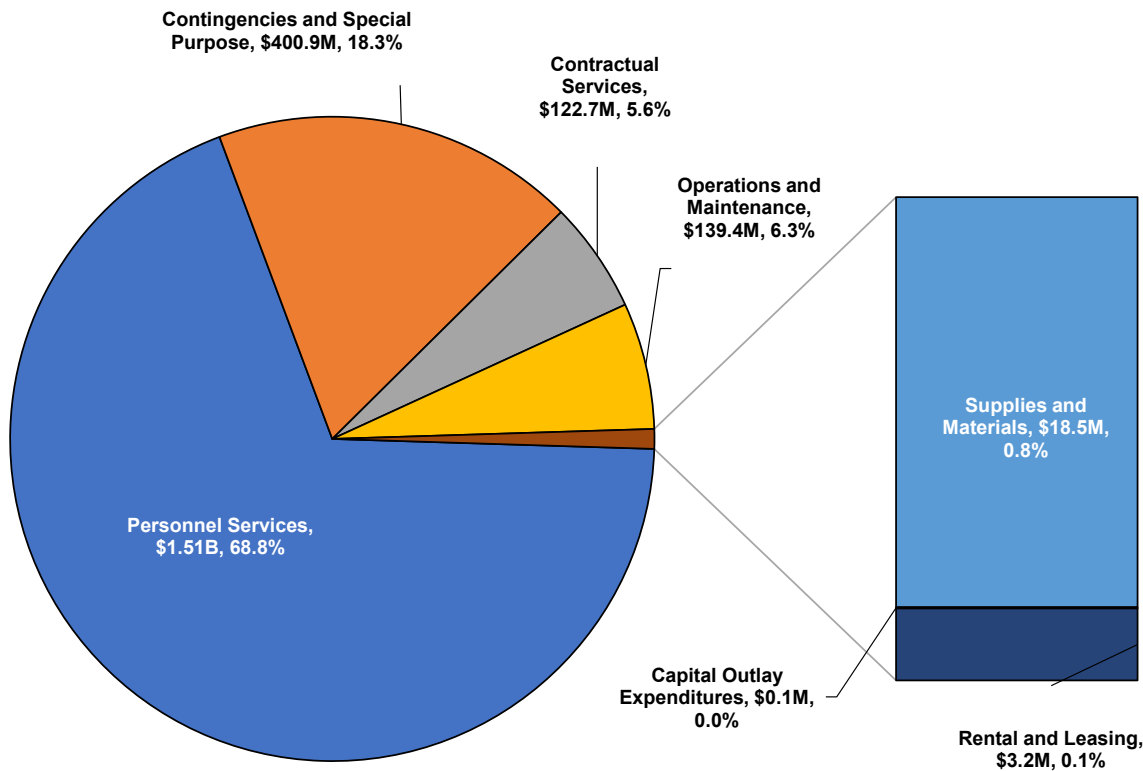
Administrative Overhead is defined as any fixed expense that recurs on a regular basis. The term refers to the grouping of expenses which are necessary to the continued functioning of an operation but cannot be immediately associated with the products or services being offered by a specific office. This includes various technology costs, payments for utilities, expenses related to debt service and other Countywide costs.

FY2024 proposed total Administrative Overhead increases by \$150.0 million dollars, or 23.7%, compared to the FY2023 appropriation due to additional budgeting for new arrivals and appropriation transfers to the Equity Fund, Land Bank Authority, Pension Annuity and Benefit Fund, Infrastructure and Equipment Fund, and the newly created Disaster Response and Recovery Fund. The County's overall debt service costs remain manageable and in line with its policy goal of ensuring it doesn't increase by more than 2% year over year, which is based on the long-term inflationary target of the Federal Reserve Bank.

GENERAL FUND — OPERATING EXPENDITURES BY TYPE

The FY2024 General Fund Adopted Budget for expenditures is \$2.20 billion. This includes \$333.7 million to address outstanding unfunded pension liabilities in the County Employees' Annuity and Benefit Fund (the "Pension Fund") as part of continued efforts to ensure fully funded pensions. This payment will be transferred to the Pension Fund pursuant to Public Act 103-0529 requiring the County to make contributions putting it on a path to full funding as well as a separate intergovernmental agreement for retiree healthcare contributions. Net of the additional pension payment, the operating expenditures of the General Fund are \$1.86 billion, with personnel expenses budgeted at \$1.51 billion or 68.8% and the non-personnel expenses at \$351.1 million or 16.0%.

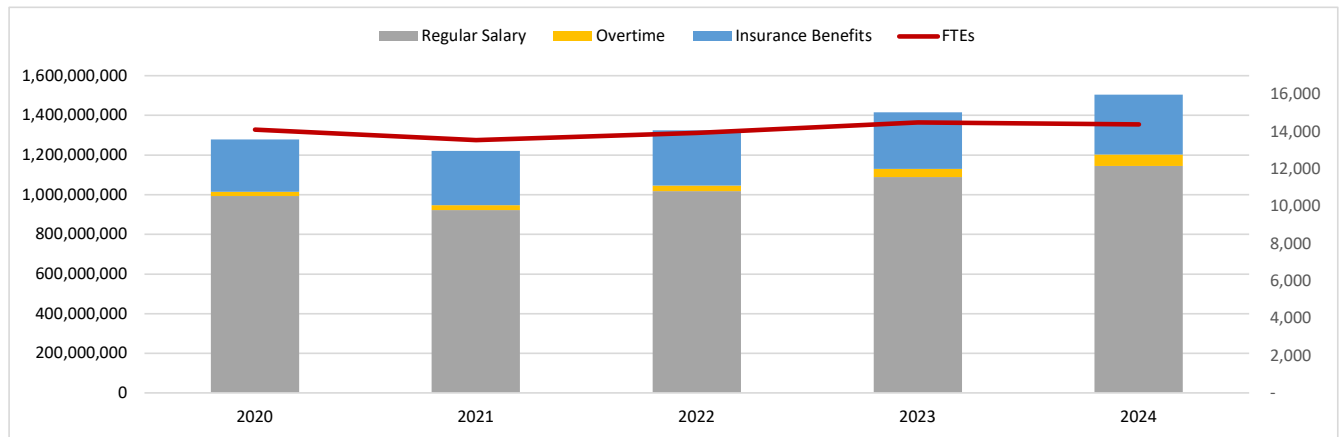
**General Fund Expenditures by Type
\$2.20 Billion**



Personnel Expenditures	2020 Adopted	2021 Adopted	2022 Adopted	2023 Adopted	2024 Adopted
Personal Services	1,284,742,752	1,228,432,312	1,332,931,362	1,423,979,916	1,511,478,476
Contractual Service	101,524,305	136,725,446	114,607,282	126,161,729	122,706,133
Supplies and Materials	13,129,943	14,769,144	15,138,445	17,557,168	18,459,145
Operations and Maintenance	99,605,976	106,883,338	119,575,066	137,151,522	139,398,607
Rental and Leasing	2,851,867	3,788,525	3,228,913	3,341,961	3,242,695
Capital Outlay Expenditures	8,422,365	2,426,327	2,366,327	2,316,327	50,000
Contingencies and Special Purpose	409,014,820	403,302,573	421,582,090	263,770,293	400,915,933
Total	\$1,919,292,028	\$1,896,327,665	\$2,009,429,485	\$1,974,278,917	\$2,196,250,989

PERSONNEL SERVICES

Budgeted at \$1.51 billion, personnel expenses show a \$87.5 million or 6.1% increase in the General Fund, primarily due to a 3.5% cost of living adjustment despite a reduction in FTEs of 53. Personnel expenses are comprised of 75.7% salary and wages, 3.9% overtime compensation, 19.9% employee health benefits, and 0.5% other personnel expenditures, such as training and transportation expenses. The FY2024 regular salary account is increasing by \$55.2 million, or 5.1%, and insurance costs are increasing by \$16.0 million, or 5.6%, compared to FY2023. Additional information on employee benefits can be found in the Self-Insurance Fund Section.



Personnel Expenditures	2020 Adopted	2021 Adopted	2022 Adopted	2023 Adopted	2024 Adopted
Regular Salary	993,607,432	922,943,348	1,017,831,779	1,089,526,527	1,144,725,186
Overtime	20,841,744	22,985,813	28,037,909	40,212,693	58,331,050
Insurance Benefits	263,701,597	275,270,917	278,357,305	284,983,199	300,987,903
Other	6,591,978	7,232,234	8,704,369	9,257,497	7,434,337
Total	\$1,284,742,752	\$1,228,432,312	\$1,332,931,362	\$1,423,979,916	\$1,511,478,475
FTEs	14,114	13,546	13,934	14,448	14,395

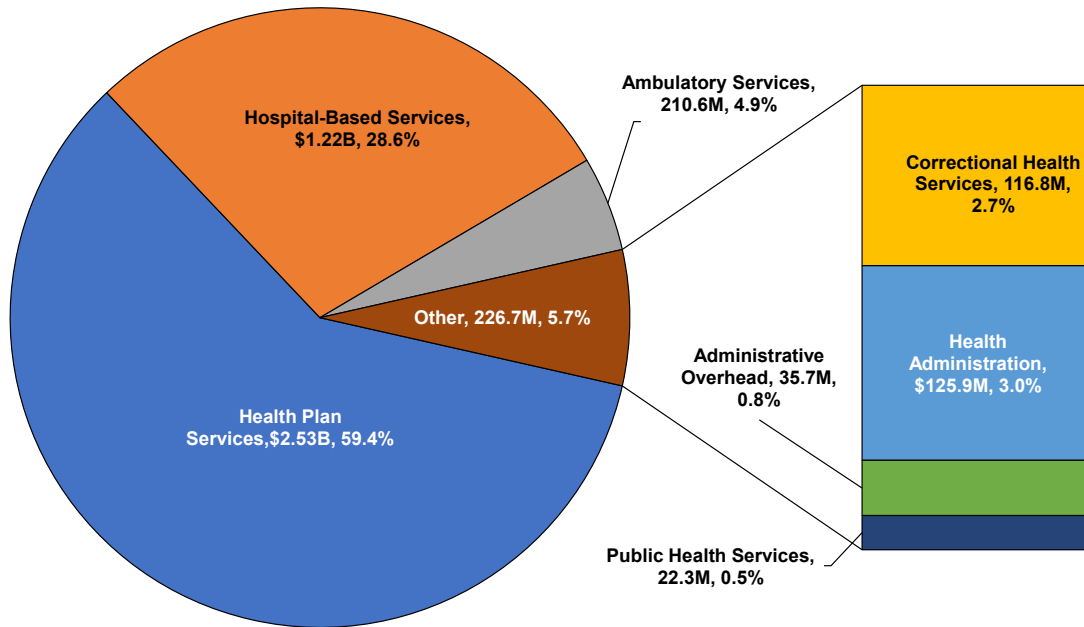
NON-PERSONNEL SERVICES

In FY2024, Cook County is appropriating \$351.1 million for its non-personnel spending such as contractual services, operations and maintenance, supplies and materials, rental and leasing, capital outlay expenditures, and other contingency expenses. A majority of the non-personnel fund is allocated to support various Special Purpose Funds. These Special Purpose Funds include the Land Bank Authority to subsidize its operating expenses (\$11.9 million), Equity Fund to support various initiatives recommended by the Equity Taskforce (\$16.6 million), Infrastructure and Equipment Fund to fund state-mandated body cameras for law enforcement (\$9.1 million), Pension Annuity and Benefit Fund to update how the Fund finances its statutory pension payment (\$99.8 million), and the newly created Disaster Response and Recovery Fund (\$100.0 million). The FY2024 non-personnel budget is 47.1% larger than FY2023 due to these contributions. The County also appropriates \$333.7 million for required pension contributions in addition to the payment budgeted in the Annuity and Benefit Fund.

HEALTH ENTERPRISE FUND — OPERATING EXPENDITURES BY PROGRAM AREAS

The Health Enterprise Fund supports Cook County's healthcare functions. The FY2024 Health Enterprise Fund appropriation is \$4.26 billion, an increase of \$264.4 million from FY2023. This is largely due to an increase in personnel services led by the implementation of a 3.5% cost-of-living adjustment and an increase in contractual labor.

Health Enterprise Fund By Program Areas
\$4.26 billion



Program Areas	2020 Adopted	2021 Adopted	2022 Adopted	2023 Adopted	2024 Adopted
Health Plan Services	1,800,366,723	2,229,638,357	2,601,756,444	2,650,936,266	2,527,840,128
Hospital-Based Services	727,430,328	836,932,440	884,138,888	934,085,148	1,217,139,495
Correctional Health Services	88,722,327	104,464,484	105,989,253	101,258,434	116,848,412
Health Administration	44,141,163	50,441,051	53,567,120	85,892,359	125,923,427
Ambulatory Services	113,793,689	108,351,103	157,256,819	159,728,768	210,630,260
Public Health Services	10,234,781	16,907,639	17,821,440	20,461,383	22,266,880
Administrative Overhead	39,307,330	40,648,081	37,995,811	39,565,580	35,650,267
Total	\$2,823,996,341	\$3,387,383,155	\$3,858,525,775	\$3,991,927,938	\$4,256,298,868

Program Areas	2020 Adopted	2021 Adopted	2022 Adopted	2023 Adopted	2024 Adopted
Health Plan Services	407	344	441	444	433
Hospital-Based Services	4,590	4,871	4,975	4,853	4,634
Correctional Health Services	637	727	718	718	661
Health Administration	328	317	375	469	556
Ambulatory Services	521	416	952	977	919
Public Health Services	118	128	129	173	123
Total	6,601	6,802	7,590	7,634	7,326

HEALTH ENTERPRISE FUND — OPERATIONAL HIGHLIGHTS BY PROGRAM AREAS

HEALTH PLAN SERVICES

Health Plan Services contain CountyCare, which is a Medicaid health plan providing benefits to enrolled members resulting from the expansion of Medicaid under the Affordable Care Act. CountyCare membership is a major cost driver for medical claims and administrative expenses. FY2023 membership was over 450,000 due to the suspension of re-determination by the State of Illinois in response to the COVID-19 pandemic. In FY2024, the monthly average membership level is expected to go down to approximately 364,000 due to the resumption of the re-determination process. CountyCare continues its work to retain and increase CountyCare membership, including assisting members to maintain Medicaid eligibility.

In FY2024, the County is implementing a new approach to account for domestic claims paid to CCH for CountyCare members receiving care at CCH facilities. While the domestic claims continue to be budgeted as claim expenses within the Health Plan Services, such costs will be offset in another account, leading to the FY2024 HPS appropriation being \$123.1 million less than FY2023.

HOSPITAL-BASED SERVICES

Stroger and Provident Hospitals serve over 300,000 patients annually. In FY2024, Stroger Hospital will continue to expand its scope of clinical services. At Provident Hospital, CCH will re-establish Neurology and Stroke Center services, physical and occupational therapy, speech services, and expand GI and Women's services. CCH will also continue to work with CountyCare members to increase utilization of Stroger and Provident Hospitals.

The FY2024 budget for Stroger and Provident Hospitals is \$1.22 billion, an increase of \$283.1 million over the FY2023 appropriation. This increase is largely attributable to a growth in the contractual labor budget caused by the compressed job market and continued national trend of delayed hiring. These two hospitals have an adopted FTE count of 4,634 FTE in FY2024 which is a 219 FTE reduction compared to FY2023.

CORRECTIONAL HEALTH SERVICES

CCH also provides correctional health services via Cermak Health Services and Juvenile Temporary Detention Center (JTDC) Health. Cermak Health Services provides healthcare for detainees at the Cook County Department of Corrections and JTDC Health provides healthcare for juveniles housed within the JTDC. Correctional Health's budget for FY2024 totals \$116.8 million, which is a \$15.6 million increase over FY2023. The increase is largely due to rising personnel expenditures and an increase in its contractual labor budget.

HEALTH SYSTEM ADMINISTRATION

The FY2024 adopted appropriation provides organizational changes within CCH's Health System Administration and the establishment of a position control program to assist organizational goals relative to vacancies. The Health System Administration's budget request of \$125.9 million includes salaries and benefits costs for 556 FTEs and an increased contractual services budget. The increased contractual services are attributed to increased contract costs. The FY2024 budget also includes \$1.8 million for the internship opportunities for the talented youth and the nursing scholarships at the Provident Hospital.

AMBULATORY HEALTH SERVICES

CCH's Ambulatory and Community Health Network (ACHN) consists of a network of 12 community health centers that coordinate primary and specialty outpatient care in community and hospital outpatient settings. The network emphasizes primary and preventative care and provides specialty outpatient and diagnostic services for persons of all ages. ACHN's budget of \$180.5 million is a \$50.9 million increase over FY2023. The adopted budget supports increased need for security, behavioral health, registry services and costs including asylum seekers healthcare estimates. The increase also includes salaries and benefits costs for 849 FTEs.

The CORE Center coordinates care for the prevention, care and research of HIV/AIDS and other infectious diseases. The budget for the CORE Center totals \$30.1 million.

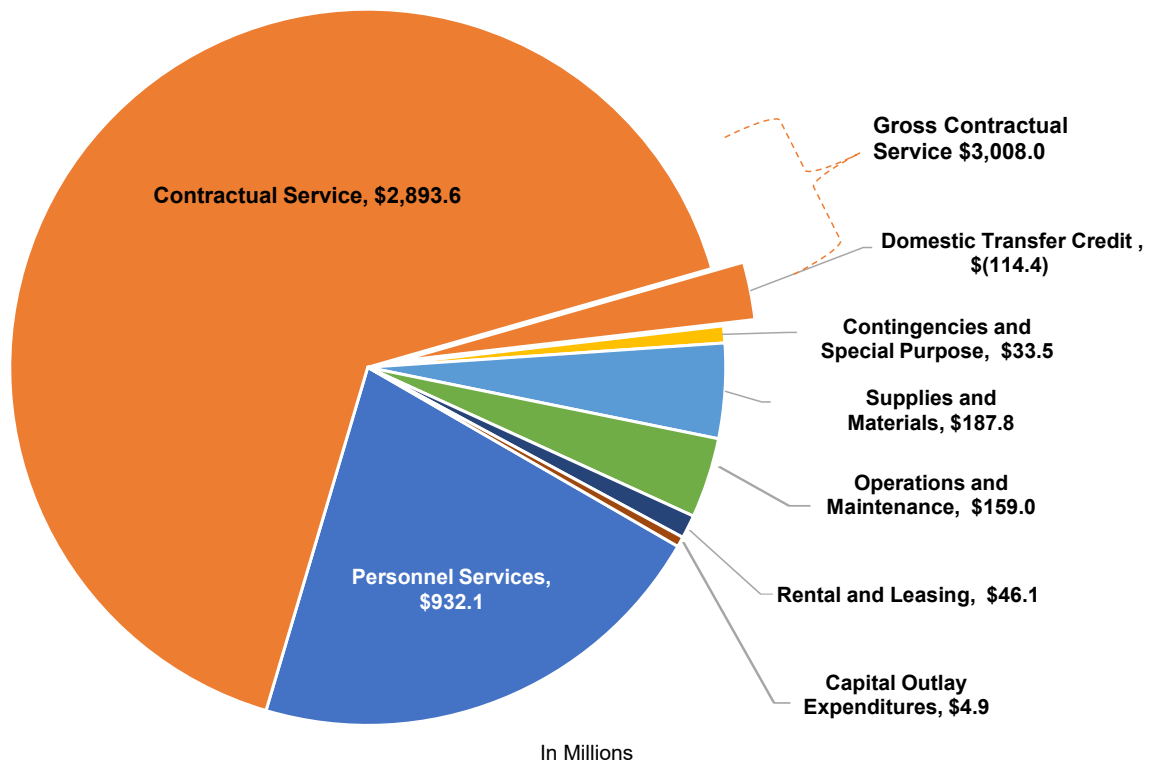
PUBLIC HEALTH SERVICES

Cook County Department of Public Health (CCDPH) serves 2.5 million residents in 124 municipalities and serves the public health needs of its jurisdiction through effective and efficient disease prevention and health promotion programs. CCDPH's adopted budget is \$22.3 million and supports salaries and benefits for 123 FTEs.

HEALTH ENTERPRISE FUND – OPERATIONAL EXPENDITURES BY TYPE

The FY2024 adopted budget of the Health Enterprise Fund is \$4.26 billion. The \$264.4 million increase in the fund’s expenditures is primarily due to rising personnel expenses and an increase in contractual labor. The adopted budget includes contractual services costs of \$3.01 billion and personnel services costs of \$931.1 million, making up 92.5% of the Health Enterprise Fund budget. Supplies and materials, operations and maintenance, rental and leasing services, capital outlay and contingency expenditures make up the balance at 7.5% or \$431.6 million. To achieve greater financial transparency, the adopted budget clearly reflects expenses for domestic transfers – claim expenses paid for CountyCare members receiving healthcare at the CCH facilities. Such domestic claim expenses are reflected as credits in a new account and are expected to be \$114.4 million for FY2024.

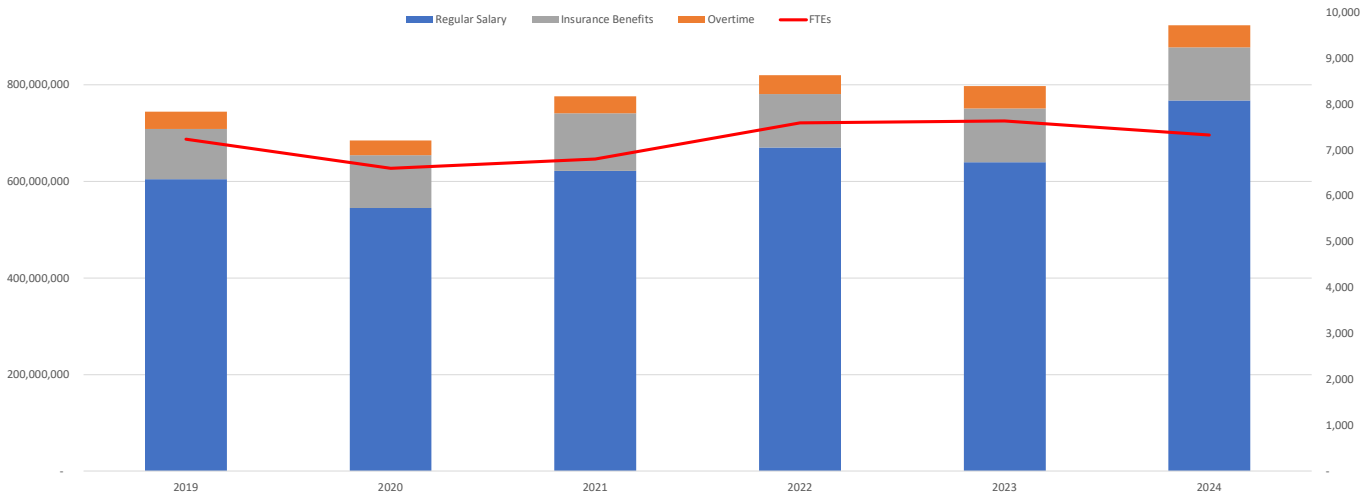
Health Enterprise Fund Expenditures by Type



Expenditures	2020 Adopted	2021 Adopted	2022 Adopted	2023 Adopted	2024 Adopted
Personnel Services	688,201,530	779,831,580	838,352,016	802,174,858	931,101,857
Contractual Service	1,843,733,916	2,310,637,874	2,720,737,299	2,834,954,090	3,007,961,534
<i>Domestic Transfer Credit</i>	-	-	-	-	(114,358,276.00)
Net Contractual Services	1,843,733,916	2,310,637,874	2,720,737,299	2,834,954,090	2,893,603,258
Supplies and Materials	131,070,747	135,480,331	148,721,948	166,813,700	187,826,595
Operations and Maintenance	99,695,570	107,169,453	109,225,122	118,950,082	159,008,056
Rental and Leasing	28,049,952	36,137,114	33,760,298	43,743,791	46,136,513
Capital Outlay Expenditures	193,200	-	249,572	5,256,667	4,900,000
Contingencies and Special Purpose	33,051,426	18,126,803	7,479,520	20,034,750	33,722,589
Total	\$2,823,996,341	\$3,387,383,155	\$3,858,525,775	\$3,991,927,938	\$4,256,298,868

PERSONNEL SERVICES

The Health Enterprise Fund's adopted personnel expenditures represent \$931.1 million, a 16.1% increase from FY2023. The increase is driven by natural progressions in salary and retroactive adjustments in salary and wages.



Personnel Expenditures	2020 Adopted	2021 Adopted	2022 Adopted	2023 Adopted	2024 Adopted
Regular Salary	545,229,922	621,643,466	682,327,257	640,077,729	767,753,059
Overtime	30,492,431	34,977,176	39,116,852	46,170,546	45,717,316
Insurance Benefits	108,816,645	119,667,297	112,895,038	110,732,983	109,780,050
Other Benefits	3,662,531	3,543,642	4,012,869	5,193,600	7,851,431
Total	\$688,201,530	\$779,831,580	\$838,352,016	\$802,174,858	\$931,101,857
FTEs	6,601	6,802	7,590	7,634	7,326

NON-PERSONNEL SERVICES

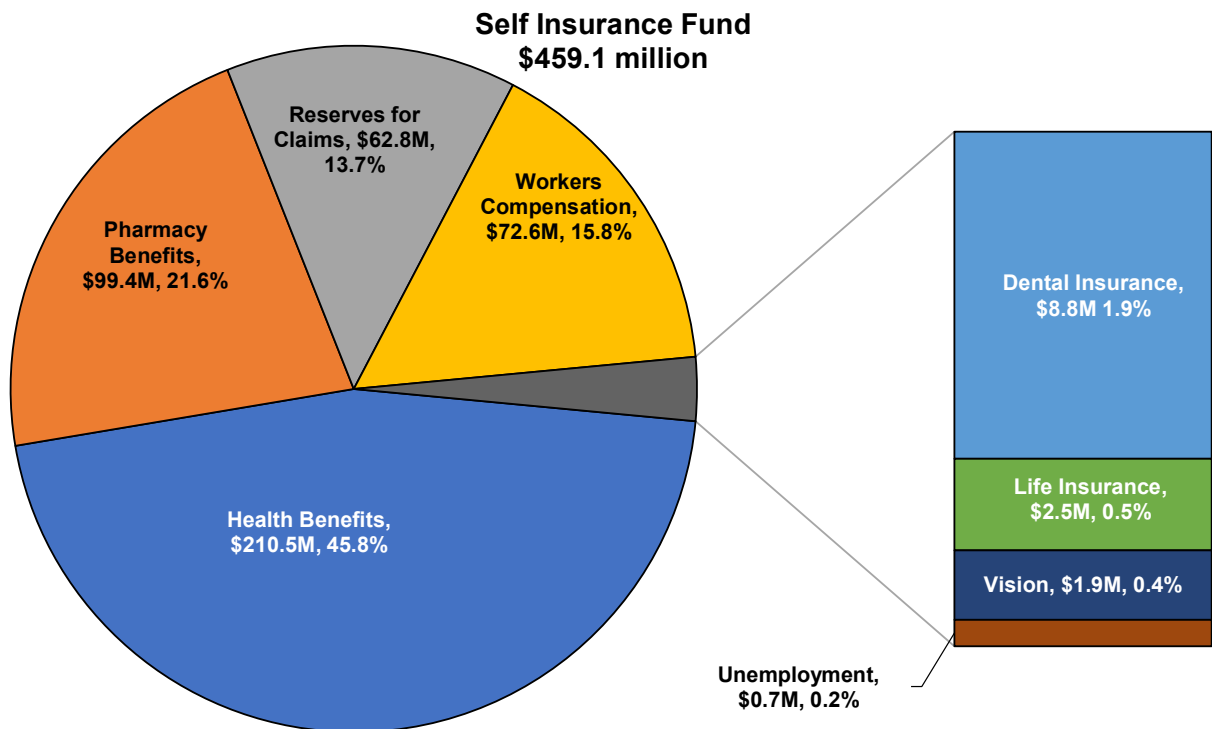
The FY2024 adopted non-personnel budget is \$3.33 billion, \$3.01 billion (90.5%) of which is allocated for contractual services such as CountyCare claim expenses and contractual labor which accounts for 90.0% of the contractual budget. Other non-personnel budget line items, excluding domestic transfer credits, represents \$431.6 million and funds the increased need for supplies and maintenance costs as well as healthcare estimates for new arrivals.

OTHER MAJOR FUNDS

SELF-INSURANCE FUND

The County administers a self-insurance program for employee health insurance, life insurance, unemployment compensation, workers compensation and liability related claims and expenses arising from operations subject to certain stop-loss provisions. The purpose of the Self-Insurance Fund is to insulate departments from these inherently volatile expenses while pooling the County’s risk into a central fund. The below chart shows the distribution of expenses by risk type in the Self-Insurance Fund. Nominally, the cost of Group Health insurance is the largest amount but Reserves for Claims represents the greatest potential risk.

The overall cost of employee and dependent health benefits coverage in FY2024 is expected to decrease below the FY2023 appropriation by 1.5%, largely driven by changes in health costs, utilization and employee plan selections. Cook County has seen an ongoing shift from HMO enrollment to the more costly PPO plan. However, the overall number of covered employees has dropped approximately 2,000 since FY2021. Reserves for Claims within the Self-Insurance Fund are expected to decrease by \$45.7 million in FY2024.



CAPITAL PROJECTS FUND

Capital Projects Fund expenditures are used to fund construction and upgrade costs for County facilities, Highway and Transportation infrastructure projects and capital equipment. Details are available in the Capital Improvement Programs section.

ANNUITY AND BENEFIT FUND

The County Employees’ and Officers’ Annuity and Benefit Fund (Pension Fund) is a single defined benefit, single employer pension and OPEB plan established by Articles 9 and 10 of the Illinois Pension Code (40 ILCS 5/Art. 9 and 40 ILCS 5/Art. 10). The proposed FY2024 statutory contribution to the plan is \$205.2 million. This includes a \$99.8 million transfer from the General Fund to provide a payment to the Pension Fund in place of the Personal Property Replacement Tax due to a projected shortfall. An additional \$333.7 million is appropriated in the budget as a transfer from the General Fund to fund the contribution required in Public Act 103-0529, as well as annuitant healthcare contributions.

Adopted for FY 2024

County Contributions for	
Salary Deductions	131,007,071
Refund Repayments	2,295,608
Former Service Payments	637,291
Military Service	-
Optional Deductions	70,053
Optional Payments	-
Sick Time	-
1 Yr. ODCX	-
Tier 2 - Salary Deduction Shortage Payments	-
Deductions in lieu of disability	2,283,287
Total Contribution For levy	\$136,293,310
Levy Factor	1.54
Gross Tax Levy	\$209,891,698
Add: Compensation Annuity Per Section 5/9-147	\$0
Less: Federal Grants	(\$4,720,315)
Net Tax Levy	\$205,171,383

DEBT SERVICE FUND

The County’s Debt Service Fund is utilized for General Obligation debt service payments. General Obligation debt service is paid from the levy of ad valorem taxes upon all the taxable property in the County. Debt service for Sales Tax Revenue Bonds is paid by making monthly deposits to a Trustee from Sales Tax revenue received by the County. In FY2024, the Fund is proposed to receive revenues from Property Taxes of \$259.6 million and transfers of \$52.8 million, all of which will go toward paying Debt Service. As of November 30, 2023, the total outstanding General Obligation debt is \$2.1 billion and Sales Tax debt is \$690.6 million. The County’s General Obligation bond ratings are A1, A+, and AA- from Moody’s, S&P, and Fitch, all investment grade respectively. The Sales Tax bonds are rated AA- by S&P and AAA by Kroll.

NON-MAJOR FUNDS

SPECIAL PURPOSE FUNDS

In addition to the General Fund, the County's FY2024 Adopted Budget includes the budgets for non-major County funds. Special Purpose Funds are established for a specific and dedicated purpose and are intended to be self-balancing. Total adopted FY2024 expenditures in Special Purpose Funds are increasing by \$145.9 million compared to FY2023. This increase is largely due to the increases in the Opioid Remediation and Abatement Fund, Equity Fund, Infrastructure and Equipment Fund and Motor Fuel Tax Fund.

The revenue collected in the Transportation Fund will offset transportation-related expenditures authorized under the Safe Roads Amendment. With more transportation-related expenditures in the FY2024 Adopted Budget than revenues anticipated to be collected in the Transportation Fund to offset such costs, the County has allocated a percentage of such transportation-related expenditures to the Transportation Fund from the Public Safety Fund based on the cost allocation methodology set forth in the [Analysis of the Safe Roads Amendment Expenditures Report](#).

The Adopted Budget includes \$256.3 million in the ARPA Fund to support multi-year community initiatives focused on stimulating recovery within the County's economic region after the COVID-19 pandemic as well as targeted one-time or short-term operational projects within County government. JAC will also continue providing much-needed assistance to Cook County violence prevention efforts through a \$20 million IDHS grant.

Cook County established the Infrastructure and Equipment Fund in FY2023 to reduce borrowing costs related to capital projects and infrastructure. The adopted FY2024 budget of \$30.0 million for this fund supports capital equipment projects with a shorter useful of life, reducing debt obligations, and State-mandated body cameras for the Sheriff's law enforcement personnel.

ELECTION FUND

In FY2024, the Election Fund expense budget is proposed to increase by \$33.7 million dollars compared to FY2023. This increase is driven by the County Clerk and the Board of Election Commissioners administering elections for the President of the United States, United States House of Representatives, Illinois Senate, Illinois House of Representatives, Illinois Supreme Court and Illinois intermediate appellate courts as well as local elections in FY2024.

GRANT FUNDS

The County receives grant funds from Federal, State and private agencies for a variety of direct and indirect services provided under various program areas. In FY2024, grant funding is expected to decrease by \$68.2 million compared to FY2023. This reduction is generally associated with the sunseting of certain pandemic response grant programs provided by the federal government. In particular, the COVID-19 disaster declaration came to an end on May 11, 2023. FEMA relief funding will substantially reduce in FY2024 and be focused on administrative closeout costs. Additional details can be found in the Revenue section of the Budget Book.

The following tables reflect the Five-Year Summary of Appropriations and FTEs for each Non-Major Fund:

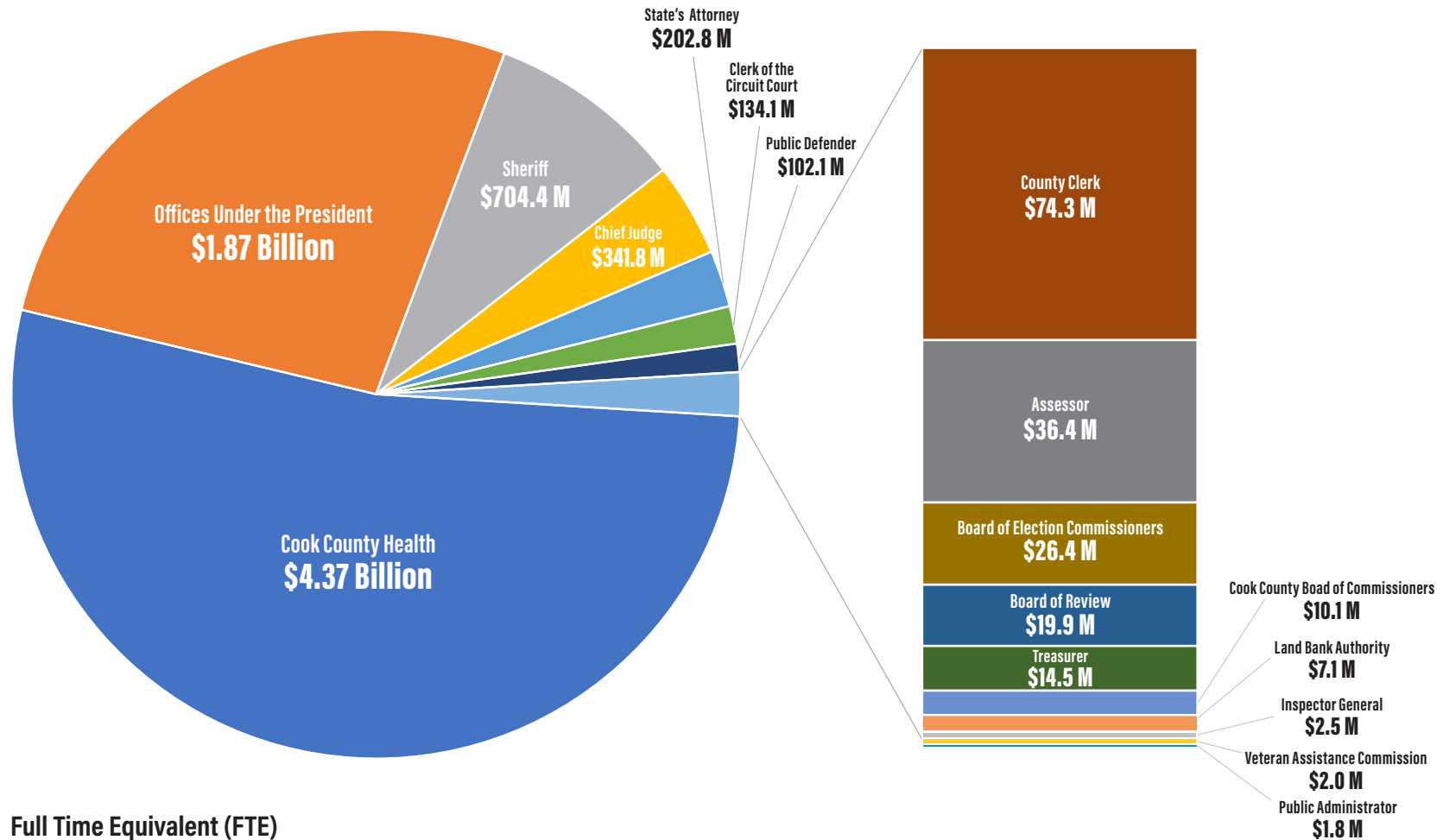
	2020	2021	2022	2023	2024
	Adopted	Adopted	Adopted	Adopted	Adopted
Special Purpose Funds	316,728,945	445,651,682	950,177,487	1,474,632,653	1,620,507,852
Election Fund	51,747,359	29,840,858	60,411,563	30,605,188	64,303,928
Grants	256,639,152	364,942,358	434,148,526	500,610,722	432,425,102
Total	\$625,115,457	\$840,434,898	\$1,444,737,576	\$2,005,848,564	\$2,117,236,882

FTEs	2020	2021	2022	2023	2024
	Adopted	Adopted	Adopted	Adopted	Adopted
Special Purpose Funds	813	774	1,014	971	1,039
Election Fund	121	126	121	117	115
Grants	424	629	879	591	489
Total	1,358	1,529	2,015	1,678	1,644

SUMMARY OF APPROPRIATIONS AND FTES BY FUNDS

	2022 Appropriation	2023 Appropriation	2024 Appropriation	2024/2023 Change
<u>General Fund</u>				
Budget	2,009,429,485	1,974,278,917	2,196,250,989	221,972,072
Positions (FTE)	13,933.6	14,448.1	14,394.7	(53.4)
<u>Health Enterprise Fund</u>				
Budget	3,858,525,775	3,991,927,938	4,256,298,868	264,370,930
Positions (FTE)	7,589.8	7,634.0	7,326.0	(308.0)
<u>Election Fund</u>				
Budget	60,411,563	30,605,188	64,303,928	33,698,740
Positions (FTE)	121.0	117.0	115.0	(2.0)
Subtotal Budget	\$5,928,366,823	\$5,996,812,043	\$6,516,853,785	\$520,041,742
Sutotal FTE	21,644.4	22,199.1	21,835.7	(363.4)
<u>Special Purpose Fund</u>				
Budget	1,408,357,827	1,931,549,708	1,985,531,983	53,982,274
Positions (FTE)	1,014.5	970.7	1,039.4	68.7
<u>Grants</u>				
Budget	434,148,526	500,610,722	432,425,102	(68,185,621)
Positions (FTE)	879.5	590.6	489.2	(101.4)
Total Operating	\$7,770,873,175	\$8,428,972,474	\$8,934,810,870	\$505,838,396
Total Positions (FTE)	23,538.4	23,760.4	23,364.3	(396.1)
<u>Capital Improvement</u>				
Budget	343,235,005	364,036,625	326,947,585	-
Total Budget	\$8,114,108,180	\$8,793,009,099	\$9,261,758,455	\$505,838,396
Total Positions (FTE)	23,538	23,760	23,364	(396)

2024 COOK COUNTY FINAL APPROPRIATION BILL BY OFFICE



Full Time Equivalent (FTE)

Cook County Health	7,692	Public Defender	831	Public Administrator	15
Sheriff	5,744	Assessor	296	Board of Election Commissioners	4
Chief Judge	3,033	County Clerk	349	Inspector General	19
Offices Under the President*	2,142	Treasurer	76	Land Bank Authority	18
Clerk of the Circuit Court	1,428	Board of Review	167	Veterans Assistance Commission	11
States Attorney	1,442	Cook County Board of Commissioners	97		

*The following bureaus and their departments fall under the President's Budget Appropriations:
Offices Under The President: Office of the President, Justice Advisory Council
Bureau of Administration: Office of the Chief Administrative Officer, Environment and Sustainability, Medical Examiner, Department of Emergency Management and Regional Security, Department of Transportation and Highways, MFT Illinois First (1st), Township Roads, Animal and Rabies Control, County Law Library, Environmental Control Solid Waste Fee
Bureau of Finance: Office of the Chief Financial Officer, Revenue, Risk Management, Budget and Management Services, County Comptroller, Contract Compliance, Chief Procurement Officer, Self-Insurance Fund, Annuities and Benefits, Bond and Interest Fund
Bureau of Human Resources: Department of Human Resources, Department of Labor Relations, Employee Appeals Board
Bureau of Technology: Enterprise Technology, Enterprise Resource Planning, Geographic Information Systems
County Auditor
Department of Administrative Hearings
Department of Human Rights and Ethics
Bureau of Economic Development: Office of Economic Development, Planning of Development, Building and Zoning, Zoning Board of Appeals
Bureau of Asset Management: Asset Management, Facilities Management

SUMMARY OF APPROPRIATIONS AND EXP BY FUND

Funds	FY 2020 Expenditures	FY 2020 Appropriations	FY 2021 Expenditures	FY 2021 Appropriations	FY 2022 Expenditures	FY 2022 Appropriations	FY 2023 Expenditures	FY 2023 Appropriations	FY 2024 Appropriations	Difference FY24 - FY23
General Fund										
Corporate Fund	519,459,325	582,145,035	575,237,520	602,672,872	579,643,094	642,206,220	641,762,172	743,552,175	916,988,665	173,436,489
Public Safety Fund	1,093,430,400	1,337,146,993	1,276,255,772	1,293,654,793	1,322,319,884	1,367,223,265	1,247,629,399	1,230,726,742	1,279,262,324	48,535,582
Total General Fund	\$1,612,889,725	\$1,919,292,028	\$1,851,493,292	\$1,896,327,665	\$1,901,962,978	\$2,009,429,485	\$1,889,391,570	\$1,974,278,917	\$2,196,250,989	\$221,972,072
Health Enterprise Fund	3,222,198,233	2,823,996,341	3,743,977,755	3,387,383,155	4,299,768,367	3,858,525,775	4,914,655,320	3,991,927,938	4,256,298,868	264,370,930
Total General and Enterprise	\$4,835,087,958	\$4,743,288,369	\$5,595,471,046	\$5,283,710,820	\$6,201,731,345	\$5,867,955,260	\$6,804,046,890	\$5,966,206,855	\$6,452,549,857	\$486,343,002
Special Purpose and Election Funds										
Election Fund	51,293,152	51,747,359	23,353,179	29,840,858	51,713,074	60,411,563	25,936,012	30,605,188	64,303,928	33,698,740
Special Purpose Funds	911,695,048	777,608,210	320,797,463	909,495,933	393,874,629	1,408,357,827	635,059,304	1,931,549,708	1,985,531,983	53,982,274
Total Special Purpose and Election Funds	\$962,988,200	\$829,355,568	\$344,150,642	\$939,336,791	\$445,587,703	\$1,468,769,390	\$660,995,316	\$1,962,154,896	\$2,049,835,911	\$87,681,015
Restricted	138,560,481	256,639,152	285,831,179	364,942,358	240,303,388	434,148,526	133,979,283	500,610,722	432,425,102	(68,185,621)
Total Operating Fund	\$5,936,636,639	\$5,829,283,089	\$6,225,452,867	\$6,587,989,969	\$6,887,622,436	\$7,770,873,175	\$7,599,021,489	\$8,428,972,474	\$8,934,810,870	\$505,838,396
Capital Fund	105,243,473	369,958,649	98,131,723	350,655,597	93,380,356	343,235,005	113,626,888	364,036,625	326,947,585	(37,089,040)
Grand Total	\$6,041,880,112	\$6,199,241,738	\$6,323,584,590	\$6,938,645,565	\$6,981,002,792	\$8,114,108,180	\$7,712,648,377	\$8,793,009,099	\$9,261,758,455	\$468,749,356

NOTES:

1. FY2020-FY2022 Expenditures have been restated to align with the end-of-year Trial Balance report. FY2023 Expenditures are reflected as of November 2023 and are unaudited.
2. For Restricted Funds, the appropriation amount reflects the amount at the time the Annual Appropriation Bill is passed for that year. However, per the Budget Resolution, Restricted Funds have a continuing appropriation throughout the year, resulting in certain years having more expenditures than originally appropriated in the Annual Appropriation Bill.
3. FY2024 Capital Improvements excludes capital purchases funded with operating dollars.

SUMMARY OF APPROPRIATIONS AND EXP BY FUND AND DEPARTMENT

Departments	FY 2020 Expenditures	FY 2020 Appropriations	FY 2021 Expenditures	FY 2021 Appropriations	FY 2022 Expenditures	FY 2022 Appropriations	FY 2023 Expenditures	FY 2023 Appropriations	FY 2024 Appropriations	Difference FY24 - FY23
General Fund										
Corporate Fund										
1010-Office of the President	2,111,860	3,455,211	3,378,300	3,601,790	3,525,639	4,376,350	4,230,585	6,194,664	7,201,972	1,007,308
1021-Office of the Chief Financial Officer	1,262,438	1,518,072	1,399,939	1,559,125	1,341,670	1,903,258	1,776,877	2,787,669	2,911,267	123,598
1007-Revenue	8,721,332	10,577,679	9,005,867	9,862,536	9,147,822	10,536,708	9,813,746	11,256,211	11,394,943	138,732
1008-Risk Management	2,481,024	2,487,132	2,428,125	2,583,410	2,370,958	2,622,768	2,515,599	2,897,253	2,963,123	65,870
1014-Budget and Management Services	1,471,633	1,750,738	1,735,431	1,838,206	2,064,327	2,187,001	3,117,531	3,684,059	3,859,759	175,700
1020-County Comptroller	3,640,970	3,988,823	3,674,546	4,044,724	3,651,211	4,195,207	4,093,319	5,420,822	5,516,652	95,830
1022-Contract Compliance	1,155,052	1,124,480	1,083,828	1,130,187	1,029,389	1,265,039	2,101,177	2,297,663	2,324,023	26,359
1030-Chief Procurement Officer	2,747,497	3,438,050	3,257,062	3,877,024	3,358,487	4,649,297	4,683,586	7,375,720	7,126,142	(249,578)
1009-Enterprise Technology	16,942,962	19,925,907	17,437,864	18,642,395	17,863,093	20,335,890	21,925,624	27,214,104	27,903,664	689,560
1011-Office of Chief Admin Officer	4,446,473	5,193,436	4,081,422	4,801,629	4,160,314	5,007,900	3,610,711	5,219,452	4,668,477	(550,974)
1161-Department of Environment and Sustainability	2,227,486	2,173,131	1,901,898	1,976,604	2,364,733	2,312,445	2,563,053	2,434,384	2,786,138	351,754
1500-Department of Transportation And Highways	527,703	637,500	142,770	450,000	280,016	498,840	389,810	513,805	518,944	5,139
1027-Office of Economic Development	3,330,879	3,985,107	1,919,138	3,644,490	2,234,468	4,105,805	5,805,505	7,029,314	6,647,945	(381,369)
1013-Planning and Development	2,054,988	1,238,645	1,069,312	1,119,268	1,152,303	1,272,821	2,093,114	1,599,887	1,659,022	59,135
1160-Building and Zoning	4,733,700	4,966,150	4,916,419	4,995,021	5,042,694	5,295,156	5,792,571	5,629,455	6,299,435	669,981
1170-Zoning Board of Appeals	391,287	453,297	427,559	432,857	404,204	418,935	446,725	430,744	460,305	29,561
1032-Department of Human Resources	4,839,291	6,259,519	5,476,494	6,198,796	3,863,958	5,771,198	5,712,524	8,211,116	10,571,525	2,360,408
1033-Department of Labor Relations	-	-	-	-	1,540,091	2,114,486	2,439,359	2,651,919	3,462,785	810,866
1019-Employee Appeals Board	48,200	70,868	10,000	67,167	18,188	71,195	2,000	70,895	70,867	(28)
1031-Office of Asset Management	3,359,430	4,181,279	3,432,888	2,925,619	3,869,060	5,350,568	4,010,028	6,108,526	6,146,936	38,411
1002-Human Rights And Ethics	769,030	973,335	778,251	915,131	923,606	1,001,736	1,243,793	1,535,664	1,692,297	156,633
1026-Administrative Hearing Board	1,029,552	1,480,436	1,107,283	1,351,468	1,165,718	1,478,701	1,171,616	1,527,970	1,567,068	39,098
1070-County Auditor	919,129	1,162,725	969,771	1,215,895	942,439	1,313,176	1,171,313	1,911,725	1,969,572	57,847
1018-Office of The Secretary To The Board of Commissioners	1,608,825	1,745,747	1,675,507	1,726,643	1,665,725	1,857,055	1,558,813	2,044,852	2,162,696	117,844
1081-First District	364,489	400,000	379,485	400,000	382,609	406,443	361,041	450,000	465,000	15,000
1082-Second District	385,285	400,000	384,872	400,000	379,984	407,491	440,541	450,000	465,000	14,999
1083-Third District	357,727	400,000	357,886	400,000	388,324	405,176	412,708	450,000	465,000	15,000
1084-Fourth District	382,667	400,000	387,693	400,000	371,603	406,992	431,918	450,000	465,000	15,000
1085-Fifth District	426,391	470,000	429,135	470,000	444,824	478,380	400,682	450,000	465,000	15,000
1086-Sixth District	371,707	400,000	368,454	400,000	366,223	407,335	427,375	450,000	465,000	15,000
1087-Seventh District	380,437	400,000	380,041	400,000	345,509	407,128	380,310	450,000	465,000	15,000
1088-Eighth District	346,902	400,000	400,489	400,000	341,670	407,267	354,242	450,000	465,000	15,000
1089-Ninth District	384,131	400,000	386,534	400,000	419,821	407,176	344,805	450,000	465,000	15,000
1090-Tenth District	352,031	400,000	344,926	400,000	310,595	407,938	334,188	450,000	465,000	14,999
1091-Eleventh District	268,458	450,000	272,035	450,000	308,916	459,373	386,281	508,500	523,500	15,000
1092-Twelfth District	378,554	400,000	400,300	400,000	401,920	406,926	437,310	450,000	465,000	15,000
1093-Thirteenth District	363,516	400,000	347,705	400,000	322,714	405,903	431,939	450,000	465,000	14,999
1094-Fourteenth District	364,840	400,000	361,778	400,000	379,511	407,111	448,424	450,000	465,000	15,000

SUMMARY OF APPROPRIATIONS AND EXP BY FUND AND DEPARTMENT

Departments	FY 2020	FY 2020	FY 2021	FY 2021	FY 2022	FY 2022	FY 2023	FY 2023	FY 2024	Difference FY24 - FY23
	Expenditures	Appropriations	Expenditures	Appropriations	Expenditures	Appropriations	Expenditures	Appropriations	Appropriations	
1095-Fifteenth District	355,209	400,000	391,677	400,000	368,945	407,702	411,090	450,000	465,000	14,999
1096-Sixteenth District	315,233	400,000	374,315	400,000	392,827	407,450	428,514	450,000	465,000	15,000
1097-Seventeenth District	377,111	400,000	381,019	400,000	400,050	406,186	443,730	450,000	465,000	15,000
1040-County Assessor	24,204,827	26,948,316	27,809,942	28,065,219	26,519,794	29,688,486	28,831,369	31,378,311	32,165,816	787,505
1050-Board of Review	12,785,481	13,473,108	13,895,972	14,072,527	15,247,264	14,923,971	17,950,686	18,007,729	19,644,374	1,636,645
1060-County Treasurer	684,658	844,997	562,066	769,732	514,121	708,963	687,837	708,963	706,312	(2,651)
1080-Office of Independent Inspector General	1,459,219	1,858,826	1,878,919	1,874,663	1,745,001	2,114,374	2,006,663	2,307,093	2,456,335	149,243
1110-County Clerk	11,431,755	12,801,649	15,564,648	18,812,385	15,942,857	19,533,358	17,553,817	20,619,487	20,686,223	66,736
1130-Recorder of Deeds	6,169,751	7,228,962	-	-	21	-	-	-	-	-
1452-Veterans Assistance Commission	-	-	-	-	-	-	310,881	-	1,601,316	1,601,316
1490-Fixed Charges and Special Purpose Appropriations	385,728,206	429,281,907	437,867,953	453,198,362	439,371,659	478,253,559	475,281,901	546,774,216	709,879,231	163,105,014
1499-Fixed Charges and Special Purpose Appropriations	-	-	-	-	(3,780)	-	-	-	-	-
Total Corporate Fund	\$519,459,325	\$582,145,035	\$575,237,520	\$602,672,872	\$579,643,094	\$642,206,220	\$641,767,233	\$743,552,175	\$916,988,665	\$173,436,489
Public Safety Fund										
1205-Justice Advisory Council	768,059	836,512	760,587	1,027,020	1,043,527	1,253,127	1,360,203	1,396,471	2,871,457	1,474,986
1259-Medical Examiner	9,126,526	14,509,387	12,993,269	16,396,009	15,584,179	17,342,775	17,912,929	18,511,620	18,986,542	474,922
1265-Cook County Department of Emergency Management & Regional Security	1,924,834	1,430,983	852,952	1,090,000	968,286	1,036,373	2,477,778	2,211,858	2,372,901	161,042
1451-Department of Adoption and Family Supportive Services	346,373	629,427	-	-	-	-	-	-	-	-
1200-Department of Facilities Management	53,152,014	56,318,004	55,338,929	59,457,415	59,859,449	61,324,813	65,213,104	63,394,485	67,115,374	3,720,889
1260-Public Defender	75,500,428	78,475,884	78,448,764	80,056,755	82,795,102	85,182,742	81,477,038	81,787,599	85,953,131	4,165,532
1210-Office of the Sheriff	1,843,622	1,450,948	1,883,589	1,745,853	1,905,142	2,051,574	2,328,891	2,397,819	1,940,751	(457,068)
1214-Sheriff's Administration And Human Resources	38,823,554	40,873,542	35,229,744	33,030,084	33,543,651	33,914,263	37,664,585	37,170,349	40,718,000	3,547,651
1216-Office of Prof Review, Prof Integrity Special Investigations	3,236,243	3,223,888	3,252,057	3,186,071	3,590,738	3,617,135	3,919,324	3,795,376	4,216,212	420,836
1217-Sheriff's Information Technology	20,309,522	20,666,956	20,719,818	18,520,551	23,569,544	23,916,158	29,191,223	28,381,401	30,375,835	1,994,434
1239-Department of Corrections	223,566,511	336,289,201	332,117,890	341,546,302	364,824,693	350,740,037	284,177,305	262,599,838	268,866,787	6,266,948
1249-Sheriff's Merit Board	1,254,419	1,384,902	1,406,347	1,606,131	1,703,746	1,798,307	1,805,569	1,876,458	1,964,540	88,082
1230-Court Services Division	86,500,589	102,006,496	79,412,143	79,040,679	88,743,446	88,840,712	94,085,725	90,345,519	95,785,664	5,440,145
1236-Comm Super./Intervention	-	-	2,147	-	-	-	-	-	-	-
1231-Police Department	41,603,307	69,998,591	65,327,639	71,485,582	83,134,327	75,715,818	57,148,917	50,711,496	53,782,422	3,070,927
1232-Community Corrections Department	14,081,036	22,972,775	21,902,652	23,001,566	24,607,960	27,929,151	16,670,045	18,249,387	19,051,441	802,054
1250-State's Attorney	120,714,356	130,685,689	126,523,336	133,689,550	129,714,420	141,166,092	126,671,302	127,793,567	132,868,738	5,075,170
1310-Office of the Chief Judge	42,321,677	48,552,377	43,920,111	46,415,200	48,496,811	52,061,173	45,181,888	49,311,461	53,327,933	4,016,472
1280-Adult Probation Dept.	52,215,891	53,783,847	52,578,536	52,604,180	54,041,593	54,157,566	52,803,518	51,443,735	55,621,793	4,178,058
1305-Public Guardian	18,219,603	21,733,779	22,457,881	22,040,586	23,750,342	24,552,014	26,409,456	25,612,502	26,550,089	937,587
1312-Forensic Clinical Services	2,433,186	2,910,410	2,392,240	2,722,599	2,941,222	3,033,408	3,011,995	3,366,401	3,393,419	27,018
1313-Social Service	16,635,819	15,118,081	17,872,846	15,295,447	18,211,600	17,389,942	20,077,312	18,360,179	20,541,590	2,181,410
1326-Juvenile Probation	39,433,525	45,840,419	38,321,936	40,016,497	40,374,977	43,938,451	36,744,400	37,051,823	39,266,623	2,214,800
1300-Judiciary	13,827,536	14,796,562	15,374,515	16,063,460	15,255,494	16,740,148	14,068,284	15,079,928	15,050,425	(29,502)
1440-Juvenile Temporary Detention Center	45,828,940	63,166,845	57,045,606	65,370,177	64,591,351	67,372,155	64,580,851	62,636,187	67,308,346	4,672,159
1335-Clerk of the Circuit Court-Office of Clerk	93,884,655	100,333,234	95,899,674	99,401,775	94,461,868	104,908,673	86,245,382	92,105,882	99,599,049	7,493,167

SUMMARY OF APPROPRIATIONS AND EXP BY FUND AND DEPARTMENT

Departments	FY 2020		FY 2021		FY 2022		FY 2023		FY 2024		Difference FY24 - FY23
	Expenditures	Appropriations	Expenditures	Appropriations	Expenditures	Appropriations	Expenditures	Appropriations	Appropriations		
1390-Public Administrator	1,384,203	1,385,101	1,391,476	1,412,029	1,513,395	1,531,140	1,651,953	1,652,231	1,768,874	116,643	
1499-Fixed Charges and Special Purpose Appropriations	74,493,970	87,773,152	92,829,088	67,433,275	43,093,019	65,709,517	74,578,973	83,483,170	69,964,389	(13,518,781)	
Total Public Safety Fund	\$1,093,430,400	\$1,337,146,993	\$1,276,255,772	\$1,293,654,793	\$1,322,319,884	\$1,367,223,265	\$1,247,457,948	\$1,230,726,742	\$1,279,262,324	\$48,535,582	
Total General Fund	\$1,612,889,725	\$1,919,292,028	\$1,851,493,292	\$1,896,327,665	\$1,901,962,978	\$2,009,429,485	\$1,889,225,181	\$1,974,278,917	\$2,196,250,989	\$221,972,072	
Enterprise Funds											
Health Enterprise Fund											
4890-Health System Administration	44,778,338	44,141,163	46,373,564	50,441,051	64,253,518	53,567,120	94,955,427	85,892,359	125,923,427	40,031,067	
4240-Cermak Health Services	84,168,386	81,491,144	76,903,329	96,107,615	78,864,648	97,392,394	92,422,537	91,603,319	107,151,085	15,547,766	
4241-Health Services - JTDC	6,693,408	7,231,183	6,678,909	8,356,869	6,525,767	8,596,859	8,156,640	9,655,114	9,697,327	42,212	
4891-Provident Hospital	56,824,458	56,289,123	57,759,895	62,627,491	61,415,272	73,700,571	85,960,779	81,840,934	101,438,445	19,597,511	
4893-Ambulatory & Community Health Network of Cook County	83,012,839	83,181,842	81,180,711	83,632,916	117,383,630	132,622,667	141,163,812	129,644,852	180,540,249	50,895,397	
4894-Ruth M. Rothstein CORE Center	22,121,721	23,288,779	21,642,030	24,718,186	22,041,865	24,634,153	20,902,736	30,083,916	30,090,011	6,095	
4895-Department of Public Health	8,068,298	10,234,781	13,745,479	16,907,639	12,311,149	17,821,440	14,726,813	20,461,383	22,266,880	1,805,497	
4896-Health Plan Services	2,139,436,401	1,800,366,723	2,635,499,652	2,229,638,357	3,042,478,591	2,601,756,444	3,478,045,468	2,650,936,266	2,527,840,128	(123,096,137)	
4897-John H. Stroger Jr, Hospital of Cook County	726,403,837	671,141,205	762,358,051	774,304,948	854,318,086	810,438,317	939,027,362	852,244,215	1,115,701,050	263,456,835	
4898-Oak Forest Health Center	9,689,428	7,323,068	53	-	(66)	-	(2,934)	-	-	-	
4899-Special Purpose Appropriations	41,001,120	39,307,330	41,836,079	40,648,081	40,175,906	37,995,811	38,122,848	39,565,580	35,650,267	(3,915,313)	
Total Health Enterprise Fund	\$3,222,198,233	\$2,823,996,341	\$3,743,977,755	\$3,387,383,155	\$4,299,768,367	\$3,858,525,775	\$4,913,481,488	\$3,991,927,938	\$4,256,298,868	\$264,370,930	
Total General and Enterprise	\$4,835,087,958	\$4,743,288,369	\$5,595,471,046	\$5,283,710,820	\$6,201,731,345	\$5,867,955,260	\$6,802,706,669	\$5,966,206,855	\$6,452,549,857	\$486,343,002	
Special Purpose and Election Funds											
11306-Election											
1110-County Clerk	28,222,669	28,977,235	22,286,197	28,592,714	32,806,638	36,455,592	24,709,510	28,931,731	37,898,846	8,967,115	
1525-Board of Elec Comm-Election Fund	23,070,483	22,770,124	1,066,982	1,248,144	18,906,436	23,955,971	1,233,986	1,673,457	26,405,082	24,731,625	
Total 11306-Election	\$51,293,152	\$51,747,359	\$23,353,179	\$29,840,858	\$51,713,074	\$60,411,563	\$25,943,496	\$30,605,188	\$64,303,928	\$33,698,740	
11285-Mortgage Foreclosure Mediation Program											
1310-Office of the Chief Judge	-	-	-	-	-	826,450	-	2,078,389	2,900,000	821,611	
Total 11285-Mortgage Foreclosure Mediation Program	-	-	-	-	-	\$826,450	-	\$2,078,389	\$2,900,000	\$821,611	
11248-Lead Poisoning Prevention											
4890-Health System Administration	1,298,202	3,210,793	1,469,584	3,273,332	607,713	2,925,164	1,350,895	3,611,888	1,336,810	(2,275,078)	
Total 11248-Lead Poisoning Prevention	\$1,298,202	\$3,210,793	\$1,469,584	\$3,273,332	\$607,713	\$2,925,164	\$1,350,895	\$3,611,888	\$1,336,810	\$(2,275,078)	
11249-Geographical Information System											
1009-Enterprise Technology	4,328,030	7,474,432	3,882,008	9,339,762	9,721,555	12,777,640	11,667,367	16,192,647	20,655,126	4,462,479	
Total 11249-Geographical Information System	\$4,328,030	\$7,474,432	\$3,882,008	\$9,339,762	\$9,721,555	\$12,777,640	\$11,667,367	\$16,192,647	\$20,655,126	\$4,462,479	
11252-State's Attorney Narcotics Forfeiture											
1250-State's Attorney	1,760,032	2,208,775	1,592,133	2,825,708	1,364,359	2,687,307	2,638,016	2,956,906	3,191,029	234,123	
Total 11252-State's Attorney Narcotics Forfeiture	\$1,760,032	\$2,208,775	\$1,592,133	\$2,825,708	\$1,364,359	\$2,687,307	\$2,638,016	\$2,956,906	\$3,191,029	\$234,123	

SUMMARY OF APPROPRIATIONS AND EXP BY FUND AND DEPARTMENT

Departments	FY 2020 Expenditures	FY 2020 Appropriations	FY 2021 Expenditures	FY 2021 Appropriations	FY 2022 Expenditures	FY 2022 Appropriations	FY 2023 Expenditures	FY 2023 Appropriations	FY 2024 Appropriations	Difference FY24 - FY23
11255-Suburban Tuberculosis Sanitarium District										
4890-Health System Administration	142,646	3,900,000	3,756,027	3,756,027	183,974	183,974	1,136,555	1,202,607	-	(1,202,607)
Total 11255-Suburban Tuberculosis Sanitarium District	\$142,646	\$3,900,000	\$3,756,027	\$3,756,027	\$183,974	\$183,974	\$1,136,555	\$1,202,607	-	\$(1,202,607)
11258-Clerk Circuit Court Administrative										
1335-Clerk of the Circuit Court-Office of Clerk	591,674	692,586	567,544	673,147	560,876	652,171	519,530	548,032	683,372	135,340
Total 11258-Clerk Circuit Court Administrative	\$591,674	\$692,586	\$567,544	\$673,147	\$560,876	\$652,171	\$519,530	\$548,032	\$683,372	\$135,340
11259-GIS Fee										
1110-County Clerk	-	-	577,069	971,016	1,242,500	2,013,529	2,033,677	2,722,453	4,115,285	1,392,832
1130-Recorder of Deeds	1,220,799	1,519,857	-	-	-	-	-	-	-	-
Total 11259-GIS Fee	\$1,220,799	\$1,519,857	\$577,069	\$971,016	\$1,242,500	\$2,013,529	\$2,033,677	\$2,722,453	\$4,115,285	\$1,392,832
11260-County Clerk Rental Housing Support Fee										
1110-County Clerk	-	-	-	-	19,009	21,467	84,051	93,862	7,878	(85,984)
1130-Recorder of Deeds	323,939	289,872	-	-	-	-	-	-	-	-
Total 11260-County Clerk Rental Housing Support Fee	\$323,939	\$289,872	\$0	\$0	\$19,009	\$21,467	\$84,051	\$93,862	\$7,878	\$(85,984)
11262-Sheriff's Women's Justice Services										
1210-Office of the Sheriff	(75,000)	75,000	-	75,000	75,000	75,000	65	350,000	320,000	(30,000)
Total 11262-Sheriff's Women's Justice Services	\$(75,000)	\$75,000	\$0	\$75,000	\$75,000	\$75,000	\$65	\$350,000	\$320,000	\$(30,000)
11266-Vehicle Purchase										
1210-Office of the Sheriff	449,050	500,000	22,997	226,385	-	-	-	-	-	-
Total 11266-Vehicle Purchase	\$449,050	\$500,000	\$22,997	\$226,385	\$0	-	\$0	-	-	\$0
11268-Assessor Special Revenue										
1040-County Assessor	411,937	747,987	514,317	651,000	400,210	400,210	108,000	108,000	639,942	531,942
Total 11268-Assessor Special Revenue	\$411,937	\$747,987	\$514,317	\$651,000	\$400,210	\$400,210	\$108,000	\$108,000	\$639,942	\$531,942
11269-Circuit Court Electronic Citation										
1335-Clerk of the Circuit Court-Office of Clerk	181,351	336,450	92,145	319,274	160,500	298,337	99,060	213,731	800,508	586,777
Total 11269-Circuit Court Electronic Citation	\$181,351	\$336,450	\$92,145	\$319,274	\$160,500	\$298,337	\$99,060	\$213,731	\$800,508	\$586,777
11270-Medical Examiner Fees										
1259-Medical Examiner	(79,208)	737,963	120,895	702,144	86	627,530	91,569	727,079	785,040	57,961
Total 11270-Medical Examiner Fees	\$(79,208)	\$737,963	\$120,895	\$702,144	\$86	\$627,530	\$91,569	\$727,079	\$785,040	\$57,961
11271-State's Attorney Records Automation Fund										
1250-State's Attorney	185,942	332,345	154,455	256,570	163,899	266,455	192,228	181,295	196,155	14,860
Total 11271-State's Attorney Records Automation Fund	\$185,942	\$332,345	\$154,455	\$256,570	\$163,899	\$266,455	\$192,228	\$181,295	\$196,155	\$14,860
11272-Public Defender Records Automation Fund										
1260-Public Defender	66	305,056	1,509	1,509	102	150,102	-	-	-	-
Total 11272-Public Defender Records Automation Fund	\$66	\$305,056	\$1,509	\$1,509	\$102	\$150,102	\$0	-	-	\$0

SUMMARY OF APPROPRIATIONS AND EXP BY FUND AND DEPARTMENT

Departments	FY 2020 Expenditures	FY 2020 Appropriations	FY 2021 Expenditures	FY 2021 Appropriations	FY 2022 Expenditures	FY 2022 Appropriations	FY 2023 Expenditures	FY 2023 Appropriations	FY 2024 Appropriations	Difference FY24 - FY23
11273-Environmental Control Solid Waste Management										
1161-Department of Environment and Sustainability	223,349	800,151	124,068	764,192	394,955	1,094,096	487,928	1,034,773	1,111,027	76,254
Total 11273-Environmental Control Solid Waste Management	\$223,349	\$800,151	\$124,068	\$764,192	\$394,955	\$1,094,096	\$487,928	\$1,034,773	\$1,111,027	\$76,254
11274-Land Bank Authority										
1586-Land Bank Authority	9,506,397	16,571,825	7,955,454	10,171,209	8,638,346	10,249,212	-	0	0	0
Total 11274-Land Bank Authority	\$9,506,397	\$16,571,825	\$7,955,454	\$10,171,209	\$8,638,346	\$10,249,212	\$0	\$0	\$0	\$0
11275-HUD Section 108 Loan Program										
1027-Office of Economic Development	819	100,000	-	-	-	-	-	-	-	-
1013-Planning and Development	-	-	-	100,000	-	77,000	2,715,519	2,750,116	707,729	(2,042,387)
Total 11275-HUD Section 108 Loan Program	\$819	\$100,000	\$0	\$100,000	\$0	\$77,000	\$2,715,519	\$2,750,116	\$707,729	\$(2,042,387)
11276-Erroneous Homestead Exemption Recovery										
1040-County Assessor	1,381,537	1,477,771	878,497	910,123	513,444	517,102	930,612	983,395	1,215,220	231,825
Total 11276-Erroneous Homestead Exemption Recovery	\$1,381,537	\$1,477,771	\$878,497	\$910,123	\$513,444	\$517,102	\$930,612	\$983,395	\$1,215,220	\$231,825
11277-Pharmaceutical Disposal Fund										
1210-Office of the Sheriff	720	100,000	22,029	100,000	-	100,000	15,239	250,000	250,000	-
Total 11277-Pharmaceutical Disposal Fund	\$720	\$100,000	\$22,029	\$100,000	\$0	\$100,000	\$15,239	\$250,000	\$250,000	\$0
11278-Sheriff's Operations State Asset Forfeiture										
1210-Office of the Sheriff	541,071	985,843	306,998	703,329	77,493	335,000	290,712	1,090,415	1,005,819	(84,596)
Total 11278-Sheriff's Operations State Asset Forfeiture	\$541,071	\$985,843	\$306,998	\$703,329	\$77,493	\$335,000	\$290,712	\$1,090,415	\$1,005,819	\$(84,596)
11279-Sheriff's Money Laundering State Asset Forfeiture										
1210-Office of the Sheriff	25,031	78,840	26,090	45,796	14,000	25,000	19,546	250,929	247,803	(3,126)
Total 11279-Sheriff's Money Laundering State Asset Forfeiture	\$25,031	\$78,840	\$26,090	\$45,796	\$14,000	\$25,000	\$19,546	\$250,929	\$247,803	\$(3,126)
11288-Zaborowski Fund										
1210-Office of the Sheriff	-	-	-	-	-	-	-	812,238	812,238	0
Total 11288-Zaborowski Fund	-	-	-	-	-	-	-	\$812,238	\$812,238	\$0
11291-DOC Program Services Fund										
1210-Office of the Sheriff	-	-	-	-	-	-	-	732,492	732,492	-
Total 11291-DOC Program Services Fund	-	-	-	-	-	-	-	\$732,492	\$732,492	\$0
11302-Township Roads										
1500-Department of Transportation And Highways	51,686	3,400,656	555,467	3,957,383	393,381	6,171,648	69,310	6,153,428	7,413,285	1,259,857
Total 11302-Township Roads	\$51,686	\$3,400,656	\$555,467	\$3,957,383	\$393,381	\$6,171,648	\$69,310	\$6,153,428	\$7,413,285	\$1,259,857
11310-County Law Library										
1530-Cook County Law Library	4,206,169	4,495,018	4,340,272	4,576,963	3,979,627	4,167,934	3,809,451	3,987,308	3,748,277	(239,031)
Total 11310-County Law Library	\$4,206,169	\$4,495,018	\$4,340,272	\$4,576,963	\$3,979,627	\$4,167,934	\$3,809,451	\$3,987,308	\$3,748,277	\$(239,031)

SUMMARY OF APPROPRIATIONS AND EXP BY FUND AND DEPARTMENT

Departments	FY 2020 Expenditures	FY 2020 Appropriations	FY 2021 Expenditures	FY 2021 Appropriations	FY 2022 Expenditures	FY 2022 Appropriations	FY 2023 Expenditures	FY 2023 Appropriations	FY 2024 Appropriations	Difference FY24 - FY23
11312-Animal Control										
1510-Cook County Animal and Rabies Control	3,426,696	13,500,110	7,328,264	13,607,563	7,798,261	13,722,687	3,051,234	8,151,989	10,614,655	2,462,666
Total 11312-Animal Control	\$3,426,696	\$13,500,110	\$7,328,264	\$13,607,563	\$7,798,261	\$13,722,687	\$3,051,234	\$8,151,989	\$10,614,655	\$2,462,666
11314-County Clerk Document Storage System										
1110-County Clerk	-	-	2,801,352	4,519,047	4,067,899	5,717,855	6,600,572	9,261,772	9,205,364	(56,408)
1130-Recorder of Deeds	3,120,565	3,481,500	684	-	-	-	-	-	-	-
Total 11314-County Clerk Document Storage System	\$3,120,565	\$3,481,500	\$2,802,036	\$4,519,047	\$4,067,899	\$5,717,855	\$6,600,572	\$9,261,772	\$9,205,364	\$(56,408)
11316-County Clerk Automation										
1110-County Clerk	1,424,964	1,646,593	991,191	1,300,908	779,714	1,245,346	927,323	1,815,300	1,753,053	(62,247)
Total 11316-County Clerk Automation	\$1,424,964	\$1,646,593	\$991,191	\$1,300,908	\$779,714	\$1,245,346	\$927,323	\$1,815,300	\$1,753,053	\$(62,247)
11318-Circuit Court Document Storage										
1335-Clerk of the Circuit Court-Office of Clerk	7,530,915	9,285,279	6,321,255	7,384,813	5,530,649	6,773,641	5,858,415	6,930,886	8,277,253	1,346,367
Total 11318-Circuit Court Document Storage	\$7,530,915	\$9,285,279	\$6,321,255	\$7,384,813	\$5,530,649	\$6,773,641	\$5,858,415	\$6,930,886	\$8,277,253	\$1,346,367
11320-Circuit Court Automation										
1335-Clerk of the Circuit Court-Office of Clerk	10,114,486	10,650,000	2,029,931	10,449,873	3,008,383	8,087,949	5,902,813	7,379,396	8,067,361	687,965
Total 11320-Circuit Court Automation	\$10,114,486	\$10,650,000	\$2,029,931	\$10,449,873	\$3,008,383	\$8,087,949	\$5,902,813	\$7,379,396	\$8,067,361	\$687,965
11322-Circuit Court Illinois Dispute Resolution										
1310-Office of the Chief Judge	175,161	218,207	130,372	176,480	132,021	160,154	271,322	300,197	300,146	(51)
Total 11322-Circuit Court Illinois Dispute Resolution	\$175,161	\$218,207	\$130,372	\$176,480	\$132,021	\$160,154	\$271,322	\$300,197	\$300,146	\$(51)
11324-Sheriff 911 - Intergovernmental Agreement - ETSB										
1210-Office of the Sheriff	1,255,115	1,766,307	2,331,900	2,477,422	1,905,779	2,803,574	1,816,122	3,327,674	4,170,446	842,772
Total 11324-Sheriff 911 - Intergovernmental Agreement - ETSB	\$1,255,115	\$1,766,307	\$2,331,900	\$2,477,422	\$1,905,779	\$2,803,574	\$1,816,122	\$3,327,674	\$4,170,446	\$842,772
11326-Adult Probation Service Fee										
1310-Office of the Chief Judge	318,307	2,725,000	302,924	1,603,113	372,379	3,161,160	396,192	4,266,740	1,653,906	(2,612,834)
Total 11326-Adult Probation Service Fee	\$318,307	\$2,725,000	\$302,924	\$1,603,113	\$372,379	\$3,161,160	\$396,192	\$4,266,740	\$1,653,906	\$(2,612,834)
11328-Social Services Probation Court Fee										
1310-Office of the Chief Judge	754,074	2,389,387	342,577	2,572,297	316,166	1,175,351	268,426	1,850,215	1,673,622	(176,593)
Total 11328-Social Services Probation Court Fee	\$754,074	\$2,389,387	\$342,577	\$2,572,297	\$316,166	\$1,175,351	\$268,426	\$1,850,215	\$1,673,622	\$(176,593)
11854-County Treasurer Tax Sales Automation										
1060-County Treasurer	9,573,702	12,441,151	10,035,666	11,987,500	10,245,193	12,126,966	11,759,062	12,833,429	14,783,691	1,950,262
Total 11854-County Treasurer Tax Sales Automation	\$9,573,702	\$12,441,151	\$10,035,666	\$11,987,500	\$10,245,193	\$12,126,966	\$11,759,062	\$12,833,429	\$14,783,691	\$1,950,262
11856-MFT Illinois First (1st)										
1500-Department of Transportation And Highways	39,994,464	49,693,005	41,039,229	49,796,700	44,002,783	54,650,292	45,166,545	55,763,852	56,831,140	1,067,288
Total 11856-MFT Illinois First (1st)	\$39,994,464	\$49,693,005	\$41,039,229	\$49,796,700	\$44,002,783	\$54,650,292	\$45,166,545	\$55,763,852	\$56,831,140	\$1,067,288

SUMMARY OF APPROPRIATIONS AND EXP BY FUND AND DEPARTMENT

Departments	FY 2020 Expenditures	FY 2020 Appropriations	FY 2021 Expenditures	FY 2021 Appropriations	FY 2022 Expenditures	FY 2022 Appropriations	FY 2023 Expenditures	FY 2023 Appropriations	FY 2024 Appropriations	Difference FY24 - FY23
11857-PACE Note and Interest Fund										
1013-Planning and Development	-	-	-	-	-	-	-	-	818,918	818,918
Total 11857-PACE Note and Interest Fund	-	-	-	-	-	-	-	-	\$818,918	\$818,918
11281-PEG Access Support Fund										
1011-Office of Chief Admin Officer	-	82,000	-	162,000	37,089	244,000	223,362	324,000	110,000	(214,000)
Total 11281-PEG Access Support Fund	\$0	\$82,000	\$0	\$162,000	\$37,089	\$244,000	\$223,362	\$324,000	\$110,000	\$(214,000)
11282-Assessor GIS Fee Fund										
1040-County Assessor	487,382	767,248	1,192,520	1,494,272	2,407,054	2,703,005	1,397,672	2,531,062	2,405,108	(125,954)
Total 11282-Assessor GIS Fee Fund	\$487,382	\$767,248	\$1,192,520	\$1,494,272	\$2,407,054	\$2,703,005	\$1,397,672	\$2,531,062	\$2,405,108	\$(125,954)
11300-Motor Fuel Tax										
1500-Department of Transportation And Highways	54,700,712	157,741,939	89,078,582	243,765,824	103,220,356	270,553,029	127,591,393	278,719,936	334,238,133	55,518,196
Total 11300-Motor Fuel Tax	\$54,700,712	\$157,741,939	\$89,078,582	\$243,765,824	\$103,220,356	\$270,553,029	\$127,591,393	\$278,719,936	\$334,238,133	\$55,518,196
11284-COVID-19 Federal Programs										
1010-Office of the President	17,688	-	8,586	-	-	-	-	-	-	-
1205-Justice Advisory Council	-	-	128	-	-	-	17,007,152	-	20,002,354	20,002,354
1021-Office of the Chief Financial Officer	33,736,040	-	32,450,393	-	-	-	-	-	-	-
1007-Revenue	30,424	-	66,575	-	-	-	-	-	-	-
1014-Budget and Management Services	10,813,930	-	1,653,848	49,954,000	-	-	-	-	-	-
1020-County Comptroller	4,763	-	9,589	-	-	-	-	-	-	-
1030-Chief Procurement Officer	1,732	-	7,469	-	-	-	-	-	-	-
1009-Enterprise Technology	213,947	-	30,869	-	-	-	-	-	-	-
1011-Office of Chief Admin Officer	406,398	-	12,428	-	-	-	-	-	-	-
1259-Medical Examiner	5,274,265	-	1,146,277	-	-	-	-	-	-	-
1265-Cook County Department of Emergency Management & Regional Security	732,481	-	1,217,167	-	-	-	-	-	-	-
1510-Cook County Animal and Rabies Control	13,425	-	-	-	-	-	-	-	-	-
1027-Office of Economic Development	65,378,450	-	3,858,626	-	-	-	-	-	-	-
1013-Planning and Development	-	-	98,388,275	-	66,563,572	56,374,566	22,795,835	16,154,613	200,000	(15,954,613)
1160-Building and Zoning	12,023	-	14,959	-	-	-	-	-	-	-
1032-Department of Human Resources	37,175	-	20,594	-	-	-	-	-	-	-
1031-Office of Asset Management	1,256,158	-	1,041,271	-	-	-	-	-	-	-
1200-Department of Facilities Management	3,407,944	-	6,872,119	-	-	-	-	-	-	-
1002-Human Rights And Ethics	1,488	-	2,036	-	-	-	-	-	-	-
1026-Administrative Hearing Board	-	-	193	-	-	-	-	-	-	-
1260-Public Defender	30,443	-	232,092	-	-	-	-	-	-	-
1018-Office of The Secretary To The Board of Commissioners	1,005	-	2,280	-	-	-	-	-	-	-
1082-Second District	-	-	3,022	-	-	-	-	-	-	-
1084-Fourth District	-	-	2,538	-	-	-	-	-	-	-
1086-Sixth District	170	-	-	-	-	-	-	-	-	-

SUMMARY OF APPROPRIATIONS AND EXP BY FUND AND DEPARTMENT

Departments	FY 2020	FY 2020	FY 2021	FY 2021	FY 2022	FY 2022	FY 2023	FY 2023	FY 2024	Difference FY24 - FY23
	Expenditures	Appropriations	Expenditures	Appropriations	Expenditures	Appropriations	Expenditures	Appropriations	Appropriations	
1087-Seventh District	894	-	1,954	-	-	-	-	-	-	-
1096-Sixteenth District	667	-	-	-	-	-	-	-	-	-
1040-County Assessor	766,826	-	1,339,816	-	-	-	-	-	-	-
1050-Board of Review	16,930	-	-	-	-	-	-	-	-	-
1060-County Treasurer	-	-	3,886	-	-	-	-	-	-	-
1080-Office of Independent Inspector General	21,873	-	851	-	-	-	-	-	-	-
1110-County Clerk	92,125	-	98,871	-	-	-	-	-	-	-
1130-Recorder of Deeds	5,647	-	945	-	-	-	-	-	-	-
1214-Sheriff's Administration And Human Resources	154,867	-	191,300	-	-	-	-	-	-	-
1217-Sheriff's Information Technology	3,399	-	-	-	-	-	-	-	-	-
1239-Department of Corrections	149,987,695	-	32,324,458	-	-	-	-	-	-	-
1230-Court Services Division	32,081	-	-	-	-	-	-	-	-	-
1231-Police Department	31,469,520	-	7,282,666	-	-	-	-	-	-	-
1232-Community Corrections Department	7,369,245	-	1,647,452	-	-	-	-	-	-	-
1250-State's Attorney	1,519,837	-	232,939	-	-	-	-	-	-	-
1310-Office of the Chief Judge	434,074	-	152,999	-	-	-	-	-	-	-
1280-Adult Probation Dept.	705,142	-	675,620	-	-	-	-	-	-	-
1305-Public Guardian	29,963	-	36,702	-	-	-	-	-	-	-
1312-Forensic Clinical Services	2,052	-	6,167	-	-	-	-	-	-	-
1313-Social Service	45,532	-	118,384	-	-	-	-	-	-	-
1326-Juvenile Probation	43,143	-	102,819	-	-	-	-	-	-	-
1300-Judiciary	37,245	-	-	-	-	-	-	-	-	-
1440-Juvenile Temporary Detention Center	12,166,714	-	530,839	-	-	-	-	-	-	-
1335-Clerk of the Circuit Court-Office of Clerk	395,913	-	72,621	-	-	-	-	-	-	-
1490-Fixed Charges and Special Purpose Appropriations	146,139	-	-	-	-	-	-	-	-	-
1499-Fixed Charges and Special Purpose Appropriations	860,442	-	-	-	-	-	-	-	-	-
4240-Cermak Health Services	136,790	-	-	-	-	-	-	-	-	-
4891-Provident Hospital	55,770	-	-	-	-	-	-	-	-	-
4895-Department of Public Health	847,369	-	1,336,477	-	-	-	-	-	-	-
4897-John H. Stroger Jr, Hospital of Cook County	46,529	-	5,007,502	-	-	-	-	-	-	-
Total 11284-COVID-19 Federal Programs	\$328,764,371	-	\$198,206,604	\$49,954,000	\$66,563,572	\$56,374,566	\$39,802,986	\$16,154,613	\$20,202,354	\$4,047,741
11286-American Rescue Plan Act (ARPA) Fund										
1010-Office of the President	-	-	60,000	-	705,013	302,740	3,332,396	5,237,700	6,348,643	1,110,943
1205-Justice Advisory Council	-	-	21,000	-	5,707,110	-	22,413,701	40,611,817	35,713,428	(4,898,389)
1021-Office of the Chief Financial Officer	-	-	910,107	-	8,645,917	4,278,820	10,295,952	6,644,440	10,045,800	3,401,360
1007-Revenue	-	-	207,000	-	-	-	169,353	143,172	-	(143,172)
1008-Risk Management	-	-	69,000	-	-	94,420	20,000	-	-	-
1014-Budget and Management Services	-	-	51,000	-	876,151	359,327,891	10,125,666	439,460,971	419,768,975	(19,691,996)
1020-County Comptroller	-	-	54,000	-	94,611	1,769,816	33,735	-	-	-
1022-Contract Compliance	-	-	33,000	-	49,713	179,281	19,166	-	-	-

SUMMARY OF APPROPRIATIONS AND EXP BY FUND AND DEPARTMENT

Departments	FY 2020		FY 2021		FY 2022		FY 2023		FY 2024		Difference FY24 - FY23
	Expenditures	Appropriations	Expenditures	Appropriations	Expenditures	Appropriations	Expenditures	Appropriations	Appropriations		
1030-Chief Procurement Officer	-	-	51,000	-	438,862	2,220,868	32,000	-	-	-	-
1009-Enterprise Technology	-	-	202,000	-	671,209	7,304,395	2,711,345	3,251,603	8,420,743	5,169,140	-
1011-Office of Chief Admin Officer	-	-	84,000	-	13,000	402,529	1,354,423	2,578,978	815,550	(1,763,428)	-
1161-Department of Environment and Sustainability	-	-	33,000	-	96,545	-	7,789,741	25,147,618	32,966,407	7,818,789	-
1259-Medical Examiner	-	-	243,000	-	36,000	-	101,000	-	-	-	-
1265-Cook County Department of Emergency Management & Regional Security	-	-	87,000	-	738,015	959,209	276,333	456,486	244,414	(212,072)	-
1500-Department of Transportation And Highways	-	-	111,000	-	383,000	-	216,000	19,650,000	17,950,000	(1,700,000)	-
1510-Cook County Animal and Rabies Control	-	-	12,000	-	51,000	-	18,000	-	-	-	-
1530-Cook County Law Library	-	-	12,000	-	57,000	-	21,000	-	-	-	-
1027-Office of Economic Development	-	-	2,909,910	-	45,230,024	3,557,047	77,828,307	93,850,332	85,039,391	(8,810,941)	-
1013-Planning and Development	-	-	72,000	-	-	-	14,733,571	8,631,353	794,800	(7,836,553)	-
1160-Building and Zoning	-	-	30,000	-	144,408	99,000	43,000	-	-	-	-
1170-Zoning Board of Appeals	-	-	6,000	-	3,000	-	3,000	-	-	-	-
1032-Department of Human Resources	-	-	366,015	-	5,268,078	8,653,158	5,496,570	5,444,927	441,007	(5,003,920)	-
1033-Department of Labor Relations	-	-	-	-	46,545	220,406	18,000	-	-	-	-
1031-Office of Asset Management	-	-	81,000	-	630,472	-	6,897,191	6,459,029	8,045,848	1,586,819	-
1200-Department of Facilities Management	-	-	146,000	-	884,495	1,401,487	554,687	3,505,386	800,000	(2,705,386)	-
1002-Human Rights And Ethics	-	-	21,000	-	48,748	107,120	35,960	-	-	-	-
1026-Administrative Hearing Board	-	-	24,000	-	-	-	7,000	-	-	-	-
1070-County Auditor	-	-	21,000	-	6,056	975,038	11,026	200,273	219,442	19,169	-
1260-Public Defender	-	-	1,899,000	-	5,000	-	721,857	1,154,834	618,351	(536,483)	-
1018-Office of The Secretary To The Board of Commissioners	-	-	27,000	-	-	-	9,000	-	-	-	-
1081-First District	-	-	9,000	-	-	-	3,000	-	-	-	-
1082-Second District	-	-	9,000	-	-	-	3,000	-	-	-	-
1083-Third District	-	-	9,000	-	-	-	3,000	-	-	-	-
1084-Fourth District	-	-	12,000	-	-	-	4,000	-	-	-	-
1085-Fifth District	-	-	9,000	-	-	-	2,000	-	-	-	-
1086-Sixth District	-	-	6,000	-	-	-	2,000	-	-	-	-
1087-Seventh District	-	-	9,000	-	-	-	3,000	-	-	-	-
1088-Eighth District	-	-	12,000	-	-	-	2,000	-	-	-	-
1089-Ninth District	-	-	12,000	-	-	-	3,000	-	-	-	-
1090-Tenth District	-	-	9,000	-	-	-	3,000	-	-	-	-
1091-Eleventh District	-	-	6,000	-	-	-	3,000	-	-	-	-
1092-Twelfth District	-	-	12,000	-	-	-	4,000	-	-	-	-
1093-Thirteenth District	-	-	9,000	-	-	-	3,000	-	-	-	-
1094-Fourteenth District	-	-	9,000	-	-	-	3,000	-	-	-	-
1095-Fifteenth District	-	-	12,000	-	-	-	3,000	-	-	-	-
1096-Sixteenth District	-	-	9,000	-	-	-	3,000	-	-	-	-
1097-Seventeenth District	-	-	9,000	-	-	-	3,000	-	-	-	-
1040-County Assessor	-	-	681,000	-	1,000,000	1,000,000	209,000	-	-	-	-

SUMMARY OF APPROPRIATIONS AND EXP BY FUND AND DEPARTMENT

Departments	FY 2020	FY 2020	FY 2021	FY 2021	FY 2022	FY 2022	FY 2023	FY 2023	FY 2024	Difference FY24 - FY23
	Expenditures	Appropriations	Expenditures	Appropriations	Expenditures	Appropriations	Expenditures	Appropriations	Appropriations	
1050-Board of Review	-	-	387,000	-	584,418	1,083,624	143,865	-	268,000	268,000
1060-County Treasurer	-	-	150,000	-	15,000	-	66,000	-	-	-
1080-Office of Independent Inspector General	-	-	54,000	-	-	-	16,000	-	-	-
1110-County Clerk	-	-	186,000	-	9,069,828	8,823,854	266,000	-	-	-
1210-Office of the Sheriff	-	-	84,000	-	90,000	-	166,000	-	-	-
1214-Sheriff's Administration And Human Resources	-	-	564,000	-	315,000	-	264,000	-	-	-
1216-Office of Prof Review, Prof Integrity Special Investigations	-	-	18,000	-	9,000	-	9,000	-	-	-
1217-Sheriff's Information Technology	-	-	174,000	-	102,000	-	101,000	-	-	-
1239-Department of Corrections	-	-	1,176,000	-	8,187,250	-	2,994,250	-	-	-
1249-Sheriff's Merit Board	-	-	27,000	-	12,000	-	21,000	-	-	-
1230-Court Services Division	-	-	57,000	-	2,346,250	-	801,750	-	-	-
1231-Police Department	-	-	183,000	-	1,533,000	-	658,000	-	-	-
1232-Community Corrections Department	-	-	51,000	-	390,250	-	212,750	-	-	-
1250-State's Attorney	-	-	3,552,800	-	344,160	526,335	2,045,236	1,748,628	885,187	(863,441)
1310-Office of the Chief Judge	-	-	1,272,000	-	175,313	1,403,357	3,053,751	4,352,215	4,592,693	240,478
1280-Adult Probation Dept.	-	-	1,503,000	-	3,000	-	539,000	-	-	-
1305-Public Guardian	-	-	606,000	-	-	-	207,000	-	-	-
1312-Forensic Clinical Services	-	-	45,000	-	12,000	-	23,000	-	-	-
1313-Social Service	-	-	585,000	-	432,271	551,490	227,274	-	-	-
1326-Juvenile Probation	-	-	867,000	-	14,000	-	292,000	-	-	-
1300-Judiciary	-	-	21,000	-	-	-	-	-	-	-
1440-Juvenile Temporary Detention Center	-	-	427,200	-	966,500	-	472,000	-	-	-
1335-Clerk of the Circuit Court-Office of Clerk	-	-	3,277,000	-	1,486,781	4,388,458	3,478,155	2,281,518	-	(2,281,518)
1390-Public Administrator	-	-	6,000	-	36,000	-	14,000	-	-	-
1452-Veterans Assistance Commission	-	-	-	-	-	-	-	-	398,684	398,684
1490-Fixed Charges and Special Purpose Appropriations	-	-	-	-	(305)	-	-	-	-	-
1586-Land Bank Authority	-	-	33,000	-	-	-	12,000	-	-	-
4890-Health System Administration	-	-	700,250	-	84,000	-	734,288	742,745	828,669	85,924
4240-Cermak Health Services	-	-	645,000	-	666,000	-	485,000	-	-	-
4241-Health Services - JTDC	-	-	70,500	-	33,000	-	58,097	227,583	221,608	(5,975)
4891-Provident Hospital	-	-	300,000	-	347,000	-	282,000	-	-	-
4893-Ambulatory & Community Health Network of Cook County	-	-	381,000	-	2,191,373	-	3,469,924	2,036,631	2,278,093	241,462
4894-Ruth M. Rothstein CORE Center	-	-	79,250	-	72,000	-	75,000	-	-	-
4895-Department of Public Health	-	-	1,036,500	-	7,833,498	-	10,112,383	16,621,098	12,580,791	(4,040,307)
4896-Health Plan Services	-	-	233,500	-	1,162,925	-	1,380,205	-	-	-
4897-John H. Stroger Jr, Hospital of Cook County	-	-	4,037,000	-	5,044,191	-	9,245,227	38,419,575	33,774,521	(4,645,055)
Total 11286-American Rescue Plan Act (ARPA) Fund	-	-	\$31,475,032	-	\$115,385,674	\$409,630,342	\$207,473,136	\$728,858,911	\$684,061,044	\$(44,797,867)
11287-Equity Fund SPF										
1010-Office of the President	-	-	(52,755,242)	-	-	39,830,242	(10,169,758)	7,830,242	42,403,913	34,573,671
1205-Justice Advisory Council	-	-	-	-	8,500,256	14,575,000	(12,753,823)	4,850,455	35,250,000	30,399,545

SUMMARY OF APPROPRIATIONS AND EXP BY FUND AND DEPARTMENT

Departments	FY 2020 Expenditures	FY 2020 Appropriations	FY 2021 Expenditures	FY 2021 Appropriations	FY 2022 Expenditures	FY 2022 Appropriations	FY 2023 Expenditures	FY 2023 Appropriations	FY 2024 Appropriations	Difference FY24 - FY23
1161-Department of Environment and Sustainability	-	-	-	-	-	-	-	-	61,000	61,000
1500-Department of Transportation And Highways	-	-	-	-	-	-	-	-	71,500	71,500
1027-Office of Economic Development	-	-	-	-	-	-	1,804,274	27,000,000	29,000,000	2,000,000
1002-Human Rights And Ethics	-	-	-	-	-	-	-	-	46,500	46,500
1018-Office of The Secretary To The Board of Commissioners	-	-	-	-	-	-	-	-	20,000	20,000
1586-Land Bank Authority	-	-	-	-	-	-	935,074	5,000,000	6,270,000	1,270,000
4895-Department of Public Health	-	-	-	-	-	-	-	-	50,000	50,000
Total 11287-Equity Fund SPF	-	-	\$(52,755,242)	-	\$8,500,256	\$54,405,242	\$(20,184,233)	\$44,680,697	\$113,172,913	\$68,492,216
11289-Transportation Related Home Rule Taxes										
1260-Public Defender	-	-	-	-	-	-	11,634,859	12,382,536	14,831,548	2,449,012
1239-Department of Corrections	-	-	-	-	-	-	98,065,940	107,302,918	109,974,922	2,672,004
1231-Police Department	-	-	-	-	-	-	34,114,652	32,130,417	37,718,764	5,588,347
1232-Community Corrections Department	-	-	-	-	-	-	10,261,548	10,446,498	10,758,476	311,978
1250-State's Attorney	-	-	-	-	-	-	17,300,583	18,290,813	20,132,526	1,841,713
1310-Office of the Chief Judge	-	-	-	-	-	-	8,422,486	8,930,544	7,922,316	(1,008,228)
1280-Adult Probation Dept.	-	-	-	-	-	-	5,535,784	5,878,930	5,846,740	(32,190)
1313-Social Service	-	-	-	-	-	-	1,576,077	1,757,121	2,290,293	533,172
1326-Juvenile Probation	-	-	-	-	-	-	7,648,637	8,164,196	8,735,984	571,788
1300-Judiciary	-	-	-	-	-	-	2,376,529	2,437,243	2,525,549	88,306
1440-Juvenile Temporary Detention Center	-	-	-	-	-	-	10,784,611	11,385,270	11,033,841	(351,429)
1335-Clerk of the Circuit Court-Office of Clerk	-	-	-	-	-	-	17,323,262	18,343,516	16,629,041	(1,714,475)
Total 11289-Transportation Related Home Rule Taxes	-	-	-	-	-	-	\$225,044,967	\$237,450,000	\$248,400,000	\$10,950,000
11290-Opioid Remediation and Abatement										
1014-Budget and Management Services	-	-	-	-	-	-	-	5,000,000	15,414,000	10,414,000
1231-Police Department	-	-	-	-	-	-	-	-	423,033	423,033
4890-Health System Administration	-	-	-	-	-	-	-	-	428,088	428,088
4240-Cermak Health Services	-	-	-	-	-	-	118,237	-	628,590	628,590
4891-Provident Hospital	-	-	-	-	-	-	10,562	-	-	-
4893-Ambulatory & Community Health Network of Cook County	-	-	-	-	-	-	14,360	-	-	-
4894-Ruth M. Rothstein CORE Center	-	-	-	-	-	-	7,582	-	-	-
4897-John H. Stroger Jr, Hospital of Cook County	-	-	-	-	-	-	214,183	-	-	-
Total 11290-Opioid Remediation and Abatement	-	-	-	-	-	-	\$364,924	\$5,000,000	\$16,893,711	\$11,893,711
11601-Infrastructure and equipment fund										
1010-Office of the President	-	-	-	-	-	-	-	-	36,533	36,533
1021-Office of the Chief Financial Officer	-	-	-	-	-	-	(30,000,000)	-	(5,656,386)	(5,656,386)
1007-Revenue	-	-	-	-	-	-	-	-	40,831	40,831
1014-Budget and Management Services	-	-	-	-	-	-	-	-	8,596	8,596
1020-County Comptroller	-	-	-	-	-	-	-	-	53,725	53,725
1009-Enterprise Technology	-	-	-	-	-	-	-	-	9,530,105	9,530,105

SUMMARY OF APPROPRIATIONS AND EXP BY FUND AND DEPARTMENT

Departments	FY 2020	FY 2020	FY 2021	FY 2021	FY 2022	FY 2022	FY 2023	FY 2023	FY 2024	Difference FY24 - FY23
	Expenditures	Appropriations	Expenditures	Appropriations	Expenditures	Appropriations	Expenditures	Appropriations	Appropriations	
1011-Office of Chief Admin Officer	-	-	-	-	-	-	-	-	486,096	486,096
1161-Department of Environment and Sustainability	-	-	-	-	-	-	-	-	38,682	38,682
1265-Cook County Department of Emergency Management & Regional Security	-	-	-	-	-	-	-	-	12,894	12,894
1500-Department of Transportation And Highways	-	-	-	-	-	-	-	-	192,321	192,321
1013-Planning and Development	-	-	-	-	-	-	-	-	8,596	8,596
1160-Building and Zoning	-	-	-	-	-	-	-	-	10,745	10,745
1032-Department of Human Resources	-	-	-	-	-	-	-	-	46,490	46,490
1031-Office of Asset Management	-	-	-	-	-	-	-	-	10,745	10,745
1200-Department of Facilities Management	-	-	-	-	-	-	-	-	692,425	692,425
1260-Public Defender	-	-	-	-	-	-	-	-	213,984	213,984
1018-Office of The Secretary To The Board of Commissioners	-	-	-	-	-	-	-	-	32,235	32,235
1040-County Assessor	-	-	-	-	-	-	-	-	62,500	62,500
1050-Board of Review	-	-	-	-	-	-	-	-	300,000	300,000
1110-County Clerk	-	-	-	-	-	-	-	-	462,500	462,500
1214-Sheriff's Administration And Human Resources	-	-	-	-	-	-	-	-	3,200,377	3,200,377
1217-Sheriff's Information Technology	-	-	-	-	-	-	-	-	12,603,365	12,603,365
1250-State's Attorney	-	-	-	-	-	-	-	-	1,660,128	1,660,128
1310-Office of the Chief Judge	-	-	-	-	-	-	-	-	1,091,966	1,091,966
1280-Adult Probation Dept.	-	-	-	-	-	-	-	-	165,000	165,000
1305-Public Guardian	-	-	-	-	-	-	-	-	556,378	556,378
1313-Social Service	-	-	-	-	-	-	-	-	56,000	56,000
1326-Juvenile Probation	-	-	-	-	-	-	-	-	534,545	534,545
1335-Clerk of the Circuit Court-Office of Clerk	-	-	-	-	-	-	-	-	1,470,730	1,470,730
1586-Land Bank Authority	-	-	-	-	-	-	-	-	12,894	12,894
4890-Health System Administration	-	-	-	-	-	-	-	-	500,000	500,000
4893-Ambulatory & Community Health Network of Cook County	-	-	-	-	-	-	-	-	500,000	500,000
4895-Department of Public Health	-	-	-	-	-	-	-	-	500,000	500,000
4897-John H. Stroger Jr, Hospital of Cook County	-	-	-	-	-	-	-	-	565,000	565,000
Total 11601-Infrastructure and equipment fund	-	-	-	-	-	-	\$(30,000,000)	\$0	\$30,000,000	\$30,000,000
11250-Self Insurance										
1021-Office of the Chief Financial Officer	(37,501,371)	-	(47,301,676)	-	(8,857,878)	-	(26,949,716)	-	-	-
Total 11250-Self Insurance	\$(37,501,371)	\$0	\$(47,301,676)	\$0	\$(8,857,878)	\$0	\$(26,949,716)	\$0	\$0	\$(0)
11303-Annuity and Benefit Fund										
1590-Annuity and Benefits	200,939,170	200,939,170	288,162	201,879,823	(51,749)	202,168,959	90,158	201,065,759	105,393,207	(95,672,552)
1026-Administrative Hearing Board	-	-	(1,422)	-	-	-	-	-	-	-
Total 11303-Annuity and Benefit Fund	\$200,939,170	\$200,939,170	\$286,740	\$201,879,823	\$(51,749)	\$202,168,959	\$90,158	\$201,065,759	\$105,393,207	\$(95,672,552)
11716-Bond and Interest Ser 1999 B Refunding										
1700-Bond and Interest	259,940,094	259,940,094	-	261,964,428	-	256,011,381	-	255,851,296	259,630,924	3,779,628
Total 11716-Bond and Interest Ser 1999 B Refunding	\$259,940,094	\$259,940,094	-	\$261,964,428	-	\$256,011,381	-	\$255,851,296	\$259,630,924	\$3,779,628

SUMMARY OF APPROPRIATIONS AND EXP BY FUND AND DEPARTMENT

Departments	FY 2020 Expenditures	FY 2020 Appropriations	FY 2021 Expenditures	FY 2021 Appropriations	FY 2022 Expenditures	FY 2022 Appropriations	FY 2023 Expenditures	FY 2023 Appropriations	FY 2024 Appropriations	Difference FY24 - FY23
Total Special Purpose and Election Funds	\$962,988,200	\$829,355,568	\$344,150,642	\$939,336,791	\$445,587,703	\$1,468,769,390	\$661,075,501	\$1,962,154,896	\$2,049,835,911	\$87,681,015
Restricted	138,560,481	256,639,152	285,831,179	364,942,358	240,303,388	434,148,526	136,355,601	500,610,722	432,425,102	(68,185,621)
Total Operating Fund	\$5,936,636,639	\$5,829,283,089	\$6,225,452,867	\$6,587,989,969	\$6,887,622,436	\$7,770,873,175	\$7,600,137,772	\$8,428,972,474	\$8,934,810,870	\$505,838,396
Capital Improvements	\$105,243,473	\$369,958,649	\$98,131,723	\$350,655,597	\$93,380,356	\$343,235,005	\$113,626,888	\$364,036,625	\$326,947,585	\$(37,089,040)
Grand Total	\$6,041,880,112	\$6,199,241,738	\$6,323,584,590	\$6,938,645,565	\$6,981,002,792	\$8,114,108,180	\$7,713,764,659	\$8,793,009,099	\$9,261,758,455	\$468,749,356

NOTES:

1. FY2020-FY2022 Expenditures have been restated to align with the end-of-year Trial Balance report. FY2023 Expenditures are reflected as of November 2023 and are unaudited.
2. For Restricted Funds, the appropriation amount reflects the amount at the time the Annual Appropriation Bill is passed for that year. However, per the Budget Resolution, Restricted Funds have a continuing appropriation throughout the year, resulting in certain years having more expenditures than originally appropriated in the Annual Appropriation Bill.
3. FY2024 Capital Improvements excludes capital purchases funded with operating dollars.

SUMMARY OF APPROPRIATIONS AND EXP BY CONTROL OFFICER

Control Officers	FY 2020 Expenditures	FY 2020 Appropriations	FY 2021 Expenditures	FY 2021 Appropriations	FY 2022 Expenditures	FY 2022 Appropriations	FY 2023 Expenditures	FY 2023 Appropriations	FY 2024 Appropriations	Difference FY24 - FY23
General Funds										
1025-Offices Under the President	210,030,151	233,241,720	218,028,668	235,260,541	232,564,932	254,224,308	259,103,081	281,305,055	297,022,268	15,717,213
1151-Elected And Appointed Officials	942,637,398	1,168,995,249	1,102,767,583	1,140,435,487	1,186,937,148	1,211,242,100	1,080,447,547	1,062,716,475	1,119,385,100	56,668,625
1588-Fixed Charges	460,222,176	517,055,059	530,697,041	520,631,637	482,460,898	543,963,076	549,878,959	630,257,386	779,843,620	149,586,234
Total General Funds	\$1,612,889,725	\$1,919,292,028	\$1,851,493,292	\$1,896,327,665	\$1,901,962,978	\$2,009,429,485	\$1,889,429,587	\$1,974,278,917	\$2,196,250,989	\$221,972,072
Health Enterprise Fund										
4010-Cook County Health & Hospital Systems Board	3,222,198,233	2,823,996,341	3,743,977,755	3,387,383,155	4,299,768,367	3,858,525,775	4,913,972,327	3,991,927,938	4,256,298,868	264,370,930
Total Health Enterprise Fund	\$3,222,198,233	\$2,823,996,341	\$3,743,977,755	\$3,387,383,155	\$4,299,768,367	\$3,858,525,775	\$4,913,972,327	\$3,991,927,938	\$4,256,298,868	\$264,370,930
Total General and Enterprise Funds	\$4,835,087,958	\$4,743,288,369	\$5,595,471,046	\$5,283,710,820	\$6,201,731,345	\$5,867,955,260	\$6,803,401,914	\$5,966,206,855	\$6,452,549,857	\$486,343,002
Special Purpose										
11306-Election										
1151-Elected And Appointed Officials	51,293,152	51,747,359	23,353,179	29,840,858	51,713,074	60,411,563	25,936,012	30,605,188	64,303,928	33,698,740
Total 11306-Election	\$51,293,152	\$51,747,359	\$23,353,179	\$29,840,858	\$51,713,074	\$60,411,563	\$25,936,012	\$30,605,188	\$64,303,928	\$33,698,740
11285-Mortgage Foreclosure Mediation Program										
1151-Elected And Appointed Officials	-	-	-	-	-	826,450	-	2,078,389	2,900,000	821,611
Total 11285-Mortgage Foreclosure Mediation Program	-	-	-	-	-	\$826,450	-	\$2,078,389	\$2,900,000	\$821,611
11248-Lead Poisoning Prevention										
4010-Cook County Health & Hospital Systems Board	1,298,202	3,210,793	1,469,584	3,273,332	607,713	2,925,164	1,350,895	3,611,888	1,336,810	(2,275,078)
Total 11248-Lead Poisoning Prevention	\$1,298,202	\$3,210,793	\$1,469,584	\$3,273,332	\$607,713	\$2,925,164	\$1,350,895	\$3,611,888	\$1,336,810	\$(2,275,078)
11249-Geographical Information System										
1025-Offices Under the President	4,328,030	7,474,432	3,882,008	9,339,762	9,721,555	12,777,640	11,667,367	16,192,647	20,655,126	4,462,479
Total 11249-Geographical Information System	\$4,328,030	\$7,474,432	\$3,882,008	\$9,339,762	\$9,721,555	\$12,777,640	\$11,667,367	\$16,192,647	\$20,655,126	\$4,462,479
11252-State's Attorney Narcotics Forfeiture										
1151-Elected And Appointed Officials	1,760,032	2,208,775	1,592,133	2,825,708	1,364,359	2,687,307	2,638,016	2,956,906	3,191,029	234,123
Total 11252-State's Attorney Narcotics Forfeiture	\$1,760,032	\$2,208,775	\$1,592,133	\$2,825,708	\$1,364,359	\$2,687,307	\$2,638,016	\$2,956,906	\$3,191,029	\$234,123
11255-Suburban Tuberculosis Sanitarium District										
4010-Cook County Health & Hospital Systems Board	142,646	3,900,000	3,756,027	3,756,027	183,974	183,974	1,136,555	1,202,607	-	(1,202,607)
Total 11255-Suburban Tuberculosis Sanitarium District	\$142,646	\$3,900,000	\$3,756,027	\$3,756,027	\$183,974	\$183,974	\$1,136,555	\$1,202,607	-	\$(1,202,607)
11258-Clerk Circuit Court Administrative										
1151-Elected And Appointed Officials	591,674	692,586	567,544	673,147	560,876	652,171	519,530	548,032	683,372	135,340
Total 11258-Clerk Circuit Court Administrative	\$591,674	\$692,586	\$567,544	\$673,147	\$560,876	\$652,171	\$519,530	\$548,032	\$683,372	\$135,340
11259-GIS Fee										
1151-Elected And Appointed Officials	1,220,799	1,519,857	577,069	971,016	1,242,500	2,013,529	2,033,677	2,722,453	4,115,285	1,392,832

SUMMARY OF APPROPRIATIONS AND EXP BY CONTROL OFFICER

Control Officers	FY 2020	FY 2020	FY 2021	FY 2021	FY 2022	FY 2022	FY 2023	FY 2023	FY 2024	Difference
	Expenditures	Appropriations	Expenditures	Appropriations	Expenditures	Appropriations	Expenditures	Appropriations	Appropriations	FY24 - FY23
Total 11259-GIS Fee	\$1,220,799	\$1,519,857	\$577,069	\$971,016	\$1,242,500	\$2,013,529	\$2,033,677	\$2,722,453	\$4,115,285	\$1,392,832
11260-County Clerk Rental Housing Support Fee										
1151-Elected And Appointed Officials	323,939	289,872	-	-	19,009	21,467	84,051	93,862	7,878	(85,984)
Total 11260-County Clerk Rental Housing Support Fee	\$323,939	\$289,872	\$(0)	\$0	\$19,009	\$21,467	\$84,051	\$93,862	\$7,878	\$(85,984)
11262-Sheriff's Women's Justice Services										
1151-Elected And Appointed Officials	(75,000)	75,000	-	75,000	75,000	75,000	65	350,000	320,000	(30,000)
Total 11262-Sheriff's Women's Justice Services	\$(75,000)	\$75,000	\$0	\$75,000	\$75,000	\$75,000	\$65	\$350,000	\$320,000	\$(30,000)
11266-Vehicle Purchase										
1151-Elected And Appointed Officials	449,050	500,000	22,997	226,385	-	-	-	-	-	-
Total 11266-Vehicle Purchase	\$449,050	\$500,000	\$22,997	\$226,385	\$0	-	\$0	-	-	\$0
11268-Assessor Special Revenue										
1151-Elected And Appointed Officials	411,937	747,987	514,317	651,000	400,210	400,210	108,000	108,000	639,942	531,942
Total 11268-Assessor Special Revenue	\$411,937	\$747,987	\$514,317	\$651,000	\$400,210	\$400,210	\$108,000	\$108,000	\$639,942	\$531,942
11269-Circuit Court Electronic Citation										
1151-Elected And Appointed Officials	181,351	336,450	92,145	319,274	160,500	298,337	99,060	213,731	800,508	586,777
Total 11269-Circuit Court Electronic Citation	\$181,351	\$336,450	\$92,145	\$319,274	\$160,500	\$298,337	\$99,060	\$213,731	\$800,508	\$586,777
11270-Medical Examiner Fees										
1025-Offices Under the President	(79,208)	737,963	120,895	702,144	86	627,530	91,569	727,079	785,040	57,961
Total 11270-Medical Examiner Fees	\$(79,208)	\$737,963	\$120,895	\$702,144	\$86	\$627,530	\$91,569	\$727,079	\$785,040	\$57,961
11271-State's Attorney Records Automation Fund										
1151-Elected And Appointed Officials	185,942	332,345	154,455	256,570	163,899	266,455	192,228	181,295	196,155	14,860
Total 11271-State's Attorney Records Automation Fund	\$185,942	\$332,345	\$154,455	\$256,570	\$163,899	\$266,455	\$192,228	\$181,295	\$196,155	\$14,860
11272-Public Defender Records Automation Fund										
1025-Offices Under the President	66	305,056	1,509	1,509	102	150,102	-	-	-	-
Total 11272-Public Defender Records Automation Fund	\$66	\$305,056	\$1,509	\$1,509	\$102	\$150,102	\$0	-	-	\$0
11273-Environmental Control Solid Waste Management										
1025-Offices Under the President	223,349	800,151	124,068	764,192	394,955	1,094,096	487,928	1,034,773	1,111,027	76,254
Total 11273-Environmental Control Solid Waste Management	\$223,349	\$800,151	\$124,068	\$764,192	\$394,955	\$1,094,096	\$487,928	\$1,034,773	\$1,111,027	\$76,254
11274-Land Bank Authority										
1638-Cook County Land Bank Authority	9,506,397	16,571,825	7,955,454	10,171,209	8,638,346	10,249,212	-	0	0	0
Total 11274-Land Bank Authority	\$9,506,397	\$16,571,825	\$7,955,454	\$10,171,209	\$8,638,346	\$10,249,212	\$0	\$0	\$0	\$0
11275-HUD Section 108 Loan Program										
1025-Offices Under the President	819	100,000	-	100,000	-	77,000	2,715,519	2,750,116	707,729	(2,042,387)
Total 11275-HUD Section 108 Loan Program	\$819	\$100,000	\$0	\$100,000	\$0	\$77,000	\$2,715,519	\$2,750,116	\$707,729	\$(2,042,387)

SUMMARY OF APPROPRIATIONS AND EXP BY CONTROL OFFICER

Control Officers	FY 2020 Expenditures	FY 2020 Appropriations	FY 2021 Expenditures	FY 2021 Appropriations	FY 2022 Expenditures	FY 2022 Appropriations	FY 2023 Expenditures	FY 2023 Appropriations	FY 2024 Appropriations	Difference FY24 - FY23
11276-Erroneous Homestead Exemption Recovery										
1151-Elected And Appointed Officials	1,381,537	1,477,771	878,497	910,123	513,444	517,102	930,612	983,395	1,215,220	231,825
Total 11276-Erroneous Homestead Exemption Recovery	\$1,381,537	\$1,477,771	\$878,497	\$910,123	\$513,444	\$517,102	\$930,612	\$983,395	\$1,215,220	\$231,825
11277-Pharmaceutical Disposal Fund										
1151-Elected And Appointed Officials	720	100,000	22,029	100,000	-	100,000	15,239	250,000	250,000	-
Total 11277-Pharmaceutical Disposal Fund	\$720	\$100,000	\$22,029	\$100,000	\$0	\$100,000	\$15,239	\$250,000	\$250,000	\$0
11278-Sheriff's Operations State Asset Forfeiture										
1151-Elected And Appointed Officials	541,071	985,843	306,998	703,329	77,493	335,000	290,712	1,090,415	1,005,819	(84,596)
Total 11278-Sheriff's Operations State Asset Forfeiture	\$541,071	\$985,843	\$306,998	\$703,329	\$77,493	\$335,000	\$290,712	\$1,090,415	\$1,005,819	\$(84,596)
11279-Sheriff's Money Laundering State Asset Forfeiture										
1151-Elected And Appointed Officials	25,031	78,840	26,090	45,796	14,000	25,000	19,546	250,929	247,803	(3,126)
Total 11279-Sheriff's Money Laundering State Asset Forfeiture	\$25,031	\$78,840	\$26,090	\$45,796	\$14,000	\$25,000	\$19,546	\$250,929	\$247,803	\$(3,126)
11288-Zaborowski Fund										
1151-Elected And Appointed Officials	-	-	-	-	-	-	-	812,238	812,238	0
Total 11288-Zaborowski Fund	-	-	-	-	-	-	-	\$812,238	\$812,238	\$0
11291-DOC Program Services Fund										
1151-Elected And Appointed Officials	-	-	-	-	-	-	-	732,492	732,492	-
Total 11291-DOC Program Services Fund	-	-	-	-	-	-	-	\$732,492	\$732,492	\$0
11302-Township Roads										
1025-Offices Under the President	51,686	3,400,656	555,467	3,957,383	393,381	6,171,648	69,310	6,153,428	7,413,285	1,259,857
Total 11302-Township Roads	\$51,686	\$3,400,656	\$555,467	\$3,957,383	\$393,381	\$6,171,648	\$69,310	\$6,153,428	\$7,413,285	\$1,259,857
11310-County Law Library										
1025-Offices Under the President	4,206,169	4,495,018	4,340,272	4,576,963	3,979,627	4,167,934	3,809,451	3,987,308	3,748,277	(239,031)
Total 11310-County Law Library	\$4,206,169	\$4,495,018	\$4,340,272	\$4,576,963	\$3,979,627	\$4,167,934	\$3,809,451	\$3,987,308	\$3,748,277	\$(239,031)
11312-Animal Control										
1025-Offices Under the President	3,426,696	13,500,110	7,328,264	13,607,563	7,798,261	13,722,687	3,051,234	8,151,989	10,614,655	2,462,666
Total 11312-Animal Control	\$3,426,696	\$13,500,110	\$7,328,264	\$13,607,563	\$7,798,261	\$13,722,687	\$3,051,234	\$8,151,989	\$10,614,655	\$2,462,666
11314-County Clerk Document Storage System										
1151-Elected And Appointed Officials	3,120,565	3,481,500	2,802,036	4,519,047	4,067,899	5,717,855	6,600,572	9,261,772	9,205,364	(56,408)
Total 11314-County Clerk Document Storage System	\$3,120,565	\$3,481,500	\$2,802,036	\$4,519,047	\$4,067,899	\$5,717,855	\$6,600,572	\$9,261,772	\$9,205,364	\$(56,408)
11316-County Clerk Automation										
1151-Elected And Appointed Officials	1,424,964	1,646,593	991,191	1,300,908	779,714	1,245,346	927,323	1,815,300	1,753,053	(62,247)
Total 11316-County Clerk Automation	\$1,424,964	\$1,646,593	\$991,191	\$1,300,908	\$779,714	\$1,245,346	\$927,323	\$1,815,300	\$1,753,053	\$(62,247)

SUMMARY OF APPROPRIATIONS AND EXP BY CONTROL OFFICER

Control Officers	FY 2020 Expenditures	FY 2020 Appropriations	FY 2021 Expenditures	FY 2021 Appropriations	FY 2022 Expenditures	FY 2022 Appropriations	FY 2023 Expenditures	FY 2023 Appropriations	FY 2024 Appropriations	Difference FY24 - FY23
11318-Circuit Court Document Storage										
1151-Elected And Appointed Officials	7,530,915	9,285,279	6,321,255	7,384,813	5,530,649	6,773,641	5,858,415	6,930,886	8,277,253	1,346,367
Total 11318-Circuit Court Document Storage	\$7,530,915	\$9,285,279	\$6,321,255	\$7,384,813	\$5,530,649	\$6,773,641	\$5,858,415	\$6,930,886	\$8,277,253	\$1,346,367
11320-Circuit Court Automation										
1151-Elected And Appointed Officials	10,114,486	10,650,000	2,029,931	10,449,873	3,008,383	8,087,949	5,902,813	7,379,396	8,067,361	687,965
Total 11320-Circuit Court Automation	\$10,114,486	\$10,650,000	\$2,029,931	\$10,449,873	\$3,008,383	\$8,087,949	\$5,902,813	\$7,379,396	\$8,067,361	\$687,965
11322-Circuit Court Illinois Dispute Resolution										
1151-Elected And Appointed Officials	175,161	218,207	130,372	176,480	132,021	160,154	271,322	300,197	300,146	(51)
Total 11322-Circuit Court Illinois Dispute Resolution	\$175,161	\$218,207	\$130,372	\$176,480	\$132,021	\$160,154	\$271,322	\$300,197	\$300,146	\$(51)
11324-Sheriff 911 - Intergovernmental Agreement - ETSB										
1151-Elected And Appointed Officials	1,255,115	1,766,307	2,331,900	2,477,422	1,905,779	2,803,574	1,816,122	3,327,674	4,170,446	842,772
Total 11324-Sheriff 911 - Intergovernmental Agreement - ETSB	\$1,255,115	\$1,766,307	\$2,331,900	\$2,477,422	\$1,905,779	\$2,803,574	\$1,816,122	\$3,327,674	\$4,170,446	\$842,772
11326-Adult Probation Service Fee										
1151-Elected And Appointed Officials	318,307	2,725,000	302,924	1,603,113	372,379	3,161,160	396,192	4,266,740	1,653,906	(2,612,834)
Total 11326-Adult Probation Service Fee	\$318,307	\$2,725,000	\$302,924	\$1,603,113	\$372,379	\$3,161,160	\$396,192	\$4,266,740	\$1,653,906	\$(2,612,834)
11328-Social Services Probation Court Fee										
1151-Elected And Appointed Officials	754,074	2,389,387	342,577	2,572,297	316,166	1,175,351	268,426	1,850,215	1,673,622	(176,593)
Total 11328-Social Services Probation Court Fee	\$754,074	\$2,389,387	\$342,577	\$2,572,297	\$316,166	\$1,175,351	\$268,426	\$1,850,215	\$1,673,622	\$(176,593)
11854-County Treasurer Tax Sales Automation										
1151-Elected And Appointed Officials	9,573,702	12,441,151	10,035,666	11,987,500	10,245,193	12,126,966	11,759,062	12,833,429	14,783,691	1,950,262
Total 11854-County Treasurer Tax Sales Automation	\$9,573,702	\$12,441,151	\$10,035,666	\$11,987,500	\$10,245,193	\$12,126,966	\$11,759,062	\$12,833,429	\$14,783,691	\$1,950,262
11856-MFT Illinois First (1st)										
1025-Offices Under the President	39,994,464	49,693,005	41,039,229	49,796,700	44,002,783	54,650,292	45,166,545	55,763,852	56,831,140	1,067,288
Total 11856-MFT Illinois First (1st)	\$39,994,464	\$49,693,005	\$41,039,229	\$49,796,700	\$44,002,783	\$54,650,292	\$45,166,545	\$55,763,852	\$56,831,140	\$1,067,288
11857-PACE Note and Interest Fund										
1025-Offices Under the President	-	-	-	-	-	-	-	-	818,918	818,918
Total 11857-PACE Note and Interest Fund	-	-	-	-	-	-	-	-	\$818,918	\$818,918
11281-PEG Access Support Fund										
1025-Offices Under the President	-	82,000	-	162,000	37,089	244,000	223,362	324,000	110,000	(214,000)
Total 11281-PEG Access Support Fund	\$0	\$82,000	\$0	\$162,000	\$37,089	\$244,000	\$223,362	\$324,000	\$110,000	\$(214,000)
11282-Assessor GIS Fee Fund										
1151-Elected And Appointed Officials	487,382	767,248	1,192,520	1,494,272	2,407,054	2,703,005	1,397,672	2,531,062	2,405,108	(125,954)
Total 11282-Assessor GIS Fee Fund	\$487,382	\$767,248	\$1,192,520	\$1,494,272	\$2,407,054	\$2,703,005	\$1,397,672	\$2,531,062	\$2,405,108	\$(125,954)

SUMMARY OF APPROPRIATIONS AND EXP BY CONTROL OFFICER

Control Officers	FY 2020	FY 2020	FY 2021	FY 2021	FY 2022	FY 2022	FY 2023	FY 2023	FY 2024	Difference FY24 - FY23
	Expenditures	Appropriations	Expenditures	Appropriations	Expenditures	Appropriations	Expenditures	Appropriations	Appropriations	
11300-Motor Fuel Tax										
1025-Offices Under the President	54,700,712	157,741,939	89,078,582	243,765,824	103,220,356	270,553,029	127,591,393	278,719,936	334,238,133	55,518,196
Total 11300-Motor Fuel Tax	\$54,700,712	\$157,741,939	\$89,078,582	\$243,765,824	\$103,220,356	\$270,553,029	\$127,591,393	\$278,719,936	\$334,238,133	\$55,518,196
11284-COVID-19 Federal Programs										
1025-Offices Under the President	121,368,774	-	147,033,495	49,954,000	66,563,572	56,374,566	39,802,986	16,154,613	20,202,354	4,047,741
1151-Elected And Appointed Officials	205,302,558	-	44,829,131	-	-	-	-	-	-	-
1588-Fixed Charges	1,006,581	-	-	-	-	-	-	-	-	-
4010-Cook County Health & Hospital Systems Board	1,086,458	-	6,343,979	-	-	-	-	-	-	-
Total 11284-COVID-19 Federal Programs	\$328,764,371	-	\$198,206,604	\$49,954,000	\$66,563,572	\$56,374,566	\$39,802,986	\$16,154,613	\$20,202,354	\$4,047,741
11286-American Rescue Plan Act (ARPA) Fund										
1025-Offices Under the President	-	-	7,816,032	-	70,827,972	391,853,224	165,245,975	662,428,917	628,232,798	(34,196,119)
1151-Elected And Appointed Officials	-	-	16,143,000	-	27,124,020	17,777,118	16,339,031	8,382,361	6,144,564	(2,237,797)
1588-Fixed Charges	-	-	-	-	(305)	-	-	-	-	-
1638-Cook County Land Bank Authority	-	-	33,000	-	-	-	12,000	-	-	-
4010-Cook County Health & Hospital Systems Board	-	-	7,483,000	-	17,433,987	-	25,842,124	58,047,633	49,683,682	(8,363,951)
Total 11286-American Rescue Plan Act (ARPA) Fund	-	-	\$31,475,032	-	\$115,385,674	\$409,630,342	\$207,439,131	\$728,858,911	\$684,061,044	\$(44,797,867)
11287-Equity Fund SPF										
1025-Offices Under the President	-	-	(52,755,242)	-	8,500,256	54,405,242	(21,119,307)	39,680,697	106,832,913	67,152,216
1151-Elected And Appointed Officials	-	-	-	-	-	-	-	-	20,000	20,000
1638-Cook County Land Bank Authority	-	-	-	-	-	-	935,074	5,000,000	6,270,000	1,270,000
4010-Cook County Health & Hospital Systems Board	-	-	-	-	-	-	-	-	50,000	50,000
Total 11287-Equity Fund SPF	-	-	\$(52,755,242)	-	\$8,500,256	\$54,405,242	\$(20,184,233)	\$44,680,697	\$113,172,913	\$68,492,216
11289-Transportation Related Home Rule Taxes										
1025-Offices Under the President	-	-	-	-	-	-	11,634,859	12,382,536	14,831,548	2,449,012
1151-Elected And Appointed Officials	-	-	-	-	-	-	213,410,108	225,067,464	233,568,452	8,500,988
Total 11289-Transportation Related Home Rule Taxes	-	-	-	-	-	-	\$225,044,967	\$237,450,000	\$248,400,000	\$10,950,000
11290-Opioid Remediation and Abatement										
1025-Offices Under the President	-	-	-	-	-	-	-	5,000,000	15,414,000	10,414,000
1151-Elected And Appointed Officials	-	-	-	-	-	-	-	-	423,033	423,033
4010-Cook County Health & Hospital Systems Board	-	-	-	-	-	-	364,924	-	1,056,678	1,056,678
Total 11290-Opioid Remediation and Abatement	-	-	-	-	-	-	\$364,924	\$5,000,000	\$16,893,711	\$11,893,711
11601-Infrastructure and equipment fund										
1025-Offices Under the President	-	-	-	-	-	-	(30,000,000)	-	5,726,382	5,726,382
1151-Elected And Appointed Officials	-	-	-	-	-	-	-	-	22,195,724	22,195,724
1638-Cook County Land Bank Authority	-	-	-	-	-	-	-	-	12,894	12,894
4010-Cook County Health & Hospital Systems Board	-	-	-	-	-	-	-	-	2,065,000	2,065,000
Total 11601-Infrastructure and equipment fund	-	-	-	-	-	-	\$(30,000,000)	\$0	\$30,000,000	\$30,000,000

SUMMARY OF APPROPRIATIONS AND EXP BY CONTROL OFFICER

Control Officers	FY 2020 Expenditures	FY 2020 Appropriations	FY 2021 Expenditures	FY 2021 Appropriations	FY 2022 Expenditures	FY 2022 Appropriations	FY 2023 Expenditures	FY 2023 Appropriations	FY 2024 Appropriations	Difference FY24 - FY23
11250-Self Insurance										
1025-Offices Under the President	(37,501,371)	-	(47,301,676)	-	(8,857,878)	-	(26,994,024)	-	-	-
Total 11250-Self Insurance	\$(37,501,371)	\$0	\$(47,301,676)	\$0	\$(8,857,878)	\$0	\$(26,994,024)	\$0	\$0	\$(0)
11303-Annuity and Benefit Fund										
1025-Offices Under the President	200,939,170	200,939,170	286,740	201,879,823	(51,749)	202,168,959	90,158	201,065,759	105,393,207	(95,672,552)
Total 11303-Annuity and Benefit Fund	\$200,939,170	\$200,939,170	\$286,740	\$201,879,823	\$(51,749)	\$202,168,959	\$90,158	\$201,065,759	\$105,393,207	\$(95,672,552)
11716-Bond and Interest Ser 1999 B Refunding										
1025-Offices Under the President	259,940,094	259,940,094	-	261,964,428	-	256,011,381	-	255,851,296	259,630,924	3,779,628
Total 11716-Bond and Interest Ser 1999 B Refunding	\$259,940,094	\$259,940,094	-	\$261,964,428	-	\$256,011,381	-	\$255,851,296	\$259,630,924	\$3,779,628
Total Special Purpose	\$962,988,200	\$829,355,568	\$344,150,642	\$939,336,791	\$445,587,703	\$1,468,769,390	\$660,989,704	\$1,962,154,896	\$2,049,835,911	\$87,681,015
Restricted	138,560,481	256,639,152	285,831,179	364,942,358	240,303,388	434,148,526	134,791,967	500,610,722	432,425,102	(68,185,621)
Total Operating Fund	\$5,936,636,639	\$5,829,283,089	\$6,225,452,867	\$6,587,989,969	\$6,887,622,436	\$7,770,873,175	\$7,599,183,586	\$8,428,972,474	\$8,934,810,870	\$505,838,396
Capital Improvements	\$105,243,473	\$369,958,649	\$98,131,723	\$350,655,597	\$93,380,356	\$343,235,005	\$113,626,888	\$364,036,625	\$326,947,585	\$(37,089,040)
Grand Total	\$6,041,880,112	\$6,199,241,738	\$6,323,584,590	\$6,938,645,565	\$6,981,002,792	\$8,114,108,180	\$7,712,810,474	\$8,793,009,099	\$9,261,758,455	\$468,749,356

NOTES:

1. FY2020-FY2022 Expenditures have been restated to align with the end-of-year Trial Balance report. FY2023 Expenditures are reflected as of November 2023 and are unaudited.
2. For Restricted Funds, the appropriation amount reflects the amount at the time the Annual Appropriation Bill is passed for that year. However, per the Budget Resolution, Restricted Funds have a continuing appropriation throughout the year, resulting in certain years having more expenditures than originally appropriated in the Annual Appropriation Bill.
3. FY2024 Capital Improvements excludes capital purchases funded with operating dollars.

SUMMARY OF APPROPRIATIONS AND EXP BY CONTROL OFFICER AND DEPARTMENT

Departments	FY 2020 Expenditures	FY 2020 Appropriations	FY 2021 Expenditures	FY 2021 Appropriations	FY 2022 Expenditures	FY 2022 Appropriations	FY 2023 Expenditures	FY 2023 Appropriations	FY 2024 Appropriations	Difference FY24 - FY23
General Fund										
1010-Office of the President	2,111,860	3,455,211	3,378,300	3,601,790	3,525,639	4,376,350	4,230,585	6,194,664	7,201,972	1,007,308
1205-Justice Advisory Council	768,059	836,512	760,587	1,027,020	1,043,527	1,253,127	1,360,203	1,396,471	2,871,457	1,474,986
1051-President	\$2,879,919	\$4,291,724	\$4,138,887	\$4,628,809	\$4,569,166	\$5,629,478	\$5,590,788	\$7,591,135	\$10,073,429	\$2,482,294
1021-Office of the Chief Financial Officer	1,262,438	1,518,072	1,399,939	1,559,125	1,341,670	1,903,258	1,776,877	2,787,669	2,911,267	123,598
1007-Revenue	8,721,332	10,577,679	9,005,867	9,862,536	9,147,822	10,536,708	9,813,746	11,256,211	11,394,943	138,732
1008-Risk Management	2,481,024	2,487,132	2,428,125	2,583,410	2,370,958	2,622,768	2,515,599	2,897,253	2,963,123	65,870
1014-Budget and Management Services	1,471,633	1,750,738	1,735,431	1,838,206	2,064,327	2,187,001	3,117,531	3,684,059	3,859,759	175,700
1020-County Comptroller	3,640,970	3,988,823	3,674,546	4,044,724	3,651,211	4,195,207	4,093,319	5,420,822	5,516,652	95,830
1022-Contract Compliance	1,155,052	1,124,480	1,083,828	1,130,187	1,029,389	1,265,039	2,101,177	2,297,663	2,324,023	26,359
1030-Chief Procurement Officer	2,747,497	3,438,050	3,257,062	3,877,024	3,358,487	4,649,297	4,683,586	7,375,720	7,126,142	(249,578)
1076-Chief Financial Officer	\$21,479,945	\$24,884,975	\$22,584,798	\$24,895,211	\$22,963,863	\$27,359,276	\$28,101,836	\$35,719,398	\$36,095,909	\$376,511
1009-Enterprise Technology	16,942,962	19,925,907	17,437,864	18,642,395	17,863,093	20,335,890	21,953,140	27,214,104	27,903,664	689,560
1105-Chief Information Officer	\$16,942,962	\$19,925,907	\$17,437,864	\$18,642,395	\$17,863,093	\$20,335,890	\$21,953,140	\$27,214,104	\$27,903,664	\$689,560
1011-Office of Chief Admin Officer	4,446,473	5,193,436	4,081,422	4,801,629	4,160,314	5,007,900	3,610,711	5,219,452	4,668,477	(550,974)
1161-Department of Environment and Sustainability	2,227,486	2,173,131	1,901,898	1,976,604	2,364,733	2,312,445	2,663,053	2,434,384	2,786,138	351,754
1259-Medical Examiner	9,126,526	14,509,387	12,993,269	16,396,009	15,584,179	17,342,775	17,912,929	18,511,620	18,986,542	474,922
1265-Cook County Department of Emergency Management & Regional Security	1,924,834	1,430,983	852,952	1,090,000	968,286	1,036,373	2,477,778	2,211,858	2,372,901	161,042
1451-Department of Adoption and Family Supportive Services	346,373	629,427	-	-	-	-	-	-	-	-
1500-Department of Transportation And Highways	527,703	637,500	142,770	450,000	280,016	498,840	389,810	513,805	518,944	5,139
1115-Chief Administrative Officer	\$18,599,396	\$24,573,865	\$19,972,312	\$24,714,242	\$23,357,528	\$26,198,332	\$26,954,281	\$28,891,120	\$29,333,003	\$441,883
1027-Office of Economic Development	3,330,879	3,985,107	1,919,138	3,644,490	2,234,468	4,105,805	5,805,505	7,029,314	6,647,945	(381,369)
1013-Planning and Development	2,054,988	1,238,645	1,069,312	1,119,268	1,152,303	1,272,821	2,093,114	1,599,887	1,659,022	59,135
1160-Building and Zoning	4,733,700	4,966,150	4,916,419	4,995,021	5,042,694	5,295,156	5,792,571	5,629,455	6,299,435	669,981
1170-Zoning Board of Appeals	391,287	453,297	427,559	432,857	404,204	418,935	446,725	430,744	460,305	29,561
1125-Office of Economic Development	\$10,510,854	\$10,643,199	\$8,332,428	\$10,191,636	\$8,833,670	\$11,092,716	\$14,137,915	\$14,689,400	\$15,066,708	\$377,308
1032-Department of Human Resources	4,839,291	6,259,519	5,476,494	6,198,796	3,863,958	5,771,198	5,712,524	8,211,116	10,571,525	2,360,408
1033-Department of Labor Relations	-	-	-	-	1,540,091	2,114,486	2,439,359	2,651,919	3,462,785	810,866
1019-Employee Appeals Board	48,200	70,868	10,000	67,167	18,188	71,195	2,000	70,895	70,867	(28)
1135-Chief of Human Resources	\$4,887,491	\$6,330,386	\$5,486,494	\$6,265,964	\$5,422,237	\$7,956,879	\$8,153,883	\$10,933,931	\$14,105,177	\$3,171,246
1031-Office of Asset Management	3,359,430	4,181,279	3,432,888	2,925,619	3,869,060	5,350,568	4,010,028	6,108,526	6,146,936	38,411
1200-Department of Facilities Management	53,152,014	56,318,004	55,338,929	59,457,415	59,859,449	61,324,813	65,323,312	63,394,485	67,115,374	3,720,889
1140-Chief of Asset Management	\$56,511,444	\$60,499,284	\$58,771,816	\$62,383,034	\$63,728,510	\$66,675,381	\$69,333,340	\$69,503,011	\$73,262,310	\$3,759,299
1002-Human Rights And Ethics	769,030	973,335	778,251	915,131	923,606	1,001,736	1,243,793	1,535,664	1,692,297	156,633
1145-Department of Human Rights And Ethics	\$769,030	\$973,335	\$778,251	\$915,131	\$923,606	\$1,001,736	\$1,243,793	\$1,535,664	\$1,692,297	\$156,633
1026-Administrative Hearing Board	1,029,552	1,480,436	1,107,283	1,351,468	1,165,718	1,478,701	1,171,616	1,527,970	1,567,068	39,098
1150-Administrative Hearings	\$1,029,552	\$1,480,436	\$1,107,283	\$1,351,468	\$1,165,718	\$1,478,701	\$1,171,616	\$1,527,970	\$1,567,068	\$39,098
1070-County Auditor	919,129	1,162,725	969,771	1,215,895	942,439	1,313,176	1,171,313	1,911,725	1,969,572	57,847
1155-County Auditor	\$919,129	\$1,162,725	\$969,771	\$1,215,895	\$942,439	\$1,313,176	\$1,171,313	\$1,911,725	\$1,969,572	\$57,847

SUMMARY OF APPROPRIATIONS AND EXP BY CONTROL OFFICER AND DEPARTMENT

Departments	FY 2020 Expenditures	FY 2020 Appropriations	FY 2021 Expenditures	FY 2021 Appropriations	FY 2022 Expenditures	FY 2022 Appropriations	FY 2023 Expenditures	FY 2023 Appropriations	FY 2024 Appropriations	Difference FY24 - FY23
1260-Public Defender	75,500,428	78,475,884	78,448,764	80,056,755	82,795,102	85,182,742	81,291,176	81,787,599	85,953,131	4,165,532
1126-Public Defender	\$75,500,428	\$78,475,884	\$78,448,764	\$80,056,755	\$82,795,102	\$85,182,742	\$81,291,176	\$81,787,599	\$85,953,131	\$4,165,532
1025-Offices Under the President	\$210,030,151	\$233,241,720	\$218,028,668	\$235,260,541	\$232,564,932	\$254,224,308	\$259,103,081	\$281,305,055	\$297,022,268	\$15,717,213
1018-Office of The Secretary To The Board of Commissioners	1,608,825	1,745,747	1,675,507	1,726,643	1,665,725	1,857,055	1,558,813	2,044,852	2,162,696	117,844
1081-First District	364,489	400,000	379,485	400,000	382,609	406,443	361,041	450,000	465,000	15,000
1082-Second District	385,285	400,000	384,872	400,000	379,984	407,491	440,541	450,000	465,000	14,999
1083-Third District	357,727	400,000	357,886	400,000	388,324	405,176	412,708	450,000	465,000	15,000
1084-Fourth District	382,667	400,000	387,693	400,000	371,603	406,992	431,918	450,000	465,000	15,000
1085-Fifth District	426,391	470,000	429,135	470,000	444,824	478,380	400,682	450,000	465,000	15,000
1086-Sixth District	371,707	400,000	368,454	400,000	366,223	407,335	427,375	450,000	465,000	15,000
1087-Seventh District	380,437	400,000	380,041	400,000	345,509	407,128	380,310	450,000	465,000	15,000
1088-Eighth District	346,902	400,000	400,489	400,000	341,670	407,267	354,242	450,000	465,000	15,000
1089-Ninth District	384,131	400,000	386,534	400,000	419,821	407,176	344,805	450,000	465,000	15,000
1090-Tenth District	352,031	400,000	344,926	400,000	310,595	407,938	334,188	450,000	465,000	14,999
1091-Eleventh District	268,458	450,000	272,035	450,000	308,916	459,373	386,281	508,500	523,500	15,000
1092-Twelfth District	378,554	400,000	400,300	400,000	401,920	406,926	437,310	450,000	465,000	15,000
1093-Thirteenth District	363,516	400,000	347,705	400,000	322,714	405,903	431,939	450,000	465,000	14,999
1094-Fourteenth District	364,840	400,000	361,778	400,000	379,511	407,111	448,424	450,000	465,000	15,000
1095-Fifteenth District	355,209	400,000	391,677	400,000	368,945	407,702	411,090	450,000	465,000	14,999
1096-Sixteenth District	315,233	400,000	374,315	400,000	392,827	407,450	428,514	450,000	465,000	15,000
1097-Seventeenth District	377,111	400,000	381,019	400,000	400,050	406,186	443,730	450,000	465,000	15,000
1176-Cook County Board of Commissioners	\$7,783,512	\$8,665,748	\$8,023,853	\$8,646,641	\$7,991,770	\$8,899,032	\$8,433,913	\$9,753,353	\$10,126,194	\$372,841
1040-County Assessor	24,204,827	26,948,316	27,809,942	28,065,219	26,519,794	29,688,486	28,831,369	31,378,311	32,165,816	787,505
1251-Assessor	\$24,204,827	\$26,948,316	\$27,809,942	\$28,065,219	\$26,519,794	\$29,688,486	\$28,831,369	\$31,378,311	\$32,165,816	\$787,505
1050-Board of Review	12,785,481	13,473,108	13,895,972	14,072,527	15,247,264	14,923,971	17,950,686	18,007,729	19,644,374	1,636,645
1276-Board of Review	\$12,785,481	\$13,473,108	\$13,895,972	\$14,072,527	\$15,247,264	\$14,923,971	\$17,950,686	\$18,007,729	\$19,644,374	\$1,636,645
1060-County Treasurer	684,658	844,997	562,066	769,732	514,121	708,963	687,837	708,963	706,312	(2,651)
1301-Treasurer	\$684,658	\$844,997	\$562,066	\$769,732	\$514,121	\$708,963	\$687,837	\$708,963	\$706,312	\$(2,651)
1080-Office of Independent Inspector General	1,459,219	1,858,826	1,878,919	1,874,663	1,745,001	2,114,374	2,006,663	2,307,093	2,456,335	149,243
1327-Inspector General	\$1,459,219	\$1,858,826	\$1,878,919	\$1,874,663	\$1,745,001	\$2,114,374	\$2,006,663	\$2,307,093	\$2,456,335	\$149,243
1110-County Clerk	11,431,755	12,801,649	15,564,648	18,812,385	15,942,857	19,533,358	17,553,817	20,619,487	20,686,223	66,736
1352-County Clerk	\$11,431,755	\$12,801,649	\$15,564,648	\$18,812,385	\$15,942,857	\$19,533,358	\$17,553,817	\$20,619,487	\$20,686,223	\$66,736
1130-Recorder of Deeds	6,169,751	7,228,962	-	-	21	-	-	-	-	-
1402-Recorder of Deeds	\$6,169,751	\$7,228,962	\$0	\$0	\$21	\$0	\$0	\$0	\$0	\$0
1210-Office of the Sheriff	1,843,622	1,450,948	1,883,589	1,745,853	1,905,142	2,051,574	2,328,891	2,397,819	1,940,751	(457,068)
1214-Sheriff's Administration And Human Resources	38,823,554	40,873,542	35,229,744	33,030,084	33,543,651	33,914,263	37,667,688	37,170,349	40,718,000	3,547,651
1216-Office of Prof Review, Prof Integrity Special Investigations	3,236,243	3,223,888	3,252,057	3,186,071	3,590,738	3,617,135	3,919,324	3,795,376	4,216,212	420,836
1217-Sheriff's Information Technology	20,309,522	20,666,956	20,719,818	18,520,551	23,569,544	23,916,158	29,188,237	28,381,401	30,375,835	1,994,434
1239-Department of Corrections	223,566,511	336,289,201	332,117,890	341,546,302	364,824,693	350,740,037	284,294,479	262,599,838	268,866,787	6,266,948
1249-Sheriff's Merit Board	1,254,419	1,384,902	1,406,347	1,606,131	1,703,746	1,798,307	1,805,569	1,876,458	1,964,540	88,082

SUMMARY OF APPROPRIATIONS AND EXP BY CONTROL OFFICER AND DEPARTMENT

Departments	FY 2020	FY 2020	FY 2021	FY 2021	FY 2022	FY 2022	FY 2023	FY 2023	FY 2024	Difference
	Expenditures	Appropriations	Expenditures	Appropriations	Expenditures	Appropriations	Expenditures	Appropriations	Appropriations	FY24 - FY23
1230-Court Services Division	86,500,589	102,006,496	79,412,143	79,040,679	88,743,446	88,840,712	94,085,725	90,345,519	95,785,664	5,440,145
1236-Comm Super./Intervention	-	-	2,147	-	-	-	-	-	-	-
1231-Police Department	41,603,307	69,998,591	65,327,639	71,485,582	83,134,327	75,715,818	57,148,917	50,711,496	53,782,422	3,070,927
1232-Community Corrections Department	14,081,036	22,972,775	21,902,652	23,001,566	24,607,960	27,929,151	16,670,045	18,249,387	19,051,441	802,054
1427-Sheriff	\$431,218,804	\$598,867,299	\$561,254,026	\$573,162,818	\$625,623,247	\$608,523,156	\$527,108,873	\$495,527,642	\$516,701,652	\$21,174,010
1250-State's Attorney	120,714,356	130,685,689	126,523,336	133,689,550	129,714,420	141,166,092	126,747,398	127,793,567	132,868,738	5,075,170
1453-State's Attorney	\$120,714,356	\$130,685,689	\$126,523,336	\$133,689,550	\$129,714,420	\$141,166,092	\$126,747,398	\$127,793,567	\$132,868,738	\$5,075,170
1310-Office of the Chief Judge	42,321,677	48,552,377	43,920,111	46,415,200	48,496,811	52,061,173	45,139,410	49,311,461	53,327,933	4,016,472
1280-Adult Probation Dept.	52,215,891	53,783,847	52,578,536	52,604,180	54,041,593	54,157,566	52,886,945	51,443,735	55,621,793	4,178,058
1305-Public Guardian	18,219,603	21,733,779	22,457,881	22,040,586	23,750,342	24,552,014	26,409,456	25,612,502	26,550,089	937,587
1312-Forensic Clinical Services	2,433,186	2,910,410	2,392,240	2,722,599	2,941,222	3,033,408	3,011,995	3,366,401	3,393,419	27,018
1313-Social Service	16,635,819	15,118,081	17,872,846	15,295,447	18,211,600	17,389,942	20,077,312	18,360,179	20,541,590	2,181,410
1326-Juvenile Probation	39,433,525	45,840,419	38,321,936	40,016,497	40,374,977	43,938,451	36,744,400	37,051,823	39,266,623	2,214,800
1300-Judiciary	13,827,536	14,796,562	15,374,515	16,063,460	15,255,494	16,740,148	14,068,284	15,079,928	15,050,425	(29,502)
1440-Juvenile Temporary Detention Center	45,828,940	63,166,845	57,045,606	65,370,177	64,591,351	67,372,155	64,580,973	62,636,187	67,308,346	4,672,159
1478-Chief Judge	\$230,916,176	\$265,902,320	\$249,963,671	\$260,528,147	\$267,663,391	\$279,244,857	\$262,918,776	\$262,862,216	\$281,060,218	\$18,198,001
1335-Clerk of the Circuit Court-Office of Clerk	93,884,655	100,333,234	95,899,674	99,401,775	94,461,868	104,908,673	86,245,382	92,105,882	99,599,049	7,493,167
1503-Clerk of the Circuit Court	\$93,884,655	\$100,333,234	\$95,899,674	\$99,401,775	\$94,461,868	\$104,908,673	\$86,245,382	\$92,105,882	\$99,599,049	\$7,493,167
1390-Public Administrator	1,384,203	1,385,101	1,391,476	1,412,029	1,513,395	1,531,140	1,651,953	1,652,231	1,768,874	116,643
1536-Public Administrator	\$1,384,203	\$1,385,101	\$1,391,476	\$1,412,029	\$1,513,395	\$1,531,140	\$1,651,953	\$1,652,231	\$1,768,874	\$116,643
1452-Veterans Assistance Commission	-	-	-	-	-	-	310,881	-	1,601,316	1,601,316
1563-Veterans Assistance Commission	\$0	-	\$0	-	\$0	-	\$310,881	-	\$1,601,316	\$1,601,316
1151-Elected And Appointed Officials	\$942,637,398	\$1,168,995,249	\$1,102,767,583	\$1,140,435,487	\$1,186,937,148	\$1,211,242,100	\$1,080,447,547	\$1,062,716,475	\$1,119,385,100	\$56,668,625
1490-Fixed Charges and Special Purpose Appropriations	385,728,206	429,281,907	437,867,953	453,198,362	439,371,659	478,253,559	475,281,901	546,774,216	709,879,231	163,105,014
1499-Fixed Charges and Special Purpose Appropriations	74,493,970	87,773,152	92,829,088	67,433,275	43,089,239	65,709,517	74,597,058	83,483,170	69,964,389	(13,518,781)
1489-Fixed Charges And Special Purpose Appropriations	\$460,222,176	\$517,055,059	\$530,697,041	\$520,631,637	\$482,460,898	\$543,963,076	\$549,878,959	\$630,257,386	\$779,843,620	\$149,586,234
Total General Fund	\$1,612,889,725	\$1,919,292,028	\$1,851,493,292	\$1,896,327,665	\$1,901,962,978	\$2,009,429,485	\$1,889,429,587	\$1,974,278,917	\$2,196,250,989	\$221,972,072
Health Enterprise Fund										
4890-Health System Administration	44,778,338	44,141,163	46,373,564	50,441,051	64,253,518	53,567,120	95,010,427	85,892,359	125,923,427	40,031,067
4240-Cermak Health Services	84,168,386	81,491,144	76,903,329	96,107,615	78,864,648	97,392,394	92,422,537	91,603,319	107,151,085	15,547,766
4241-Health Services - JTDC	6,693,408	7,231,183	6,678,909	8,356,869	6,525,767	8,596,859	8,156,640	9,655,114	9,697,327	42,212
4891-Provident Hospital	56,824,458	56,289,123	57,759,895	62,627,491	61,415,272	73,700,571	85,960,779	81,840,934	101,438,445	19,597,511
4893-Ambulatory & Community Health Network of Cook County	83,012,839	83,181,842	81,180,711	83,632,916	117,383,630	132,622,667	141,316,879	129,644,852	180,540,249	50,895,397
4894-Ruth M. Rothstein CORE Center	22,121,721	23,288,779	21,642,030	24,718,186	22,041,865	24,634,153	20,902,736	30,083,916	30,090,011	6,095
4895-Department of Public Health	8,068,298	10,234,781	13,745,479	16,907,639	12,311,149	17,821,440	14,726,813	20,461,383	22,266,880	1,805,497
4896-Health Plan Services	2,139,436,401	1,800,366,723	2,635,499,652	2,229,638,357	3,042,478,591	2,601,756,444	3,478,045,468	2,650,936,266	2,527,840,128	(123,096,137)
4897-John H. Stroger Jr, Hospital of Cook County	726,403,837	671,141,205	762,358,051	774,304,948	854,318,086	810,438,317	939,310,134	852,244,215	1,115,701,050	263,456,835
4898-Oak Forest Health Center	9,689,428	7,323,068	53	-	(66)	-	(2,934)	-	-	-
4899-Special Purpose Appropriations	41,001,120	39,307,330	41,836,079	40,648,081	40,175,906	37,995,811	38,122,848	39,565,580	35,650,267	(3,915,313)
Total Enterprise Funds	\$3,222,198,233	\$2,823,996,341	\$3,743,977,755	\$3,387,383,155	\$4,299,768,367	\$3,858,525,775	\$4,913,972,327	\$3,991,927,938	\$4,256,298,868	\$264,370,930

SUMMARY OF APPROPRIATIONS AND EXP BY CONTROL OFFICER AND DEPARTMENT

Departments	FY 2020 Expenditures	FY 2020 Appropriations	FY 2021 Expenditures	FY 2021 Appropriations	FY 2022 Expenditures	FY 2022 Appropriations	FY 2023 Expenditures	FY 2023 Appropriations	FY 2024 Appropriations	Difference FY24 - FY23
Total General and Enterprise Funds	\$4,835,087,958	\$4,743,288,369	\$5,595,471,046	\$5,283,710,820	\$6,201,731,345	\$5,867,955,260	\$6,803,401,914	\$5,966,206,855	\$6,452,549,857	\$486,343,002
Special Purpose Funds										
1110-County Clerk	28,222,669	28,977,235	22,286,197	28,592,714	32,806,638	36,455,592	24,702,026	28,931,731	37,898,846	8,967,115
1525-Board of Elec Comm-Election Fund	23,070,483	22,770,124	1,066,982	1,248,144	18,906,436	23,955,971	1,233,986	1,673,457	26,405,082	24,731,625
Total 11306-Election	\$51,293,152	\$51,747,359	\$23,353,179	\$29,840,858	\$51,713,074	\$60,411,563	\$25,936,012	\$30,605,188	\$64,303,928	\$33,698,740
1310-Office of the Chief Judge	-	-	-	-	-	826,450	-	2,078,389	2,900,000	821,611
Total 11285-Mortgage Foreclosure Mediation Program	-	-	-	-	-	\$826,450	-	\$2,078,389	\$2,900,000	\$821,611
4890-Health System Administration	1,298,202	3,210,793	1,469,584	3,273,332	607,713	2,925,164	1,350,895	3,611,888	1,336,810	(2,275,078)
Total 11248-Lead Poisoning Prevention	\$1,298,202	\$3,210,793	\$1,469,584	\$3,273,332	\$607,713	\$2,925,164	\$1,350,895	\$3,611,888	\$1,336,810	\$(2,275,078)
1009-Enterprise Technology	4,328,030	7,474,432	3,882,008	9,339,762	9,721,555	12,777,640	11,667,367	16,192,647	20,655,126	4,462,479
Total 11249-Geographical Information System	\$4,328,030	\$7,474,432	\$3,882,008	\$9,339,762	\$9,721,555	\$12,777,640	\$11,667,367	\$16,192,647	\$20,655,126	\$4,462,479
1250-State's Attorney	1,760,032	2,208,775	1,592,133	2,825,708	1,364,359	2,687,307	2,638,016	2,956,906	3,191,029	234,123
Total 11252-State's Attorney Narcotics Forfeiture	\$1,760,032	\$2,208,775	\$1,592,133	\$2,825,708	\$1,364,359	\$2,687,307	\$2,638,016	\$2,956,906	\$3,191,029	\$234,123
4890-Health System Administration	142,646	3,900,000	3,756,027	3,756,027	183,974	183,974	1,136,555	1,202,607	-	(1,202,607)
Total 11255-Suburban Tuberculosis Sanitarium District	\$142,646	\$3,900,000	\$3,756,027	\$3,756,027	\$183,974	\$183,974	\$1,136,555	\$1,202,607	-	\$(1,202,607)
1335-Clerk of the Circuit Court-Office of Clerk	591,674	692,586	567,544	673,147	560,876	652,171	519,530	548,032	683,372	135,340
Total 11258-Clerk Circuit Court Administrative	\$591,674	\$692,586	\$567,544	\$673,147	\$560,876	\$652,171	\$519,530	\$548,032	\$683,372	\$135,340
1110-County Clerk	-	-	577,069	971,016	1,242,500	2,013,529	2,033,677	2,722,453	4,115,285	1,392,832
1130-Recorder of Deeds	1,220,799	1,519,857	-	-	-	-	-	-	-	-
Total 11259-GIS Fee	\$1,220,799	\$1,519,857	\$577,069	\$971,016	\$1,242,500	\$2,013,529	\$2,033,677	\$2,722,453	\$4,115,285	\$1,392,832
1110-County Clerk	-	-	-	-	19,009	21,467	84,051	93,862	7,878	(85,984)
1130-Recorder of Deeds	323,939	289,872	-	-	-	-	-	-	-	-
Total 11260-County Clerk Rental Housing Support Fee	\$323,939	\$289,872	\$(0)	\$0	\$19,009	\$21,467	\$84,051	\$93,862	\$7,878	\$(85,984)
1210-Office of the Sheriff	(75,000)	75,000	-	75,000	75,000	75,000	65	350,000	320,000	(30,000)
Total 11262-Sheriff's Women's Justice Services	\$(75,000)	\$75,000	\$0	\$75,000	\$75,000	\$75,000	\$65	\$350,000	\$320,000	\$(30,000)
1210-Office of the Sheriff	449,050	500,000	22,997	226,385	-	-	-	-	-	-
Total 11266-Vehicle Purchase	\$449,050	\$500,000	\$22,997	\$226,385	\$0	-	\$0	-	-	\$0
1040-County Assessor	411,937	747,987	514,317	651,000	400,210	400,210	108,000	108,000	639,942	531,942
Total 11268-Assessor Special Revenue	\$411,937	\$747,987	\$514,317	\$651,000	\$400,210	\$400,210	\$108,000	\$108,000	\$639,942	\$531,942
1335-Clerk of the Circuit Court-Office of Clerk	181,351	336,450	92,145	319,274	160,500	298,337	99,060	213,731	800,508	586,777
Total 11269-Circuit Court Electronic Citation	\$181,351	\$336,450	\$92,145	\$319,274	\$160,500	\$298,337	\$99,060	\$213,731	\$800,508	\$586,777

SUMMARY OF APPROPRIATIONS AND EXP BY CONTROL OFFICER AND DEPARTMENT

Departments	FY 2020 Expenditures	FY 2020 Appropriations	FY 2021 Expenditures	FY 2021 Appropriations	FY 2022 Expenditures	FY 2022 Appropriations	FY 2023 Expenditures	FY 2023 Appropriations	FY 2024 Appropriations	Difference FY24 - FY23
1259-Medical Examiner	(79,208)	737,963	120,895	702,144	86	627,530	91,569	727,079	785,040	57,961
Total 11270-Medical Examiner Fees	\$(79,208)	\$737,963	\$120,895	\$702,144	\$86	\$627,530	\$91,569	\$727,079	\$785,040	\$57,961
1250-State's Attorney	185,942	332,345	154,455	256,570	163,899	266,455	192,228	181,295	196,155	14,860
Total 11271-State's Attorney Records Automation Fund	\$185,942	\$332,345	\$154,455	\$256,570	\$163,899	\$266,455	\$192,228	\$181,295	\$196,155	\$14,860
1260-Public Defender	66	305,056	1,509	1,509	102	150,102	-	-	-	-
Total 11272-Public Defender Records Automation Fund	\$66	\$305,056	\$1,509	\$1,509	\$102	\$150,102	\$0	-	-	\$0
1161-Department of Environment and Sustainability	223,349	800,151	124,068	764,192	394,955	1,094,096	487,928	1,034,773	1,111,027	76,254
Total 11273-Environmental Control Solid Waste Management	\$223,349	\$800,151	\$124,068	\$764,192	\$394,955	\$1,094,096	\$487,928	\$1,034,773	\$1,111,027	\$76,254
1586-Land Bank Authority	9,506,397	16,571,825	7,955,454	10,171,209	8,638,346	10,249,212	-	0	0	0
Total 11274-Land Bank Authority	\$9,506,397	\$16,571,825	\$7,955,454	\$10,171,209	\$8,638,346	\$10,249,212	\$0	\$0	\$0	\$0
1027-Office of Economic Development	819	100,000	-	-	-	-	-	-	-	-
1013-Planning and Development	-	-	-	100,000	-	77,000	2,715,519	2,750,116	707,729	(2,042,387)
Total 11275-HUD Section 108 Loan Program	\$819	\$100,000	\$0	\$100,000	\$0	\$77,000	\$2,715,519	\$2,750,116	\$707,729	\$(2,042,387)
1040-County Assessor	1,381,537	1,477,771	878,497	910,123	513,444	517,102	930,612	983,395	1,215,220	231,825
Total 11276-Erroneous Homestead Exemption Recovery	\$1,381,537	\$1,477,771	\$878,497	\$910,123	\$513,444	\$517,102	\$930,612	\$983,395	\$1,215,220	\$231,825
1210-Office of the Sheriff	720	100,000	22,029	100,000	-	100,000	15,239	250,000	250,000	-
Total 11277-Pharmaceutical Disposal Fund	\$720	\$100,000	\$22,029	\$100,000	\$0	\$100,000	\$15,239	\$250,000	\$250,000	\$0
1210-Office of the Sheriff	541,071	985,843	306,998	703,329	77,493	335,000	290,712	1,090,415	1,005,819	(84,596)
Total 11278-Sheriff's Operations State Asset Forfeiture	\$541,071	\$985,843	\$306,998	\$703,329	\$77,493	\$335,000	\$290,712	\$1,090,415	\$1,005,819	\$(84,596)
1210-Office of the Sheriff	25,031	78,840	26,090	45,796	14,000	25,000	19,546	250,929	247,803	(3,126)
Total 11279-Sheriff's Money Laundering State Asset Forfeiture	\$25,031	\$78,840	\$26,090	\$45,796	\$14,000	\$25,000	\$19,546	\$250,929	\$247,803	\$(3,126)
1210-Office of the Sheriff	-	-	-	-	-	-	-	812,238	812,238	0
Total 11288-Zaborowski Fund	-	-	-	-	-	-	-	\$812,238	\$812,238	\$0
1210-Office of the Sheriff	-	-	-	-	-	-	-	732,492	732,492	-
Total 11291-DOC Program Services Fund	-	-	-	-	-	-	-	\$732,492	\$732,492	\$0
1500-Department of Transportation And Highways	51,686	3,400,656	555,467	3,957,383	393,381	6,171,648	69,310	6,153,428	7,413,285	1,259,857
Total 11302-Township Roads	\$51,686	\$3,400,656	\$555,467	\$3,957,383	\$393,381	\$6,171,648	\$69,310	\$6,153,428	\$7,413,285	\$1,259,857
1530-Cook County Law Library	4,206,169	4,495,018	4,340,272	4,576,963	3,979,627	4,167,934	3,809,451	3,987,308	3,748,277	(239,031)
Total 11310-County Law Library	\$4,206,169	\$4,495,018	\$4,340,272	\$4,576,963	\$3,979,627	\$4,167,934	\$3,809,451	\$3,987,308	\$3,748,277	\$(239,031)

SUMMARY OF APPROPRIATIONS AND EXP BY CONTROL OFFICER AND DEPARTMENT

Departments	FY 2020 Expenditures	FY 2020 Appropriations	FY 2021 Expenditures	FY 2021 Appropriations	FY 2022 Expenditures	FY 2022 Appropriations	FY 2023 Expenditures	FY 2023 Appropriations	FY 2024 Appropriations	Difference FY24 - FY23
1510-Cook County Animal and Rabies Control	3,426,696	13,500,110	7,328,264	13,607,563	7,798,261	13,722,687	3,051,234	8,151,989	10,614,655	2,462,666
Total 11312-Animal Control	\$3,426,696	\$13,500,110	\$7,328,264	\$13,607,563	\$7,798,261	\$13,722,687	\$3,051,234	\$8,151,989	\$10,614,655	\$2,462,666
1110-County Clerk	-	-	2,801,352	4,519,047	4,067,899	5,717,855	6,600,572	9,261,772	9,205,364	(56,408)
1130-Recorder of Deeds	3,120,565	3,481,500	684	-	-	-	-	-	-	-
Total 11314-County Clerk Document Storage System	\$3,120,565	\$3,481,500	\$2,802,036	\$4,519,047	\$4,067,899	\$5,717,855	\$6,600,572	\$9,261,772	\$9,205,364	\$(56,408)
1110-County Clerk	1,424,964	1,646,593	991,191	1,300,908	779,714	1,245,346	927,323	1,815,300	1,753,053	(62,247)
Total 11316-County Clerk Automation	\$1,424,964	\$1,646,593	\$991,191	\$1,300,908	\$779,714	\$1,245,346	\$927,323	\$1,815,300	\$1,753,053	\$(62,247)
1335-Clerk of the Circuit Court-Office of Clerk	7,530,915	9,285,279	6,321,255	7,384,813	5,530,649	6,773,641	5,858,415	6,930,886	8,277,253	1,346,367
Total 11318-Circuit Court Document Storage	\$7,530,915	\$9,285,279	\$6,321,255	\$7,384,813	\$5,530,649	\$6,773,641	\$5,858,415	\$6,930,886	\$8,277,253	\$1,346,367
1335-Clerk of the Circuit Court-Office of Clerk	10,114,486	10,650,000	2,029,931	10,449,873	3,008,383	8,087,949	5,902,813	7,379,396	8,067,361	687,965
Total 11320-Circuit Court Automation	\$10,114,486	\$10,650,000	\$2,029,931	\$10,449,873	\$3,008,383	\$8,087,949	\$5,902,813	\$7,379,396	\$8,067,361	\$687,965
1310-Office of the Chief Judge	175,161	218,207	130,372	176,480	132,021	160,154	271,322	300,197	300,146	(51)
Total 11322-Circuit Court Illinois Dispute Resolution	\$175,161	\$218,207	\$130,372	\$176,480	\$132,021	\$160,154	\$271,322	\$300,197	\$300,146	\$(51)
1210-Office of the Sheriff	1,255,115	1,766,307	2,331,900	2,477,422	1,905,779	2,803,574	1,816,122	3,327,674	4,170,446	842,772
Total 11324-Sheriff 911 - Intergovernmental Agreement - ETSB	\$1,255,115	\$1,766,307	\$2,331,900	\$2,477,422	\$1,905,779	\$2,803,574	\$1,816,122	\$3,327,674	\$4,170,446	\$842,772
1310-Office of the Chief Judge	318,307	2,725,000	302,924	1,603,113	372,379	3,161,160	396,192	4,266,740	1,653,906	(2,612,834)
Total 11326-Adult Probation Service Fee	\$318,307	\$2,725,000	\$302,924	\$1,603,113	\$372,379	\$3,161,160	\$396,192	\$4,266,740	\$1,653,906	\$(2,612,834)
1310-Office of the Chief Judge	754,074	2,389,387	342,577	2,572,297	316,166	1,175,351	268,426	1,850,215	1,673,622	(176,593)
Total 11328-Social Services Probation Court Fee	\$754,074	\$2,389,387	\$342,577	\$2,572,297	\$316,166	\$1,175,351	\$268,426	\$1,850,215	\$1,673,622	\$(176,593)
1060-County Treasurer	9,573,702	12,441,151	10,035,666	11,987,500	10,245,193	12,126,966	11,759,062	12,833,429	14,783,691	1,950,262
Total 11854-County Treasurer Tax Sales Automation	\$9,573,702	\$12,441,151	\$10,035,666	\$11,987,500	\$10,245,193	\$12,126,966	\$11,759,062	\$12,833,429	\$14,783,691	\$1,950,262
1500-Department of Transportation And Highways	39,994,464	49,693,005	41,039,229	49,796,700	44,002,783	54,650,292	45,166,545	55,763,852	56,831,140	1,067,288
Total 11856-MFT Illinois First (1st)	\$39,994,464	\$49,693,005	\$41,039,229	\$49,796,700	\$44,002,783	\$54,650,292	\$45,166,545	\$55,763,852	\$56,831,140	\$1,067,288
1013-Planning and Development	-	-	-	-	-	-	-	-	818,918	818,918
Total 11857-PACE Note and Interest Fund	-	-	-	-	-	-	-	-	\$818,918	\$818,918
1011-Office of Chief Admin Officer	-	82,000	-	162,000	37,089	244,000	223,362	324,000	110,000	(214,000)
Total 11281-PEG Access Support Fund	\$0	\$82,000	\$0	\$162,000	\$37,089	\$244,000	\$223,362	\$324,000	\$110,000	\$(214,000)
1040-County Assessor	487,382	767,248	1,192,520	1,494,272	2,407,054	2,703,005	1,397,672	2,531,062	2,405,108	(125,954)
Total 11282-Assessor GIS Fee Fund	\$487,382	\$767,248	\$1,192,520	\$1,494,272	\$2,407,054	\$2,703,005	\$1,397,672	\$2,531,062	\$2,405,108	\$(125,954)

SUMMARY OF APPROPRIATIONS AND EXP BY CONTROL OFFICER AND DEPARTMENT

Departments	FY 2020	FY 2020	FY 2021	FY 2021	FY 2022	FY 2022	FY 2023	FY 2023	FY 2024	Difference
	Expenditures	Appropriations	Expenditures	Appropriations	Expenditures	Appropriations	Expenditures	Appropriations	Appropriations	FY24 - FY23
1500-Department of Transportation And Highways	54,700,712	157,741,939	89,078,582	243,765,824	103,220,356	270,553,029	127,591,393	278,719,936	334,238,133	55,518,196
Total 11300-Motor Fuel Tax	\$54,700,712	\$157,741,939	\$89,078,582	\$243,765,824	\$103,220,356	\$270,553,029	\$127,591,393	\$278,719,936	\$334,238,133	\$55,518,196
1010-Office of the President	17,688	-	8,586	-	-	-	-	-	-	-
1205-Justice Advisory Council	-	-	128	-	-	-	17,007,152	-	20,002,354	20,002,354
1021-Office of the Chief Financial Officer	33,736,040	-	32,450,393	-	-	-	-	-	-	-
1007-Revenue	30,424	-	66,575	-	-	-	-	-	-	-
1014-Budget and Management Services	10,813,930	-	1,653,848	49,954,000	-	-	-	-	-	-
1020-County Comptroller	4,763	-	9,589	-	-	-	-	-	-	-
1030-Chief Procurement Officer	1,732	-	7,469	-	-	-	-	-	-	-
1009-Enterprise Technology	213,947	-	30,869	-	-	-	-	-	-	-
1011-Office of Chief Admin Officer	406,398	-	12,428	-	-	-	-	-	-	-
1259-Medical Examiner	5,274,265	-	1,146,277	-	-	-	-	-	-	-
1265-Cook County Department of Emergency Management & Regional Security	732,481	-	1,217,167	-	-	-	-	-	-	-
1510-Cook County Animal and Rabies Control	13,425	-	-	-	-	-	-	-	-	-
1027-Office of Economic Development	65,378,450	-	3,858,626	-	-	-	-	-	-	-
1013-Planning and Development	-	-	98,388,275	-	66,563,572	56,374,566	22,795,835	16,154,613	200,000	(15,954,613)
1160-Building and Zoning	12,023	-	14,959	-	-	-	-	-	-	-
1032-Department of Human Resources	37,175	-	20,594	-	-	-	-	-	-	-
1031-Office of Asset Management	1,256,158	-	1,041,271	-	-	-	-	-	-	-
1200-Department of Facilities Management	3,407,944	-	6,872,119	-	-	-	-	-	-	-
1002-Human Rights And Ethics	1,488	-	2,036	-	-	-	-	-	-	-
1026-Administrative Hearing Board	-	-	193	-	-	-	-	-	-	-
1260-Public Defender	30,443	-	232,092	-	-	-	-	-	-	-
1018-Office of The Secretary To The Board of Commissioners	1,005	-	2,280	-	-	-	-	-	-	-
1082-Second District	-	-	3,022	-	-	-	-	-	-	-
1084-Fourth District	-	-	2,538	-	-	-	-	-	-	-
1086-Sixth District	170	-	-	-	-	-	-	-	-	-
1087-Seventh District	894	-	1,954	-	-	-	-	-	-	-
1096-Sixteenth District	667	-	-	-	-	-	-	-	-	-
1040-County Assessor	766,826	-	1,339,816	-	-	-	-	-	-	-
1050-Board of Review	16,930	-	-	-	-	-	-	-	-	-
1060-County Treasurer	-	-	3,886	-	-	-	-	-	-	-
1080-Office of Independent Inspector General	21,873	-	851	-	-	-	-	-	-	-
1110-County Clerk	92,125	-	98,871	-	-	-	-	-	-	-
1130-Recorder of Deeds	5,647	-	945	-	-	-	-	-	-	-
1214-Sheriff's Administration And Human Resources	154,867	-	191,300	-	-	-	-	-	-	-
1217-Sheriff's Information Technology	3,399	-	-	-	-	-	-	-	-	-
1239-Department of Corrections	149,987,695	-	32,324,458	-	-	-	-	-	-	-
1230-Court Services Division	32,081	-	-	-	-	-	-	-	-	-
1231-Police Department	31,469,520	-	7,282,666	-	-	-	-	-	-	-

SUMMARY OF APPROPRIATIONS AND EXP BY CONTROL OFFICER AND DEPARTMENT

Departments	FY 2020 Expenditures	FY 2020 Appropriations	FY 2021 Expenditures	FY 2021 Appropriations	FY 2022 Expenditures	FY 2022 Appropriations	FY 2023 Expenditures	FY 2023 Appropriations	FY 2024 Appropriations	Difference FY24 - FY23
1232-Community Corrections Department	7,369,245	-	1,647,452	-	-	-	-	-	-	-
1250-State's Attorney	1,519,837	-	232,939	-	-	-	-	-	-	-
1310-Office of the Chief Judge	434,074	-	152,999	-	-	-	-	-	-	-
1280-Adult Probation Dept.	705,142	-	675,620	-	-	-	-	-	-	-
1305-Public Guardian	29,963	-	36,702	-	-	-	-	-	-	-
1312-Forensic Clinical Services	2,052	-	6,167	-	-	-	-	-	-	-
1313-Social Service	45,532	-	118,384	-	-	-	-	-	-	-
1326-Juvenile Probation	43,143	-	102,819	-	-	-	-	-	-	-
1300-Judiciary	37,245	-	-	-	-	-	-	-	-	-
1440-Juvenile Temporary Detention Center	12,166,714	-	530,839	-	-	-	-	-	-	-
1335-Clerk of the Circuit Court-Office of Clerk	395,913	-	72,621	-	-	-	-	-	-	-
1490-Fixed Charges and Special Purpose Appropriations	146,139	-	-	-	-	-	-	-	-	-
1499-Fixed Charges and Special Purpose Appropriations	860,442	-	-	-	-	-	-	-	-	-
4240-Cermak Health Services	136,790	-	-	-	-	-	-	-	-	-
4891-Provident Hospital	55,770	-	-	-	-	-	-	-	-	-
4895-Department of Public Health	847,369	-	1,336,477	-	-	-	-	-	-	-
4897-John H. Stroger Jr, Hospital of Cook County	46,529	-	5,007,502	-	-	-	-	-	-	-
Total 11284-COVID-19 Federal Programs	\$328,764,371	-	\$198,206,604	\$49,954,000	\$66,563,572	\$56,374,566	\$39,802,986	\$16,154,613	\$20,202,354	\$4,047,741
1010-Office of the President	-	-	60,000	-	705,013	302,740	3,332,396	5,237,700	6,348,643	1,110,943
1205-Justice Advisory Council	-	-	21,000	-	5,707,110	-	22,413,701	40,611,817	35,713,428	(4,898,389)
1021-Office of the Chief Financial Officer	-	-	910,107	-	8,645,917	4,278,820	10,295,952	6,644,440	10,045,800	3,401,360
1007-Revenue	-	-	207,000	-	-	-	169,353	143,172	-	(143,172)
1008-Risk Management	-	-	69,000	-	-	94,420	20,000	-	-	-
1014-Budget and Management Services	-	-	51,000	-	876,151	359,327,891	10,125,666	439,460,971	419,768,975	(19,691,996)
1020-County Comptroller	-	-	54,000	-	94,611	1,769,816	33,735	-	-	-
1022-Contract Compliance	-	-	33,000	-	49,713	179,281	19,166	-	-	-
1030-Chief Procurement Officer	-	-	51,000	-	436,862	2,220,868	32,000	-	-	-
1009-Enterprise Technology	-	-	202,000	-	671,209	7,304,395	2,711,345	3,251,603	8,420,743	5,169,140
1011-Office of Chief Admin Officer	-	-	84,000	-	13,000	402,529	1,354,423	2,578,978	815,550	(1,763,428)
1161-Department of Environment and Sustainability	-	-	33,000	-	96,545	-	7,789,741	25,147,618	32,966,407	7,818,789
1259-Medical Examiner	-	-	243,000	-	36,000	-	101,000	-	-	-
1265-Cook County Department of Emergency Management & Regional Security	-	-	87,000	-	738,015	959,209	276,333	456,486	244,414	(212,072)
1500-Department of Transportation And Highways	-	-	111,000	-	383,000	-	216,000	19,650,000	17,950,000	(1,700,000)
1510-Cook County Animal and Rabies Control	-	-	12,000	-	51,000	-	18,000	-	-	-
1530-Cook County Law Library	-	-	12,000	-	57,000	-	21,000	-	-	-
1027-Office of Economic Development	-	-	2,909,910	-	45,230,024	3,557,047	77,794,302	93,860,332	85,039,391	(8,810,941)
1013-Planning and Development	-	-	72,000	-	-	-	14,733,571	8,631,353	794,800	(7,836,553)
1160-Building and Zoning	-	-	30,000	-	144,408	99,000	43,000	-	-	-
1170-Zoning Board of Appeals	-	-	6,000	-	3,000	-	3,000	-	-	-
1032-Department of Human Resources	-	-	366,015	-	5,268,078	8,653,158	5,496,570	5,444,927	441,007	(5,003,920)

SUMMARY OF APPROPRIATIONS AND EXP BY CONTROL OFFICER AND DEPARTMENT

Departments	FY 2020	FY 2020	FY 2021	FY 2021	FY 2022	FY 2022	FY 2023	FY 2023	FY 2024	Difference FY24 - FY23
	Expenditures	Appropriations	Expenditures	Appropriations	Expenditures	Appropriations	Expenditures	Appropriations	Appropriations	
1033-Department of Labor Relations	-	-	-	-	46,545	220,406	18,000	-	-	-
1031-Office of Asset Management	-	-	81,000	-	630,472	-	6,897,191	6,459,029	8,045,848	1,586,819
1200-Department of Facilities Management	-	-	146,000	-	884,495	1,401,487	554,687	3,505,386	800,000	(2,705,386)
1002-Human Rights And Ethics	-	-	21,000	-	48,748	107,120	35,960	-	-	-
1026-Administrative Hearing Board	-	-	24,000	-	-	-	7,000	-	-	-
1070-County Auditor	-	-	21,000	-	6,056	975,038	11,026	200,273	219,442	19,169
1260-Public Defender	-	-	1,899,000	-	5,000	-	721,857	1,154,834	618,351	(536,483)
1018-Office of The Secretary To The Board of Commissioners	-	-	27,000	-	-	-	9,000	-	-	-
1081-First District	-	-	9,000	-	-	-	3,000	-	-	-
1082-Second District	-	-	9,000	-	-	-	3,000	-	-	-
1083-Third District	-	-	9,000	-	-	-	3,000	-	-	-
1084-Fourth District	-	-	12,000	-	-	-	4,000	-	-	-
1085-Fifth District	-	-	9,000	-	-	-	2,000	-	-	-
1086-Sixth District	-	-	6,000	-	-	-	2,000	-	-	-
1087-Seventh District	-	-	9,000	-	-	-	3,000	-	-	-
1088-Eighth District	-	-	12,000	-	-	-	2,000	-	-	-
1089-Ninth District	-	-	12,000	-	-	-	3,000	-	-	-
1090-Tenth District	-	-	9,000	-	-	-	3,000	-	-	-
1091-Eleventh District	-	-	6,000	-	-	-	3,000	-	-	-
1092-Twelfth District	-	-	12,000	-	-	-	4,000	-	-	-
1093-Thirteenth District	-	-	9,000	-	-	-	3,000	-	-	-
1094-Fourteenth District	-	-	9,000	-	-	-	3,000	-	-	-
1095-Fifteenth District	-	-	12,000	-	-	-	3,000	-	-	-
1096-Sixteenth District	-	-	9,000	-	-	-	3,000	-	-	-
1097-Seventeenth District	-	-	9,000	-	-	-	3,000	-	-	-
1040-County Assessor	-	-	681,000	-	1,000,000	1,000,000	209,000	-	-	-
1050-Board of Review	-	-	387,000	-	584,418	1,083,624	143,865	-	268,000	268,000
1060-County Treasurer	-	-	150,000	-	15,000	-	66,000	-	-	-
1080-Office of Independent Inspector General	-	-	54,000	-	-	-	16,000	-	-	-
1110-County Clerk	-	-	186,000	-	9,069,828	8,823,854	266,000	-	-	-
1210-Office of the Sheriff	-	-	84,000	-	90,000	-	166,000	-	-	-
1214-Sheriff's Administration And Human Resources	-	-	564,000	-	315,000	-	264,000	-	-	-
1216-Office of Prof Review, Prof Integrity Special Investigations	-	-	18,000	-	9,000	-	9,000	-	-	-
1217-Sheriff's Information Technology	-	-	174,000	-	102,000	-	101,000	-	-	-
1239-Department of Corrections	-	-	1,176,000	-	8,187,250	-	2,994,250	-	-	-
1249-Sheriff's Merit Board	-	-	27,000	-	12,000	-	21,000	-	-	-
1230-Court Services Division	-	-	57,000	-	2,346,250	-	801,750	-	-	-
1231-Police Department	-	-	183,000	-	1,533,000	-	658,000	-	-	-
1232-Community Corrections Department	-	-	51,000	-	390,250	-	212,750	-	-	-
1250-State's Attorney	-	-	3,552,800	-	344,160	526,335	2,045,236	1,748,628	885,187	(863,441)

SUMMARY OF APPROPRIATIONS AND EXP BY CONTROL OFFICER AND DEPARTMENT

Departments	FY 2020 Expenditures	FY 2020 Appropriations	FY 2021 Expenditures	FY 2021 Appropriations	FY 2022 Expenditures	FY 2022 Appropriations	FY 2023 Expenditures	FY 2023 Appropriations	FY 2024 Appropriations	Difference FY24 - FY23
1310-Office of the Chief Judge	-	-	1,272,000	-	175,313	1,403,357	3,053,751	4,352,215	4,592,693	240,478
1280-Adult Probation Dept.	-	-	1,503,000	-	3,000	-	539,000	-	-	-
1305-Public Guardian	-	-	606,000	-	-	-	207,000	-	-	-
1312-Forensic Clinical Services	-	-	45,000	-	12,000	-	23,000	-	-	-
1313-Social Service	-	-	585,000	-	432,271	551,490	227,274	-	-	-
1326-Juvenile Probation	-	-	867,000	-	14,000	-	292,000	-	-	-
1300-Judiciary	-	-	21,000	-	-	-	-	-	-	-
1440-Juvenile Temporary Detention Center	-	-	427,200	-	966,500	-	472,000	-	-	-
1335-Clerk of the Circuit Court-Office of Clerk	-	-	3,277,000	-	1,486,781	4,388,458	3,478,155	2,281,518	-	(2,281,518)
1390-Public Administrator	-	-	6,000	-	36,000	-	14,000	-	-	-
1452-Veterans Assistance Commission	-	-	-	-	-	-	-	-	398,684	398,684
1490-Fixed Charges and Special Purpose Appropriations	-	-	-	-	(305)	-	-	-	-	-
1586-Land Bank Authority	-	-	33,000	-	-	-	12,000	-	-	-
4890-Health System Administration	-	-	700,250	-	84,000	-	734,288	742,745	828,669	85,924
4240-Cermak Health Services	-	-	645,000	-	666,000	-	485,000	-	-	-
4241-Health Services - JTDC	-	-	70,500	-	33,000	-	58,097	227,583	221,608	(5,975)
4891-Provident Hospital	-	-	300,000	-	347,000	-	282,000	-	-	-
4893-Ambulatory & Community Health Network of Cook County	-	-	381,000	-	2,191,373	-	3,469,924	2,036,631	2,278,093	241,462
4894-Ruth M. Rothstein CORE Center	-	-	79,250	-	72,000	-	75,000	-	-	-
4895-Department of Public Health	-	-	1,036,500	-	7,833,498	-	10,112,383	16,621,098	12,580,791	(4,040,307)
4896-Health Plan Services	-	-	233,500	-	1,162,925	-	1,380,205	-	-	-
4897-John H. Stroger Jr, Hospital of Cook County	-	-	4,037,000	-	5,044,191	-	9,245,227	38,419,575	33,774,521	(4,645,055)
Total 11286-American Rescue Plan Act (ARPA) Fund	-	-	\$31,475,032	-	\$115,385,674	\$409,630,342	\$207,439,131	\$728,858,911	\$684,061,044	\$(44,797,867)
1010-Office of the President	-	-	(52,755,242)	-	-	39,830,242	(10,169,758)	7,830,242	42,403,913	34,573,671
1205-Justice Advisory Council	-	-	-	-	8,500,256	14,575,000	(12,753,823)	4,850,455	35,250,000	30,399,545
1161-Department of Environment and Sustainability	-	-	-	-	-	-	-	-	61,000	61,000
1500-Department of Transportation And Highways	-	-	-	-	-	-	-	-	71,500	71,500
1027-Office of Economic Development	-	-	-	-	-	-	1,804,274	27,000,000	29,000,000	2,000,000
1002-Human Rights And Ethics	-	-	-	-	-	-	-	-	46,500	46,500
1018-Office of The Secretary To The Board of Commissioners	-	-	-	-	-	-	-	-	20,000	20,000
1586-Land Bank Authority	-	-	-	-	-	-	935,074	5,000,000	6,270,000	1,270,000
4895-Department of Public Health	-	-	-	-	-	-	-	-	50,000	50,000
Total 11287-Equity Fund SPF	-	-	\$(52,755,242)	-	\$8,500,256	\$54,405,242	\$(20,184,233)	\$44,680,697	\$113,172,913	\$68,492,216
1260-Public Defender	-	-	-	-	-	-	11,634,859	12,382,536	14,831,548	2,449,012
1239-Department of Corrections	-	-	-	-	-	-	98,065,940	107,302,918	109,974,922	2,672,004
1231-Police Department	-	-	-	-	-	-	34,114,652	32,130,417	37,718,764	5,588,347
1232-Community Corrections Department	-	-	-	-	-	-	10,261,548	10,446,498	10,758,476	311,978
1250-State's Attorney	-	-	-	-	-	-	17,300,583	18,290,813	20,132,526	1,841,713
1310-Office of the Chief Judge	-	-	-	-	-	-	8,422,486	8,930,544	7,922,316	(1,008,228)

SUMMARY OF APPROPRIATIONS AND EXP BY CONTROL OFFICER AND DEPARTMENT

Departments	FY 2020 Expenditures	FY 2020 Appropriations	FY 2021 Expenditures	FY 2021 Appropriations	FY 2022 Expenditures	FY 2022 Appropriations	FY 2023 Expenditures	FY 2023 Appropriations	FY 2024 Appropriations	Difference FY24 - FY23
1280-Adult Probation Dept.	-	-	-	-	-	-	5,535,784	5,878,930	5,846,740	(32,190)
1313-Social Service	-	-	-	-	-	-	1,576,077	1,757,121	2,290,293	533,172
1326-Juvenile Probation	-	-	-	-	-	-	7,648,637	8,164,196	8,735,984	571,788
1300-Judiciary	-	-	-	-	-	-	2,376,529	2,437,243	2,525,549	88,306
1440-Juvenile Temporary Detention Center	-	-	-	-	-	-	10,784,611	11,385,270	11,033,841	(351,429)
1335-Clerk of the Circuit Court-Office of Clerk	-	-	-	-	-	-	17,323,262	18,343,516	16,629,041	(1,714,475)
Total 11289-Transportation Related Home Rule Taxes	-	-	-	-	-	-	\$225,044,967	\$237,450,000	\$248,400,000	\$10,950,000
1014-Budget and Management Services	-	-	-	-	-	-	-	5,000,000	15,414,000	10,414,000
1231-Police Department	-	-	-	-	-	-	-	-	423,033	423,033
4890-Health System Administration	-	-	-	-	-	-	-	-	428,088	428,088
4240-Cermak Health Services	-	-	-	-	-	-	118,237	-	628,590	628,590
4891-Provident Hospital	-	-	-	-	-	-	10,562	-	-	-
4893-Ambulatory & Community Health Network of Cook County	-	-	-	-	-	-	14,360	-	-	-
4894-Ruth M. Rothstein CORE Center	-	-	-	-	-	-	7,582	-	-	-
4897-John H. Stroger Jr, Hospital of Cook County	-	-	-	-	-	-	214,183	-	-	-
Total 11290-Opioid Remediation and Abatement	-	-	-	-	-	-	\$364,924	\$5,000,000	\$16,893,711	\$11,893,711
1010-Office of the President	-	-	-	-	-	-	-	-	36,533	36,533
1021-Office of the Chief Financial Officer	-	-	-	-	-	-	(30,000,000)	-	(5,656,386)	(5,656,386)
1007-Revenue	-	-	-	-	-	-	-	-	40,831	40,831
1014-Budget and Management Services	-	-	-	-	-	-	-	-	8,596	8,596
1020-County Comptroller	-	-	-	-	-	-	-	-	53,725	53,725
1009-Enterprise Technology	-	-	-	-	-	-	-	-	9,530,105	9,530,105
1011-Office of Chief Admin Officer	-	-	-	-	-	-	-	-	486,096	486,096
1161-Department of Environment and Sustainability	-	-	-	-	-	-	-	-	38,682	38,682
1265-Cook County Department of Emergency Management & Regional Security	-	-	-	-	-	-	-	-	12,894	12,894
1500-Department of Transportation And Highways	-	-	-	-	-	-	-	-	192,321	192,321
1013-Planning and Development	-	-	-	-	-	-	-	-	8,596	8,596
1160-Building and Zoning	-	-	-	-	-	-	-	-	10,745	10,745
1032-Department of Human Resources	-	-	-	-	-	-	-	-	46,490	46,490
1031-Office of Asset Management	-	-	-	-	-	-	-	-	10,745	10,745
1200-Department of Facilities Management	-	-	-	-	-	-	-	-	692,425	692,425
1260-Public Defender	-	-	-	-	-	-	-	-	213,984	213,984
1018-Office of The Secretary To The Board of Commissioners	-	-	-	-	-	-	-	-	32,235	32,235
1040-County Assessor	-	-	-	-	-	-	-	-	62,500	62,500
1050-Board of Review	-	-	-	-	-	-	-	-	300,000	300,000
1110-County Clerk	-	-	-	-	-	-	-	-	462,500	462,500
1214-Sheriff's Administration And Human Resources	-	-	-	-	-	-	-	-	3,200,377	3,200,377
1217-Sheriff's Information Technology	-	-	-	-	-	-	-	-	12,603,365	12,603,365

SUMMARY OF APPROPRIATIONS AND EXP BY CONTROL OFFICER AND DEPARTMENT

Departments	FY 2020 Expenditures	FY 2020 Appropriations	FY 2021 Expenditures	FY 2021 Appropriations	FY 2022 Expenditures	FY 2022 Appropriations	FY 2023 Expenditures	FY 2023 Appropriations	FY 2024 Appropriations	Difference FY24 - FY23
1250-State's Attorney	-	-	-	-	-	-	-	-	1,660,128	1,660,128
1310-Office of the Chief Judge	-	-	-	-	-	-	-	-	1,091,966	1,091,966
1280-Adult Probation Dept.	-	-	-	-	-	-	-	-	165,000	165,000
1305-Public Guardian	-	-	-	-	-	-	-	-	556,378	556,378
1313-Social Service	-	-	-	-	-	-	-	-	56,000	56,000
1326-Juvenile Probation	-	-	-	-	-	-	-	-	534,545	534,545
1335-Clerk of the Circuit Court-Office of Clerk	-	-	-	-	-	-	-	-	1,470,730	1,470,730
1586-Land Bank Authority	-	-	-	-	-	-	-	-	12,894	12,894
4890-Health System Administration	-	-	-	-	-	-	-	-	500,000	500,000
4893-Ambulatory & Community Health Network of Cook County	-	-	-	-	-	-	-	-	500,000	500,000
4895-Department of Public Health	-	-	-	-	-	-	-	-	500,000	500,000
4897-John H. Stroger Jr, Hospital of Cook County	-	-	-	-	-	-	-	-	565,000	565,000
Total 11601-Infrastructure and equipment fund	-	-	-	-	-	-	\$(30,000,000)	\$0	\$30,000,000	\$30,000,000
1021-Office of the Chief Financial Officer	(37,501,371)	-	(47,301,676)	-	(8,857,878)	-	(26,994,024)	-	-	-
Total 11250-Self Insurance	\$(37,501,371)	\$0	\$(47,301,676)	\$0	\$(8,857,878)	\$0	\$(26,994,024)	\$0	\$0	\$(0)
1590-Annuity and Benefits	200,939,170	200,939,170	288,162	201,879,823	(51,749)	202,168,959	90,158	201,065,759	105,393,207	(95,672,552)
1026-Administrative Hearing Board	-	-	(1,422)	-	-	-	-	-	-	-
Total 11303-Annuity and Benefit Fund	\$200,939,170	\$200,939,170	\$286,740	\$201,879,823	\$(51,749)	\$202,168,959	\$90,158	\$201,065,759	\$105,393,207	\$(95,672,552)
1700-Bond and Interest	259,940,094	259,940,094	-	261,964,428	-	256,011,381	-	255,851,296	259,630,924	3,779,628
Total 11716-Bond and Interest Ser 1999 B Refunding	\$259,940,094	\$259,940,094	-	\$261,964,428	-	\$256,011,381	-	\$255,851,296	\$259,630,924	\$3,779,628
Total Special Purpose Funds	\$962,988,200	\$829,355,568	\$344,150,642	\$939,336,791	\$445,587,703	\$1,468,769,390	\$660,989,704	\$1,962,154,896	\$2,049,835,911	\$87,681,015
Restricted	138,560,481	256,639,152	285,831,179	364,942,358	240,303,388	434,148,526	134,791,967	500,610,722	432,425,102	(68,185,621)
Total Operating Funds	\$5,936,636,639	\$5,829,283,089	\$6,225,452,867	\$6,587,989,969	\$6,887,622,436	\$7,770,873,175	\$7,599,183,586	\$8,428,972,474	\$8,934,810,870	\$505,838,396
Capital Improvements	\$105,243,473	\$369,958,649	\$98,131,723	\$350,655,597	\$93,380,356	\$343,235,005	\$113,626,888	\$364,036,625	\$326,947,585	\$(37,089,040)
Grand Total	\$6,041,880,112	\$6,199,241,738	\$6,323,584,590	\$6,938,645,565	\$6,981,002,792	\$8,114,108,180	\$7,712,810,474	\$8,793,009,099	\$9,261,758,455	\$468,749,356

NOTES:

1. FY2020-FY2022 Expenditures have been restated to align with the end-of-year Trial Balance report. FY2023 Expenditures are reflected as of November 2023 and are unaudited.
2. For Restricted Funds, the appropriation amount reflects the amount at the time the Annual Appropriation Bill is passed for that year. However, per the Budget Resolution, Restricted Funds have a continuing appropriation throughout the year, resulting in certain years having more expenditures than originally appropriated in the Annual Appropriation Bill.
3. FY2024 Capital Improvements excludes capital purchases funded with operating dollars.

SUMMARY OF APPROPRIATIONS AND EXP BY CONTROL OFFICER AND PROGRAM

Departments	FINANCE AND ADMINISTRATION	HEALTHCARE	PUBLIC SAFETY	PROPERTY AND TAXATION	ECONOMIC DEVELOPMENT	FIXED CHARGES AND OTHERS	TOTAL APPROPRIATIONS
General Funds							
1010-Office of the President	7,201,972	-	-	-	-	-	7,201,972
1205-Justice Advisory Council	2,871,457	-	-	-	-	-	2,871,457
1051-President	\$10,073,429	-	-	-	-	-	\$10,073,429
1021-Office of the Chief Financial Officer	2,911,267	-	-	-	-	-	2,911,267
1007-Revenue	11,394,943	-	-	-	-	-	11,394,943
1008-Risk Management	2,963,123	-	-	-	-	-	2,963,123
1014-Budget and Management Services	3,859,759	-	-	-	-	-	3,859,759
1020-County Comptroller	5,516,652	-	-	-	-	-	5,516,652
1022-Contract Compliance	2,324,023	-	-	-	-	-	2,324,023
1030-Chief Procurement Officer	7,126,142	-	-	-	-	-	7,126,142
1076-Chief Financial Officer	\$36,095,909	-	-	-	-	-	\$36,095,909
1009-Enterprise Technology	27,903,664	-	-	-	-	-	27,903,664
1105-Chief Information Officer	\$27,903,664	-	-	-	-	-	\$27,903,664
1011-Office of Chief Admin Officer	4,668,477	-	-	-	-	-	4,668,477
1161-Department of Environment and Sustainability	2,786,138	-	-	-	-	-	2,786,138
1259-Medical Examiner	18,986,542	-	-	-	-	-	18,986,542
1265-Cook County Department of Emergency Management & Regional Security	-	-	2,372,901	-	-	-	2,372,901
1500-Department of Transportation And Highways	518,944	-	-	-	-	-	518,944
1115-Chief Administrative Officer	\$26,960,102	-	\$2,372,901	-	-	-	\$29,333,003
1027-Office of Economic Development	-	-	-	-	6,647,945	-	6,647,945
1013-Planning and Development	-	-	-	-	1,659,022	-	1,659,022
1160-Building and Zoning	-	-	-	-	6,299,435	-	6,299,435
1170-Zoning Board of Appeals	-	-	-	-	460,305	-	460,305
1125-Office of Economic Development	-	-	-	-	\$15,066,708	-	\$15,066,708
1032-Department of Human Resources	10,571,525	-	-	-	-	-	10,571,525
1033-Department of Labor Relations	3,462,785	-	-	-	-	-	3,462,785
1019-Employee Appeals Board	70,867	-	-	-	-	-	70,867
1135-Chief of Human Resources	\$14,105,177	-	-	-	-	-	\$14,105,177
1031-Office of Asset Management	6,146,936	-	-	-	-	-	6,146,936
1200-Department of Facilities Management	67,115,374	-	-	-	-	-	67,115,374
1140-Chief of Asset Management	\$73,262,310	-	-	-	-	-	\$73,262,310
1002-Human Rights And Ethics	1,692,297	-	-	-	-	-	1,692,297
1145-Department of Human Rights And Ethics	\$1,692,297	-	-	-	-	-	\$1,692,297
1026-Administrative Hearing Board	1,567,068	-	-	-	-	-	1,567,068
1150-Administrative Hearings	\$1,567,068	-	-	-	-	-	\$1,567,068
1070-County Auditor	1,969,572	-	-	-	-	-	1,969,572
1155-County Auditor	\$1,969,572	-	-	-	-	-	\$1,969,572
1260-Public Defender	-	-	85,953,131	-	-	-	85,953,131
1126-Public Defender	-	-	\$85,953,131	-	-	-	\$85,953,131
1025-Offices Under the President	\$193,629,529	-	\$88,326,031	-	\$15,066,708	-	\$297,022,268
1018-Office of The Secretary To The Board of Commissioners	2,162,696	-	-	-	-	-	2,162,696
1081-First District	465,000	-	-	-	-	-	465,000
1082-Second District	465,000	-	-	-	-	-	465,000

SUMMARY OF APPROPRIATIONS AND EXP BY CONTROL OFFICER AND PROGRAM

Departments	FINANCE AND ADMINISTRATION	HEALTHCARE	PUBLIC SAFETY	PROPERTY AND TAXATION	ECONOMIC DEVELOPMENT	FIXED CHARGES AND OTHERS	TOTAL APPROPRIATIONS
1083-Third District	465,000	-	-	-	-	-	465,000
1084-Fourth District	465,000	-	-	-	-	-	465,000
1085-Fifth District	465,000	-	-	-	-	-	465,000
1086-Sixth District	465,000	-	-	-	-	-	465,000
1087-Seventh District	465,000	-	-	-	-	-	465,000
1088-Eighth District	465,000	-	-	-	-	-	465,000
1089-Ninth District	465,000	-	-	-	-	-	465,000
1090-Tenth District	465,000	-	-	-	-	-	465,000
1091-Eleventh District	523,500	-	-	-	-	-	523,500
1092-Twelfth District	465,000	-	-	-	-	-	465,000
1093-Thirteenth District	465,000	-	-	-	-	-	465,000
1094-Fourteenth District	465,000	-	-	-	-	-	465,000
1095-Fifteenth District	465,000	-	-	-	-	-	465,000
1096-Sixteenth District	465,000	-	-	-	-	-	465,000
1097-Seventeenth District	465,000	-	-	-	-	-	465,000
1176-Cook County Board of Commissioners	\$10,126,194	-	-	-	-	-	\$10,126,194
1040-County Assessor	-	-	-	32,165,816	-	-	32,165,816
1251-Assessor	-	-	-	\$32,165,816	-	-	\$32,165,816
1050-Board of Review	-	-	-	19,644,374	-	-	19,644,374
1276-Board of Review	-	-	-	\$19,644,374	-	-	\$19,644,374
1060-County Treasurer	-	-	-	706,312	-	-	706,312
1301-Treasurer	-	-	-	\$706,312	-	-	\$706,312
1080-Office of Independent Inspector General	2,456,335	-	-	-	-	-	2,456,335
1327-Inspector General	\$2,456,335	-	-	-	-	-	\$2,456,335
1110-County Clerk	-	-	-	20,686,223	-	-	20,686,223
1352-County Clerk	-	-	-	\$20,686,223	-	-	\$20,686,223
1210-Office of the Sheriff	-	-	1,940,751	-	-	-	1,940,751
1214-Sheriff's Administration And Human Resources	-	-	40,718,000	-	-	-	40,718,000
1216-Office of Prof Review, Prof Integrity Special Investigations	-	-	4,216,212	-	-	-	4,216,212
1217-Sheriff's Information Technology	-	-	30,375,835	-	-	-	30,375,835
1239-Department of Corrections	-	-	268,866,787	-	-	-	268,866,787
1249-Sheriff's Merit Board	-	-	1,964,540	-	-	-	1,964,540
1230-Court Services Division	-	-	95,785,664	-	-	-	95,785,664
1231-Police Department	-	-	53,782,422	-	-	-	53,782,422
1232-Community Corrections Department	-	-	19,051,441	-	-	-	19,051,441
1427-Sheriff	-	-	\$516,701,652	-	-	-	\$516,701,652
1250-State's Attorney	-	-	132,868,738	-	-	-	132,868,738
1453-State's Attorney	-	-	\$132,868,738	-	-	-	\$132,868,738
1310-Office of the Chief Judge	-	-	53,327,933	-	-	-	53,327,933
1280-Adult Probation Dept.	-	-	55,621,793	-	-	-	55,621,793
1305-Public Guardian	-	-	26,550,089	-	-	-	26,550,089
1312-Forensic Clinical Services	-	-	3,393,419	-	-	-	3,393,419
1313-Social Service	-	-	20,541,590	-	-	-	20,541,590
1326-Juvenile Probation	-	-	39,266,623	-	-	-	39,266,623
1300-Judiciary	-	-	15,050,425	-	-	-	15,050,425
1440-Juvenile Temporary Detention Center	-	-	67,308,346	-	-	-	67,308,346
1478-Chief Judge	-	-	\$281,060,218	-	-	-	\$281,060,218

SUMMARY OF APPROPRIATIONS BY CONTROL OFFICER AND PROGRAM

Departments	FINANCE AND ADMINISTRATION	HEALTHCARE	PUBLIC SAFETY	PROPERTY AND TAXATION	ECONOMIC DEVELOPMENT	FIXED CHARGES AND OTHERS	TOTAL APPROPRIATIONS
1335-Clerk of the Circuit Court-Office of Clerk	-	-	99,599,049	-	-	-	99,599,049
1503-Clerk of the Circuit Court	-	-	\$99,599,049	-	-	-	\$99,599,049
1390-Public Administrator	-	-	1,768,874	-	-	-	1,768,874
1536-Public Administrator	-	-	\$1,768,874	-	-	-	\$1,768,874
1452-Veterans Assistance Commission	1,601,316	-	-	-	-	-	1,601,316
1563-Veterans Assistance Commission	\$1,601,316	-	-	-	-	-	\$1,601,316
1151-Elected And Appointed Officials	\$14,183,845	-	\$1,031,998,531	\$73,202,725	-	-	\$1,119,385,100
1490-Fixed Charges and Special Purpose Appropriations	-	-	-	-	-	709,879,231	709,879,231
1499-Fixed Charges and Special Purpose Appropriations	-	-	-	-	-	69,964,389	69,964,389
1489-Fixed Charges And Special Purpose Appropriations	-	-	-	-	-	\$779,843,620	\$779,843,620
1588-Fixed Charges	-	-	-	-	-	\$779,843,620	\$779,843,620
Total General Funds	\$207,813,374	-	\$1,120,324,562	\$73,202,725	\$15,066,708	\$779,843,620	\$2,196,250,989
Health Enterprise Fund							
4890-Health System Administration	-	125,923,427	-	-	-	-	125,923,427
4240-Cermak Health Services	-	107,151,085	-	-	-	-	107,151,085
4241-Health Services - JTDC	-	9,697,327	-	-	-	-	9,697,327
4891-Provident Hospital	-	101,438,445	-	-	-	-	101,438,445
4893-Ambulatory & Community Health Network of Cook County	-	180,540,249	-	-	-	-	180,540,249
4894-Ruth M. Rothstein CORE Center	-	30,090,011	-	-	-	-	30,090,011
4895-Department of Public Health	-	22,266,880	-	-	-	-	22,266,880
4896-Health Plan Services	-	2,527,840,128	-	-	-	-	2,527,840,128
4897-John H. Stroger Jr, Hospital of Cook County	-	1,115,701,050	-	-	-	-	1,115,701,050
4899-Special Purpose Appropriations	-	35,650,267	-	-	-	-	35,650,267
4020-Cook County Health & Hospital Systems Board	-	\$4,256,298,868	-	-	-	-	\$4,256,298,868
4010-Cook County Health & Hospital Systems Board	-	\$4,256,298,868	-	-	-	-	\$4,256,298,868
Total Enterprise Funds	-	\$4,256,298,868	-	-	-	-	\$4,256,298,868
Total General and Enterprise Funds	\$207,813,374	\$4,256,298,868	\$1,120,324,562	\$73,202,725	\$15,066,708	\$779,843,620	\$6,452,549,857
Special Purpose Funds							
1110-County Clerk	-	-	-	37,898,846	-	-	37,898,846
1525-Board of Elec Comm-Election Fund	26,405,082	-	-	-	-	-	26,405,082
Total 11306-Election	\$26,405,082	-	-	\$37,898,846	-	-	\$64,303,928
1310-Office of the Chief Judge	-	-	2,900,000	-	-	-	2,900,000
Total 11285-Mortgage Foreclosure Mediation Program	-	-	\$2,900,000	-	-	-	\$2,900,000
4890-Health System Administration	-	1,336,810	-	-	-	-	1,336,810
Total 11248-Lead Poisoning Prevention	-	\$1,336,810	-	-	-	-	\$1,336,810
1009-Enterprise Technology	20,655,126	-	-	-	-	-	20,655,126
Total 11249-Geographical Information System	\$20,655,126	-	-	-	-	-	\$20,655,126
1250-State's Attorney	-	-	3,191,029	-	-	-	3,191,029
Total 11252-State's Attorney Narcotics Forfeiture	-	-	\$3,191,029	-	-	-	\$3,191,029
1335-Clerk of the Circuit Court-Office of Clerk	-	-	683,372	-	-	-	683,372

SUMMARY OF APPROPRIATIONS BY CONTROL OFFICER AND PROGRAM

Departments	FINANCE AND ADMINISTRATION	HEALTHCARE	PUBLIC SAFETY	PROPERTY AND TAXATION	ECONOMIC DEVELOPMENT	FIXED CHARGES AND OTHERS	TOTAL APPROPRIATIONS
Total 11258-Clerk Circuit Court Administrative	-	-	\$683,372	-	-	-	\$683,372
1110-County Clerk	-	-	-	4,115,285	-	-	4,115,285
Total 11259-GIS Fee	-	-	-	\$4,115,285	-	-	\$4,115,285
1110-County Clerk	-	-	-	7,878	-	-	7,878
Total 11260-County Clerk Rental Housing Support Fee	-	-	-	\$7,878	-	-	\$7,878
1210-Office of the Sheriff	-	-	320,000	-	-	-	320,000
Total 11262-Sheriff's Women's Justice Services	-	-	\$320,000	-	-	-	\$320,000
1040-County Assessor	-	-	-	639,942	-	-	639,942
Total 11268-Assessor Special Revenue	-	-	-	\$639,942	-	-	\$639,942
1335-Clerk of the Circuit Court-Office of Clerk	-	-	800,508	-	-	-	800,508
Total 11269-Circuit Court Electronic Citation	-	-	\$800,508	-	-	-	\$800,508
1259-Medical Examiner	785,040	-	-	-	-	-	785,040
Total 11270-Medical Examiner Fees	\$785,040	-	-	-	-	-	\$785,040
1250-State's Attorney	-	-	196,155	-	-	-	196,155
Total 11271-State's Attorney Records Automation Fund	-	-	\$196,155	-	-	-	\$196,155
1161-Department of Environment and Sustainability	1,111,027	-	-	-	-	-	1,111,027
Total 11273-Environmental Control Solid Waste Management	\$1,111,027	-	-	-	-	-	\$1,111,027
1586-Land Bank Authority	-	-	-	-	0	-	0
Total 11274-Land Bank Authority	-	-	-	-	\$0	-	\$0
1013-Planning and Development	-	-	-	-	707,729	-	707,729
Total 11275-HUD Section 108 Loan Program	-	-	-	-	\$707,729	-	\$707,729
1040-County Assessor	-	-	-	1,215,220	-	-	1,215,220
Total 11276-Erroneous Homestead Exemption Recovery	-	-	-	\$1,215,220	-	-	\$1,215,220
1210-Office of the Sheriff	-	-	250,000	-	-	-	250,000
Total 11277-Pharmaceutical Disposal Fund	-	-	\$250,000	-	-	-	\$250,000
1210-Office of the Sheriff	-	-	1,005,819	-	-	-	1,005,819
Total 11278-Sheriff's Operations State Asset Forfeiture	-	-	\$1,005,819	-	-	-	\$1,005,819
1210-Office of the Sheriff	-	-	247,803	-	-	-	247,803
Total 11279-Sheriff's Money Laundering State Asset Forfeiture	-	-	\$247,803	-	-	-	\$247,803

SUMMARY OF APPROPRIATIONS BY CONTROL OFFICER AND PROGRAM

Departments	FINANCE AND ADMINISTRATION	HEALTHCARE	PUBLIC SAFETY	PROPERTY AND TAXATION	ECONOMIC DEVELOPMENT	FIXED CHARGES AND OTHERS	TOTAL APPROPRIATIONS
1210-Office of the Sheriff	-	-	812,238	-	-	-	812,238
Total 11288-Zaborowski Fund	-	-	\$812,238	-	-	-	\$812,238
1210-Office of the Sheriff	-	-	732,492	-	-	-	732,492
Total 11291-DOC Program Services Fund	-	-	\$732,492	-	-	-	\$732,492
1500-Department of Transportation And Highways	7,413,285	-	-	-	-	-	7,413,285
Total 11302-Township Roads	\$7,413,285	-	-	-	-	-	\$7,413,285
1530-Cook County Law Library	3,748,277	-	-	-	-	-	3,748,277
Total 11310-County Law Library	\$3,748,277	-	-	-	-	-	\$3,748,277
1510-Cook County Animal and Rabies Control	10,614,655	-	-	-	-	-	10,614,655
Total 11312-Animal Control	\$10,614,655	-	-	-	-	-	\$10,614,655
1110-County Clerk	-	-	-	9,205,364	-	-	9,205,364
Total 11314-County Clerk Document Storage System	-	-	-	\$9,205,364	-	-	\$9,205,364
1110-County Clerk	-	-	-	1,753,053	-	-	1,753,053
Total 11316-County Clerk Automation	-	-	-	\$1,753,053	-	-	\$1,753,053
1335-Clerk of the Circuit Court-Office of Clerk	-	-	8,277,253	-	-	-	8,277,253
Total 11318-Circuit Court Document Storage	-	-	\$8,277,253	-	-	-	\$8,277,253
1335-Clerk of the Circuit Court-Office of Clerk	-	-	8,067,361	-	-	-	8,067,361
Total 11320-Circuit Court Automation	-	-	\$8,067,361	-	-	-	\$8,067,361
1310-Office of the Chief Judge	-	-	300,146	-	-	-	300,146
Total 11322-Circuit Court Illinois Dispute Resolution	-	-	\$300,146	-	-	-	\$300,146
1210-Office of the Sheriff	-	-	4,170,446	-	-	-	4,170,446
Total 11324-Sheriff 911 - Intergovernmental Agreement - ETSB	-	-	\$4,170,446	-	-	-	\$4,170,446
1310-Office of the Chief Judge	-	-	1,653,906	-	-	-	1,653,906
Total 11326-Adult Probation Service Fee	-	-	\$1,653,906	-	-	-	\$1,653,906
1310-Office of the Chief Judge	-	-	1,673,622	-	-	-	1,673,622
Total 11328-Social Services Probation Court Fee	-	-	\$1,673,622	-	-	-	\$1,673,622
1060-County Treasurer	-	-	-	14,783,691	-	-	14,783,691
Total 11854-County Treasurer Tax Sales Automation	-	-	-	\$14,783,691	-	-	\$14,783,691
1500-Department of Transportation And Highways	56,831,140	-	-	-	-	-	56,831,140
Total 11856-MFT Illinois First (1st)	\$56,831,140	-	-	-	-	-	\$56,831,140
1013-Planning and Development	-	-	-	-	818,918	-	818,918

SUMMARY OF APPROPRIATIONS BY CONTROL OFFICER AND PROGRAM

Departments	FINANCE AND ADMINISTRATION	HEALTHCARE	PUBLIC SAFETY	PROPERTY AND AXATION	ECONOMIC DEVELOPMENT	FIXED CHARGES AND OTHERS	TOTAL APPROPRIATIONS
Total 11857-PACE Note and Interest Fund	-	-	-	-	\$818,918	-	\$818,918
1011-Office of Chief Admin Officer	110,000	-	-	-	-	-	110,000
Total 11281-PEG Access Support Fund	\$110,000	-	-	-	-	-	\$110,000
1040-County Assessor	-	-	-	2,405,108	-	-	2,405,108
Total 11282-Assessor GIS Fee Fund	-	-	-	\$2,405,108	-	-	\$2,405,108
1500-Department of Transportation And Highways	334,238,133	-	-	-	-	-	334,238,133
Total 11300-Motor Fuel Tax	\$334,238,133	-	-	-	-	-	\$334,238,133
1205-Justice Advisory Council	20,002,354	-	-	-	-	-	20,002,354
1013-Planning and Development	-	-	-	-	200,000	-	200,000
Total 11284-COVID-19 Federal Programs	\$20,002,354	-	-	-	\$200,000	-	\$20,202,354
1010-Office of the President	6,348,643	-	-	-	-	-	6,348,643
1205-Justice Advisory Council	35,713,428	-	-	-	-	-	35,713,428
1021-Office of the Chief Financial Officer	10,045,800	-	-	-	-	-	10,045,800
1014-Budget and Management Services	419,768,975	-	-	-	-	-	419,768,975
1009-Enterprise Technology	8,420,743	-	-	-	-	-	8,420,743
1011-Office of Chief Admin Officer	815,550	-	-	-	-	-	815,550
1161-Department of Environment and Sustainability	32,966,407	-	-	-	-	-	32,966,407
1265-Cook County Department of Emergency Management & Regional Security	-	-	244,414	-	-	-	244,414
1500-Department of Transportation And Highways	17,950,000	-	-	-	-	-	17,950,000
1027-Office of Economic Development	-	-	-	-	85,039,391	-	85,039,391
1013-Planning and Development	-	-	-	-	794,800	-	794,800
1032-Department of Human Resources	441,007	-	-	-	-	-	441,007
1031-Office of Asset Management	8,045,848	-	-	-	-	-	8,045,848
1200-Department of Facilities Management	800,000	-	-	-	-	-	800,000
1070-County Auditor	219,442	-	-	-	-	-	219,442
1260-Public Defender	-	-	618,351	-	-	-	618,351
1050-Board of Review	-	-	-	268,000	-	-	268,000
1250-State's Attorney	-	-	885,187	-	-	-	885,187
1310-Office of the Chief Judge	-	-	4,592,693	-	-	-	4,592,693
1452-Veterans Assistance Commission	398,684	-	-	-	-	-	398,684
4890-Health System Administration	-	828,669	-	-	-	-	828,669
4241-Health Services - JTDC	-	221,608	-	-	-	-	221,608
4893-Ambulatory & Community Health Network of Cook County	-	2,278,093	-	-	-	-	2,278,093
4895-Department of Public Health	-	12,580,791	-	-	-	-	12,580,791
4897-John H. Stroger Jr, Hospital of Cook County	-	33,774,521	-	-	-	-	33,774,521
Total 11286-American Rescue Plan Act (ARPA) Fund	\$541,934,526	\$49,683,682	\$6,340,645	\$268,000	\$85,834,191	-	\$684,061,044
1010-Office of the President	42,403,913	-	-	-	-	-	42,403,913
1205-Justice Advisory Council	35,250,000	-	-	-	-	-	35,250,000
1161-Department of Environment and Sustainability	61,000	-	-	-	-	-	61,000
1500-Department of Transportation And Highways	71,500	-	-	-	-	-	71,500

SUMMARY OF APPROPRIATIONS BY CONTROL OFFICER AND PROGRAM

Departments	FINANCE AND ADMINISTRATION	HEALTHCARE	PUBLIC SAFETY	PROPERTY AND TAXATION	ECONOMIC DEVELOPMENT	FIXED CHARGES AND OTHERS	TOTAL APPROPRIATIONS
1027-Office of Economic Development	-	-	-	-	29,000,000	-	29,000,000
1002-Human Rights And Ethics	46,500	-	-	-	-	-	46,500
1018-Office of The Secretary To The Board of Commissioners	20,000	-	-	-	-	-	20,000
1586-Land Bank Authority	-	-	-	-	6,270,000	-	6,270,000
4895-Department of Public Health	-	50,000	-	-	-	-	50,000
Total 11287-Equity Fund SPF	\$77,852,913	\$50,000	-	-	\$35,270,000	-	\$113,172,913
1260-Public Defender	-	-	14,831,548	-	-	-	14,831,548
1239-Department of Corrections	-	-	109,974,922	-	-	-	109,974,922
1231-Police Department	-	-	37,718,764	-	-	-	37,718,764
1232-Community Corrections Department	-	-	10,758,476	-	-	-	10,758,476
1250-State's Attorney	-	-	20,132,526	-	-	-	20,132,526
1310-Office of the Chief Judge	-	-	7,922,316	-	-	-	7,922,316
1280-Adult Probation Dept.	-	-	5,846,740	-	-	-	5,846,740
1313-Social Service	-	-	2,290,293	-	-	-	2,290,293
1326-Juvenile Probation	-	-	8,735,984	-	-	-	8,735,984
1300-Judiciary	-	-	2,525,549	-	-	-	2,525,549
1440-Juvenile Temporary Detention Center	-	-	11,033,841	-	-	-	11,033,841
1335-Clerk of the Circuit Court-Office of Clerk	-	-	16,629,041	-	-	-	16,629,041
Total 11289-Transportation Related Home Rule Taxes	-	-	\$248,400,000	-	-	-	\$248,400,000
1014-Budget and Management Services	15,414,000	-	-	-	-	-	15,414,000
1231-Police Department	-	-	423,033	-	-	-	423,033
4890-Health System Administration	-	428,088	-	-	-	-	428,088
4240-Cermak Health Services	-	628,590	-	-	-	-	628,590
Total 11290-Opioid Remediation and Abatement	\$15,414,000	\$1,056,678	\$423,033	-	-	-	\$16,893,711
1010-Office of the President	36,533	-	-	-	-	-	36,533
1021-Office of the Chief Financial Officer	(5,656,386)	-	-	-	-	-	(5,656,386)
1007-Revenue	40,831	-	-	-	-	-	40,831
1014-Budget and Management Services	8,596	-	-	-	-	-	8,596
1020-County Comptroller	53,725	-	-	-	-	-	53,725
1009-Enterprise Technology	9,530,105	-	-	-	-	-	9,530,105
1011-Office of Chief Admin Officer	486,096	-	-	-	-	-	486,096
1161-Department of Environment and Sustainability	38,682	-	-	-	-	-	38,682
1265-Cook County Department of Emergency Management & Regional Security	-	-	12,894	-	-	-	12,894
1500-Department of Transportation And Highways	192,321	-	-	-	-	-	192,321
1013-Planning and Development	-	-	-	-	8,596	-	8,596
1160-Building and Zoning	-	-	-	-	10,745	-	10,745
1032-Department of Human Resources	46,490	-	-	-	-	-	46,490
1031-Office of Asset Management	10,745	-	-	-	-	-	10,745
1200-Department of Facilities Management	692,425	-	-	-	-	-	692,425
1260-Public Defender	-	-	213,984	-	-	-	213,984
1018-Office of The Secretary To The Board of Commissioners	32,235	-	-	-	-	-	32,235
1040-County Assessor	-	-	-	62,500	-	-	62,500
1050-Board of Review	-	-	-	300,000	-	-	300,000

SUMMARY OF APPROPRIATIONS BY CONTROL OFFICER AND PROGRAM

Departments	FINANCE AND ADMINISTRATION	HEALTHCARE	PUBLIC SAFETY	PROPERTY AND TAXATION	ECONOMIC DEVELOPMENT	FIXED CHARGES AND OTHERS	TOTAL APPROPRIATIONS
1110-County Clerk	-	-	-	462,500	-	-	462,500
1214-Sheriff's Administration And Human Resources	-	-	3,200,377	-	-	-	3,200,377
1217-Sheriff's Information Technology	-	-	12,603,365	-	-	-	12,603,365
1250-State's Attorney	-	-	1,660,128	-	-	-	1,660,128
1310-Office of the Chief Judge	-	-	1,091,966	-	-	-	1,091,966
1280-Adult Probation Dept.	-	-	165,000	-	-	-	165,000
1305-Public Guardian	-	-	556,378	-	-	-	556,378
1313-Social Service	-	-	56,000	-	-	-	56,000
1326-Juvenile Probation	-	-	534,545	-	-	-	534,545
1335-Clerk of the Circuit Court-Office of Clerk	-	-	1,470,730	-	-	-	1,470,730
1586-Land Bank Authority	-	-	-	-	12,894	-	12,894
4890-Health System Administration	-	500,000	-	-	-	-	500,000
4893-Ambulatory & Community Health Network of Cook County	-	500,000	-	-	-	-	500,000
4895-Department of Public Health	-	500,000	-	-	-	-	500,000
4897-John H. Stroger Jr. Hospital of Cook County	-	565,000	-	-	-	-	565,000
Total 11601-Infrastructure and equipment fund	\$5,512,398	\$2,065,000	\$21,565,367	\$825,000	\$32,235	-	\$30,000,000
1590-Annuity and Benefits	-	-	-	-	-	105,393,207	105,393,207
Total 11303-Annuity and Benefit Fund	-	-	-	-	-	\$105,393,207	\$105,393,207
1700-Bond and Interest	-	-	-	-	-	259,630,924	259,630,924
Total 11716-Bond and Interest Ser 1999 B Refunding	-	-	-	-	-	\$259,630,924	\$259,630,924
Total Special Purpose Funds	\$1,122,627,957	\$54,192,170	\$312,011,195	\$73,117,387	\$122,863,073	\$365,024,131	\$2,049,835,911
Restricted	45,838,615	71,605,966	156,234,967	2,643,325	156,102,228	-	432,425,102
Total Operating Fund	\$1,376,279,946	\$4,382,097,003	\$1,588,570,724	\$148,963,436	\$294,032,009	\$1,144,867,751	\$8,934,810,870
Capital Improvements	\$302,119,591	\$0	\$24,127,477	\$700,517	\$0	\$0	\$326,947,585
Grand Total	\$1,678,399,537	\$4,382,097,003	\$1,612,698,201	\$149,663,953	\$294,032,009	\$1,144,867,751	\$9,261,758,455

*FY2024 Capital Improvements excludes capital purchases funded with operating dollars.

SUMMARY OF APPROPRIATIONS BY OBJECT AND FUND

Departments	PERSONAL SERVICES	CONTRACTUAL SERVICES	SUPPLIES AND MATERIALS	OPERATIONS AND MAINTENANCE	RENTAL AND LEASING	CAPITAL OUTLAY	**CONTINGENCY AND SPEC. PURPOSE	SUBTOTAL	ALLOCATED CAPITAL	TOTAL APPROPRIATIONS
1093-Thirteenth District	397,650	36,000	5,475	2,875	23,000	-	-	465,000	-	465,000
1094-Fourteenth District	429,756	5,272	2,972	4,000	23,000	-	-	465,000	-	465,000
1095-Fifteenth District	399,479	33,056	4,465	4,000	24,000	-	-	465,000	-	465,000
1096-Sixteenth District	405,505	34,295	6,500	2,500	16,200	-	-	465,000	-	465,000
1097-Seventeenth District	371,496	66,704	-	2,800	24,000	-	-	465,000	-	465,000
1176-Cook County Board of Commissioners	\$8,078,906	\$1,405,050	\$230,956	\$69,539	\$341,743	-	-	\$10,126,194	\$0	\$10,126,194
1040-County Assessor	28,148,103	3,667,048	605,989	273,874	110,594	-	-\$639,792	\$32,165,816	-	\$32,165,816
1251-Assessor	\$28,148,103	\$3,667,048	\$605,989	\$273,874	\$110,594	-	-\$639,792	\$32,165,816	\$0	\$32,165,816
1050-Board of Review	18,670,525	276,688	301,023	354,502	41,636	-	-	19,644,374	-	19,644,374
1276-Board of Review	\$18,670,525	\$276,688	\$301,023	\$354,502	\$41,636	-	-	\$19,644,374	\$0	\$19,644,374
1060-County Treasurer	635,183	59,122	3,444	2,653	5,909	-	-	706,312	-	706,312
1301-Treasurer	\$635,183	\$59,122	\$3,444	\$2,653	\$5,909	-	-	\$706,312	\$0	\$706,312
1080-Office of Independent Inspector General	2,510,232	31,247	12,344	117,168	5,344	-	-\$220,000	2,456,335	-	2,456,335
1327-Inspector General	\$2,510,232	\$31,247	\$12,344	\$117,168	\$5,344	-	-\$220,000	\$2,456,335	\$0	\$2,456,335
1110-County Clerk	18,172,665	1,343,996	430,893	809,115	129,554	-	-\$200,000	20,686,223	-	20,686,223
1352-County Clerk	\$18,172,665	\$1,343,996	\$430,893	\$809,115	\$129,554	-	-\$200,000	\$20,686,223	\$0	\$20,686,223
1210-Office of the Sheriff	1,847,197	90,982	-	917	1,655	-	-	1,940,751	-	1,940,751
1214-Sheriff's Administration And Human Resources	37,834,227	1,682,654	1,374,000	9,319	49,532	-	-\$231,732	40,718,000	-	40,718,000
1216-Office of Prof Review, Prof Integrity Special Investigations	4,178,058	26,890	10,000	-	1,264	-	-	4,216,212	-	4,216,212
1217-Sheriff's Information Technology	14,360,214	140,743	115,202	15,723,824	35,852	-	-	30,375,835	-	30,375,835
1239-Department of Corrections	360,144,287	17,824,796	1,560,000	107,585	164,573	-	-\$110,934,454	268,866,787	-	268,866,787
1249-Sheriff's Merit Board	1,693,590	168,318	3,000	63,777	2,523	-	-\$33,332	1,964,540	-	1,964,540
1230-Court Services Division	93,494,676	967,569	190,000	978,414	155,005	-	-	95,785,664	-	95,785,664
1231-Police Department	92,231,893	1,000,085	367,354	278,431	114,418	-	-\$40,209,759	53,782,422	-	53,782,422
1232-Community Corrections Department	23,403,375	119,742	200,000	6,416,800	-	-	-\$11,088,476	19,051,441	-	19,051,441
1427-Sheriff	\$629,187,517	\$22,021,779	\$3,819,556	\$23,579,067	\$524,822	-	-\$162,431,089	\$516,701,652	\$0	\$516,701,652
1250-State's Attorney	142,764,032	3,349,075	1,229,223	3,674,823	336,068	-	-\$18,484,483	132,868,738	-	132,868,738
1453-State's Attorney	\$142,764,032	\$3,349,075	\$1,229,223	\$3,674,823	\$336,068	-	-\$18,484,483	\$132,868,738	\$0	\$132,868,738
1310-Office of the Chief Judge	49,435,782	9,384,716	943,554	2,630,110	141,087	-	-\$9,207,316	53,327,933	-	53,327,933
1280-Adult Probation Dept.	56,176,996	2,027,652	469,840	5,173,571	120,474	-	-\$8,346,740	55,621,793	-	55,621,793
1305-Public Guardian	25,307,523	486,138	92,917	565,555	97,956	-	-	26,550,089	-	26,550,089
1312-Forensic Clinical Services	3,345,445	14,663	21,000	8,776	3,535	-	-	3,393,419	-	3,393,419
1313-Social Service	23,474,662	437,361	266,285	182,182	34,393	-	-\$3,853,293	20,541,590	-	20,541,590
1326-Juvenile Probation	36,052,221	10,839,444	98,740	960,524	51,678	-	-\$8,735,984	39,266,623	-	39,266,623
1300-Judiciary	390,111	533,746	830,030	12,398,487	123,600	-	-\$774,451	15,050,425	-	15,050,425
1440-Juvenile Temporary Detention Center	71,365,694	3,569,954	3,399,750	467,927	18,862	-	-\$11,513,841	67,308,346	-	67,308,346
1478-Chief Judge	\$265,548,434	\$27,293,674	\$6,122,116	\$22,387,132	\$591,585	-	-\$40,882,723	\$281,060,218	\$0	\$281,060,218
1335-Clerk of the Circuit Court-Office of Clerk	109,526,295	2,590,347	477,635	4,808,092	325,721	-	-\$18,129,041	99,599,049	-	99,599,049
1503-Clerk of the Circuit Court	\$109,526,295	\$2,590,347	\$477,635	\$4,808,092	\$325,721	-	-\$18,129,041	\$99,599,049	\$0	\$99,599,049
1390-Public Administrator	1,451,214	134,784	5,108	78,767	39,001	-	-\$60,000	1,768,874	-	1,768,874
1536-Public Administrator	\$1,451,214	\$134,784	\$5,108	\$78,767	\$39,001	-	-\$60,000	\$1,768,874	\$0	\$1,768,874
1452-Veterans Assistance Commission	635,838	962,478	-	3,000	-	-	-	1,601,316	-	1,601,316
1563-Veterans Assistance Commission	\$635,838	\$962,478	-	\$3,000	-	-	-	\$1,601,316	\$0	\$1,601,316
1151-Elected And Appointed Officials	\$1,225,328,943	\$63,135,288	\$13,238,287	\$56,157,732	\$2,451,977	-	-\$240,927,128	\$1,119,385,100	\$0	\$1,119,385,100
1490-Fixed Charges and Special Purpose Appropriations	4,751,771	32,693,557	37,755	41,169,023	302,795	-	-\$630,924,330	709,879,231	-	709,879,231
1499-Fixed Charges and Special Purpose Appropriations	5,441,079	5,019,458	70,000	30,077,684	-	-	-\$29,356,168	69,964,389	-	69,964,389
1489-Fixed Charges And Special Purpose Appropriations	\$10,192,850	\$37,713,016	\$107,755	\$71,246,707	\$302,795	-	-\$660,280,498	\$779,843,620	\$0	\$779,843,620
1588-Fixed Charges	\$10,192,850	\$37,713,016	\$107,755	\$71,246,707	\$302,795	-	-\$660,280,498	\$779,843,620	\$0	\$779,843,620
Total General Funds	\$1,511,478,475	\$122,706,133	\$18,459,145	\$139,398,607	\$3,242,695	\$50,000	\$400,915,933	\$2,196,250,989	\$0	\$2,196,250,989
Health Enterprise Fund										
4890-Health System Administration	65,908,056	51,737,201	885,312	843,333	4,076,423	-	-\$2,473,102	125,923,427	-	125,923,427
4240-Cermak Health Services	75,895,518	14,564,344	6,780,391	9,858,166	17,936	-	-\$34,730	107,151,085	-	107,151,085
4241-Health Services - JTDC	8,460,241	425,878	34,360	768,847	-	-	-\$8,001	9,697,327	-	9,697,327
4891-Provident Hospital	46,522,130	28,588,146	17,173,397	8,382,475	689,740	-	-\$82,557	101,438,445	-	101,438,445
4893-Ambulatory & Community Health Network of Cook County	82,887,648	58,094,213	4,960,170	32,212,393	2,376,274	-	-\$9,551	180,540,249	-	180,540,249

SUMMARY OF APPROPRIATIONS BY OBJECT AND FUND

Departments	PERSONAL SERVICES	CONTRACTUAL SERVICES	SUPPLIES AND MATERIALS	OPERATIONS AND MAINTENANCE	RENTAL AND LEASING	CAPITAL OUTLAY	**CONTINGENCY AND SPEC. PURPOSE	SUBTOTAL	ALLOCATED CAPITAL	TOTAL APPROPRIATIONS
4894-Ruth M. Rothstein CORE Center	8,405,048	169,283	14,304,769	2,310,934	-	4,900,000	(23)	30,090,011	-	30,090,011
4895-Department of Public Health	15,407,255	5,453,976	135,758	1,180,167	11,135	-	78,589	22,266,880	-	22,266,880
4896-Health Plan Services	46,126,643	2,596,064,014	-	7,748	-	-	(114,358,276)	2,527,840,128	-	2,527,840,128
4897-John H. Stroger Jr, Hospital of Cook County	581,489,318	247,351,218	143,552,438	103,443,993	38,965,005	-	899,078	1,115,701,050	-	1,115,701,050
4899-Special Purpose Appropriations	-	5,513,283	-	-	-	-	30,137,004	35,650,267	-	35,650,267
4020-Cook County Health & Hospital Systems Board	\$931,101,857	\$3,007,961,534	\$187,826,595	\$159,008,056	\$46,136,513	\$4,900,000	\$(80,635,687)	\$4,256,298,868	\$0	\$4,256,298,868
4010-Cook County Health & Hospital Systems Board	\$931,101,857	\$3,007,961,534	\$187,826,595	\$159,008,056	\$46,136,513	\$4,900,000	\$(80,635,687)	\$4,256,298,868	\$0	\$4,256,298,868
Total Health Enterprise Fund	\$931,101,857	\$3,007,961,534	\$187,826,595	\$159,008,056	\$46,136,513	\$4,900,000	\$(80,635,687)	\$4,256,298,868	\$0	\$4,256,298,868
Total General and Enterprise Funds	\$2,442,580,332	\$3,130,667,668	\$206,285,740	\$298,406,663	\$49,379,208	\$4,950,000	\$320,280,246	\$6,452,549,857	\$0	\$6,452,549,857
Special Purpose Funds										
11306-Election										
1110-County Clerk	19,497,026	12,566,230	801,000	7,513,415	155,500	-	(2,634,325)	37,898,846	-	37,898,846
1352-County Clerk	\$19,497,026	\$12,566,230	\$801,000	\$7,513,415	\$155,500	-	\$(2,634,325)	\$37,898,846	\$0	\$37,898,846
1525-Board of Elec Comm-Election Fund	495,360	26,509,723	-	-	1,100,000	-	(1,700,000)	26,405,082	-	26,405,082
1377-Board of Election Commissioners	\$495,360	\$26,509,723	-	-	\$1,100,000	-	\$(1,700,000)	\$26,405,082	\$0	\$26,405,082
11285-Mortgage Foreclosure Mediation Program										
1310-Office of the Chief Judge	-	2,900,000	-	-	-	-	-	2,900,000	-	2,900,000
1478-Chief Judge	-	\$2,900,000	-	-	-	-	-	\$2,900,000	\$0	\$2,900,000
11248-Lead Poisoning Prevention										
4890-Health System Administration	1,331,659	5,151	-	-	-	-	-	1,336,810	-	1,336,810
4020-Cook County Health & Hospital Systems Board	\$1,331,659	\$5,151	-	-	-	-	-	\$1,336,810	\$0	\$1,336,810
11249-Geographical Information System										
1009-Enterprise Technology	2,649,289	8,921	67,500	6,500,000	-	11,192,344	237,072	20,655,126	-	20,655,126
1105-Chief Information Officer	\$2,649,289	\$8,921	\$67,500	\$6,500,000	-	\$11,192,344	\$237,072	\$20,655,126	\$0	\$20,655,126
11252-State's Attorney Narcotics Forfeiture										
1250-State's Attorney	3,175,578	15,451	-	-	-	-	-	3,191,029	-	3,191,029
1453-State's Attorney	\$3,175,578	\$15,451	-	-	-	-	-	\$3,191,029	\$0	\$3,191,029
11258-Clerk Circuit Court Administrative										
1335-Clerk of the Circuit Court-Office of Clerk	553,768	3,219	4,000	19,300	-	-	103,085	683,372	-	683,372
1503-Clerk of the Circuit Court	\$553,768	\$3,219	\$4,000	\$19,300	-	-	\$103,085	\$683,372	\$0	\$683,372
11259-GIS Fee										
1110-County Clerk	346,292	1,149,288	71,500	800,000	-	1,614,360	133,845	4,115,285	-	4,115,285
1352-County Clerk	\$346,292	\$1,149,288	\$71,500	\$800,000	-	\$1,614,360	\$133,845	\$4,115,285	\$0	\$4,115,285
11260-County Clerk Rental Housing Support Fee										
1110-County Clerk	-	-	7,500	-	-	-	378	7,878	-	7,878
1352-County Clerk	-	-	\$7,500	-	-	-	\$378	\$7,878	\$0	\$7,878
11262-Sheriff's Women's Justice Services										
1210-Office of the Sheriff	-	67,000	3,000	-	-	-	250,000	320,000	-	320,000
1427-Sheriff	-	\$67,000	\$3,000	-	-	-	\$250,000	\$320,000	\$0	\$320,000
11268-Assessor Special Revenue										
1040-County Assessor	-	-	-	-	-	-	639,942	639,942	-	639,942
1251-Assessor	-	-	-	-	-	-	\$639,942	\$639,942	\$0	\$639,942
11269-Circuit Court Electronic Citation										
1335-Clerk of the Circuit Court-Office of Clerk	95,610	580	-	700,000	-	-	4,318	800,508	-	800,508
1503-Clerk of the Circuit Court	\$95,610	\$580	-	\$700,000	-	-	\$4,318	\$800,508	\$0	\$800,508
11270-Medical Examiner Fees										
1259-Medical Examiner	-	-	-	-	-	183,794	601,246	785,040	-	785,040
1115-Chief Administrative Officer	-	-	-	-	-	\$183,794	\$601,246	\$785,040	\$0	\$785,040
11271-State's Attorney Records Automation Fund										
1250-State's Attorney	191,982	644	-	-	-	-	3,529	196,155	-	196,155
1453-State's Attorney	\$191,982	\$644	-	-	-	-	\$3,529	\$196,155	\$0	\$196,155
11273-Environmental Control Solid Waste Management										
1161-Department of Environment and Sustainability	370,282	494,832	21,000	-	-	-	224,913	1,111,027	-	1,111,027
1115-Chief Administrative Officer	\$370,282	\$494,832	\$21,000	-	-	-	\$224,913	\$1,111,027	\$0	\$1,111,027

11274-Land Bank Authority

SUMMARY OF APPROPRIATIONS BY OBJECT AND FUND

Departments	PERSONAL SERVICES	CONTRACTUAL SERVICES	SUPPLIES AND MATERIALS	OPERATIONS AND MAINTENANCE	RENTAL AND LEASING	CAPITAL OUTLAY	**CONTINGENCY AND SPEC. PURPOSE	SUBTOTAL	ALLOCATED CAPITAL	TOTAL APPROPRIATIONS
1586-Land Bank Authority	2,270,229	1,252,327	7,500	5,204,645	5,688	-	(8,740,389)	0	-	0
1943-Cook County Land Bank Authority	\$2,270,229	\$1,252,327	\$7,500	\$5,204,645	\$5,688	-	\$(8,740,389)	\$0	\$0	\$0
11275-HUD Section 108 Loan Program										
1013-Planning and Development	-	-	-	-	-	-	707,729	707,729	-	707,729
1125-Office of Economic Development	-	-	-	-	-	-	\$707,729	\$707,729	\$0	\$707,729
11276-Erroneous Homestead Exemption Recovery										
1040-County Assessor	1,133,531	70,151	-	-	-	-	11,538	1,215,220	-	1,215,220
1251-Assessor	\$1,133,531	\$70,151	-	-	-	-	\$11,538	\$1,215,220	\$0	\$1,215,220
11277-Pharmaceutical Disposal Fund										
1210-Office of the Sheriff	-	-	50,000	-	-	-	200,000	250,000	-	250,000
1427-Sheriff	-	-	\$50,000	-	-	-	\$200,000	\$250,000	\$0	\$250,000
11278-Sheriff's Operations State Asset Forfeiture										
1210-Office of the Sheriff	-	-	555,819	400,000	-	-	50,000	1,005,819	-	1,005,819
1427-Sheriff	-	-	\$555,819	\$400,000	-	-	\$50,000	\$1,005,819	\$0	\$1,005,819
11279-Sheriff's Money Laundering State Asset Forfeiture										
1210-Office of the Sheriff	-	-	197,803	-	-	-	50,000	247,803	-	247,803
1427-Sheriff	-	-	\$197,803	-	-	-	\$50,000	\$247,803	\$0	\$247,803
11288-Zaborowski Fund										
1210-Office of the Sheriff	-	252,706	-	-	-	-	559,532	812,238	-	812,238
1427-Sheriff	-	\$252,706	-	-	-	-	\$559,532	\$812,238	\$0	\$812,238
11291-DOC Program Services Fund										
1210-Office of the Sheriff	-	332,492	-	-	-	-	400,000	732,492	-	732,492
1427-Sheriff	-	\$332,492	-	-	-	-	\$400,000	\$732,492	\$0	\$732,492
11302-Township Roads										
1500-Department of Transportation And Highways	-	4,369,704	1,826,149	1,217,432	-	-	-	7,413,285	-	7,413,285
1115-Chief Administrative Officer	-	\$4,369,704	\$1,826,149	\$1,217,432	-	-	-	\$7,413,285	\$0	\$7,413,285
11310-County Law Library										
1530-Cook County Law Library	2,254,529	15,656	636,138	813,804	28,150	-	-	3,748,277	-	3,748,277
1115-Chief Administrative Officer	\$2,254,529	\$15,656	\$636,138	\$813,804	\$28,150	-	-	\$3,748,277	\$0	\$3,748,277
11312-Animal Control										
1510-Cook County Animal and Rabies Control	2,840,591	1,457,840	196,690	76,668	7,030	3,169,900	2,865,936	10,614,655	-	10,614,655
1115-Chief Administrative Officer	\$2,840,591	\$1,457,840	\$196,690	\$76,668	\$7,030	\$3,169,900	\$2,865,936	\$10,614,655	\$0	\$10,614,655
11314-County Clerk Document Storage System										
1110-County Clerk	3,619,025	3,427,951	33,601	500,000	-	210,000	1,414,787	9,205,364	-	9,205,364
1352-County Clerk	\$3,619,025	\$3,427,951	\$33,601	\$500,000	-	\$210,000	\$1,414,787	\$9,205,364	\$0	\$9,205,364
11316-County Clerk Automation										
1110-County Clerk	681,937	241,576	132,000	525,000	-	153,000	19,540	1,753,053	-	1,753,053
1352-County Clerk	\$681,937	\$241,576	\$132,000	\$525,000	-	\$153,000	\$19,540	\$1,753,053	\$0	\$1,753,053
11318-Circuit Court Document Storage										
1335-Clerk of the Circuit Court-Office of Clerk	3,685,977	796,241	614,650	850,700	2,078,000	-	251,685	8,277,253	-	8,277,253
1503-Clerk of the Circuit Court	\$3,685,977	\$796,241	\$614,650	\$850,700	\$2,078,000	-	\$251,685	\$8,277,253	\$0	\$8,277,253
11320-Circuit Court Automation										
1335-Clerk of the Circuit Court-Office of Clerk	5,519,887	767,377	144,500	1,573,837	61,760	-	-	8,067,361	-	8,067,361
1503-Clerk of the Circuit Court	\$5,519,887	\$767,377	\$144,500	\$1,573,837	\$61,760	-	-	\$8,067,361	\$0	\$8,067,361
11322-Circuit Court Illinois Dispute Resolution										
1310-Office of the Chief Judge	-	300,000	-	-	-	-	146	300,146	-	300,146
1478-Chief Judge	-	\$300,000	-	-	-	-	\$146	\$300,146	\$0	\$300,146
11324-Sheriff 911 - Intergovernmental Agreement - ETSB										
1210-Office of the Sheriff	8,185,419	28,970	-	91,004	750	401,000	(4,536,697)	4,170,446	-	4,170,446
1427-Sheriff	\$8,185,419	\$28,970	-	\$91,004	\$750	\$401,000	\$(4,536,697)	\$4,170,446	\$0	\$4,170,446
11326-Adult Probation Service Fee										
1310-Office of the Chief Judge	-	1,519,591	-	-	-	-	134,315	1,653,906	-	1,653,906
1478-Chief Judge	-	\$1,519,591	-	-	-	-	\$134,315	\$1,653,906	\$0	\$1,653,906
11328-Social Services Probation Court Fee										
1310-Office of the Chief Judge	-	743,333	14,000	-	-	-	916,289	1,673,622	-	1,673,622
1478-Chief Judge	-	\$743,333	\$14,000	-	-	-	\$916,289	\$1,673,622	\$0	\$1,673,622

SUMMARY OF APPROPRIATIONS BY OBJECT AND FUND

Departments	PERSONAL SERVICES	CONTRACTUAL SERVICES	SUPPLIES AND MATERIALS	OPERATIONS AND MAINTENANCE	RENTAL AND LEASING	CAPITAL OUTLAY	**CONTINGENCY AND SPEC. PURPOSE	SUBTOTAL	ALLOCATED CAPITAL	TOTAL APPROPRIATIONS
11854-County Treasurer Tax Sales Automation										
1060-County Treasurer	10,682,211	1,764,367	306,673	791,013	128,723	946,150	164,554	14,783,691	-	14,783,691
1301-Treasurer	\$10,682,211	\$1,764,367	\$306,673	\$791,013	\$128,723	\$946,150	\$164,554	\$14,783,691	\$0	\$14,783,691
11856-MFT Illinois First (1st)										
1500-Department of Transportation And Highways	46,829,340	952,700	608,700	4,294,249	1,010,730	-	3,135,421	56,831,140	-	56,831,140
1115-Chief Administrative Officer	\$46,829,340	\$952,700	\$608,700	\$4,294,249	\$1,010,730	-	\$3,135,421	\$56,831,140	\$0	\$56,831,140
11857-PACE Note and Interest Fund										
1013-Planning and Development	-	-	-	-	-	-	818,918	818,918	-	818,918
1125-Office of Economic Development	-	-	-	-	-	-	\$818,918	\$818,918	\$0	\$818,918
11281-PEG Access Support Fund										
1011-Office of Chief Admin Officer	-	-	-	-	-	110,000	-	110,000	-	110,000
1115-Chief Administrative Officer	-	-	-	-	-	\$110,000	-	\$110,000	\$0	\$110,000
11282-Assessor GIS Fee Fund										
1040-County Assessor	880,532	1,052,576	472,000	-	-	-	-	2,405,108	-	2,405,108
1251-Assessor	\$880,532	\$1,052,576	\$472,000	-	-	-	-	\$2,405,108	\$0	\$2,405,108
11300-Motor Fuel Tax										
1500-Department of Transportation And Highways	-	167,013,772	2,520,000	14,086,495	-	144,601,491	6,016,375	334,238,133	-	334,238,133
1115-Chief Administrative Officer	-	\$167,013,772	\$2,520,000	\$14,086,495	-	\$144,601,491	\$6,016,375	\$334,238,133	\$0	\$334,238,133
11284-COVID-19 Federal Programs										
1205-Justice Advisory Council	-	-	-	-	-	-	20,002,354	20,002,354	-	20,002,354
1051-President	-	-	-	-	-	-	\$20,002,354	\$20,002,354	\$0	\$20,002,354
1013-Planning and Development	-	-	-	-	-	-	200,000	200,000	-	200,000
1125-Office of Economic Development	-	-	-	-	-	-	\$200,000	\$200,000	\$0	\$200,000
11286-American Rescue Plan Act (ARPA) Fund										
1010-Office of the President	134,446	400,000	5,000	-	-	-	5,809,197	6,348,643	-	6,348,643
1205-Justice Advisory Council	-	500,000	-	-	-	-	35,213,428	35,713,428	-	35,713,428
1051-President	\$134,446	\$900,000	\$5,000	-	-	-	\$41,022,625	\$42,062,071	\$0	\$42,062,071
1021-Office of the Chief Financial Officer	-	10,045,800	-	-	-	-	-	10,045,800	-	10,045,800
1014-Budget and Management Services	-	359,085,462	-	-	-	-	60,683,513	419,768,975	-	419,768,975
1076-Chief Financial Officer	-	\$369,131,262	-	-	-	-	\$60,683,513	\$429,814,775	\$0	\$429,814,775
1009-Enterprise Technology	167,315	134,000	-	893,600	-	7,212,727	13,101	8,420,743	-	8,420,743
1105-Chief Information Officer	\$167,315	\$134,000	-	\$893,600	-	\$7,212,727	\$13,101	\$8,420,743	\$0	\$8,420,743
1011-Office of Chief Admin Officer	-	15,600	-	-	-	-	799,950	815,550	-	815,550
1161-Department of Environment and Sustainability	1,312,285	5,365,857	198,050	21,000	3,159	3,326,000	22,740,057	32,966,407	-	32,966,407
1265-Cook County Department of Emergency Management & Regional Security	102,392	20,770	-	117,000	-	-	4,252	244,414	-	244,414
1500-Department of Transportation And Highways	-	350,000	-	-	-	-	17,600,000	17,950,000	-	17,950,000
1115-Chief Administrative Officer	\$1,414,677	\$5,752,227	\$198,050	\$138,000	\$3,159	\$3,326,000	\$41,144,259	\$51,976,371	\$0	\$51,976,371
1027-Office of Economic Development	860,714	1,234,995	352,000	-	-	-	82,591,681	85,039,391	-	85,039,391
1013-Planning and Development	431,507	-	-	-	-	-	363,293	794,800	-	794,800
1125-Office of Economic Development	\$1,292,222	\$1,234,995	\$352,000	-	-	-	\$82,954,974	\$85,834,191	\$0	\$85,834,191
1032-Department of Human Resources	-	441,007	-	-	-	-	-	441,007	-	441,007
1135-Chief of Human Resources	-	\$441,007	-	-	-	-	-	\$441,007	\$0	\$441,007
1031-Office of Asset Management	872,261	3,553,834	-	-	3,556,450	-	63,303	8,045,848	-	8,045,848
1200-Department of Facilities Management	-	800,000	-	-	-	-	-	800,000	-	800,000
1140-Chief of Asset Management	\$872,261	\$4,353,834	-	-	\$3,556,450	-	\$63,303	\$8,845,848	\$0	\$8,845,848
1070-County Auditor	219,442	-	-	-	-	-	-	219,442	-	219,442
1155-County Auditor	\$219,442	-	-	-	-	-	-	\$219,442	\$0	\$219,442
1260-Public Defender	408,709	50,000	13,440	-	120,000	-	26,202	618,351	-	618,351
1126-Public Defender	\$408,709	\$50,000	\$13,440	-	\$120,000	-	\$26,202	\$618,351	\$0	\$618,351
1050-Board of Review	32,000	236,000	-	-	-	-	-	268,000	-	268,000
1276-Board of Review	\$32,000	\$236,000	-	-	-	-	-	\$268,000	\$0	\$268,000
1250-State's Attorney	588,246	-	-	-	-	256,469	40,472	885,187	-	885,187
1453-State's Attorney	\$588,246	\$0	\$0	-	-	\$256,469	\$40,472	\$885,187	\$0	\$885,187
1310-Office of the Chief Judge	2,249,787	-	-	-	-	-	2,342,906	4,592,693	-	4,592,693
1478-Chief Judge	\$2,249,787	-	-	-	-	-	\$2,342,906	\$4,592,693	\$0	\$4,592,693
1452-Veterans Assistance Commission	-	398,684	-	-	-	-	-	398,684	-	398,684

PROPOSED EXPENDITURES

ANNUAL APPROPRIATION BILL VOLUME 1

SUMMARY OF APPROPRIATIONS BY OBJECT AND FUND

Departments	PERSONAL SERVICES	CONTRACTUAL SERVICES	SUPPLIES AND MATERIALS	OPERATIONS AND MAINTENANCE	RENTAL AND LEASING	CAPITAL OUTLAY	**CONTINGENCY AND SPEC. PURPOSE	SUBTOTAL	ALLOCATED CAPITAL	TOTAL APPROPRIATIONS
1563-Veterans Assistance Commission	-	\$398,684	-	-	-	-	\$0	\$398,684	\$0	\$398,684
4890-Health System Administration	629,812	30,000	4,500	-	-	37,100	127,257	828,669	-	828,669
4241-Health Services - JTDC	207,291	-	-	-	-	-	14,317	221,608	-	221,608
4893-Ambulatory & Community Health Network of Cook County	2,009,873	114,176	5,966	5,000	-	5,000	138,078	2,278,093	-	2,278,093
4895-Department of Public Health	5,001,917	1,173,811	137,888	-	17,131	100,000	6,150,045	12,580,791	-	12,580,791
4897-John H. Stroger Jr, Hospital of Cook County	15,021,805	5,667,394	150,950	-	113,485	1,336,579	11,484,308	33,774,521	-	33,774,521
4020-Cook County Health & Hospital Systems Board	\$22,870,697	\$6,985,381	\$299,304	\$5,000	\$130,616	\$1,478,679	\$17,914,005	\$49,683,682	\$0	\$49,683,682
11287-Equity Fund SPF										
1010-Office of the President	-	27,454,500	-	-	-	-	14,949,413	42,403,913	-	42,403,913
1205-Justice Advisory Council	-	5,000,000	-	-	-	-	30,250,000	35,250,000	-	35,250,000
1051-President	-	\$32,454,500	-	-	-	-	\$45,199,413	\$77,653,913	\$0	\$77,653,913
1161-Department of Environment and Sustainability	-	60,925	75	-	-	-	-	61,000	-	61,000
1500-Department of Transportation And Highways	-	-	-	-	-	-	71,500	71,500	-	71,500
1115-Chief Administrative Officer	-	\$60,925	\$75	-	-	-	\$71,500	\$132,500	\$0	\$132,500
1027-Office of Economic Development	-	1,700,000	-	-	-	-	27,300,000	29,000,000	-	29,000,000
1125-Office of Economic Development	-	\$1,700,000	-	-	-	-	\$27,300,000	\$29,000,000	\$0	\$29,000,000
1002-Human Rights And Ethics	-	-	-	-	-	-	46,500	46,500	-	46,500
1145-Department of Human Rights And Ethics	-	-	-	-	-	-	\$46,500	\$46,500	\$0	\$46,500
1018-Office of The Secretary To The Board of Commissioners	-	-	-	-	-	-	20,000	20,000	-	20,000
1176-Cook County Board of Commissioners	-	-	-	-	-	-	\$20,000	\$20,000	\$0	\$20,000
1586-Land Bank Authority	-	4,025,000	-	2,245,000	-	-	-	6,270,000	-	6,270,000
1943-Cook County Land Bank Authority	-	\$4,025,000	-	\$2,245,000	-	-	-	\$6,270,000	\$0	\$6,270,000
4895-Department of Public Health	-	-	-	-	-	-	50,000	50,000	-	50,000
4020-Cook County Health & Hospital Systems Board	-	-	-	-	-	-	\$50,000	\$50,000	\$0	\$50,000
11289-Transportation Related Home Rule Taxes										
1260-Public Defender	-	-	-	-	-	-	14,831,548	14,831,548	-	14,831,548
1126-Public Defender	-	-	-	-	-	-	\$14,831,548	\$14,831,548	\$0	\$14,831,548
1239-Department of Corrections	-	-	-	-	-	-	109,974,922	109,974,922	-	109,974,922
1231-Police Department	-	-	-	-	-	-	37,718,764	37,718,764	-	37,718,764
1232-Community Corrections Department	-	-	-	-	-	-	10,758,476	10,758,476	-	10,758,476
1427-Sheriff	-	-	-	-	-	-	\$158,452,162	\$158,452,162	\$0	\$158,452,162
1250-State's Attorney	-	-	-	-	-	-	20,132,526	20,132,526	-	20,132,526
1453-State's Attorney	-	-	-	-	-	-	\$20,132,526	\$20,132,526	\$0	\$20,132,526
1310-Office of the Chief Judge	-	-	-	-	-	-	7,922,316	7,922,316	-	7,922,316
1280-Adult Probation Dept.	-	-	-	-	-	-	5,846,740	5,846,740	-	5,846,740
1313-Social Service	-	-	-	-	-	-	2,290,293	2,290,293	-	2,290,293
1326-Juvenile Probation	-	-	-	-	-	-	8,735,984	8,735,984	-	8,735,984
1300-Judiciary	-	-	-	-	-	-	2,525,549	2,525,549	-	2,525,549
1440-Juvenile Temporary Detention Center	-	-	-	-	-	-	11,033,841	11,033,841	-	11,033,841
1478-Chief Judge	-	-	-	-	-	-	\$38,354,723	\$38,354,723	\$0	\$38,354,723
1335-Clerk of the Circuit Court-Office of Clerk	-	-	-	-	-	-	16,629,041	16,629,041	-	16,629,041
1503-Clerk of the Circuit Court	-	-	-	-	-	-	\$16,629,041	\$16,629,041	\$0	\$16,629,041
11290-Opioid Remediation and Abatement										
1014-Budget and Management Services	-	-	-	-	-	-	15,414,000	15,414,000	-	15,414,000
1076-Chief Financial Officer	-	-	-	-	-	-	\$15,414,000	\$15,414,000	\$0	\$15,414,000
1231-Police Department	-	-	-	-	-	-	423,033	423,033	-	423,033
1427-Sheriff	-	-	-	-	-	-	\$423,033	\$423,033	\$0	\$423,033
4890-Health System Administration	183,088	245,000	-	-	-	-	-	428,088	-	428,088
4240-Cermak Health Services	628,590	-	-	-	-	-	-	628,590	-	628,590
4020-Cook County Health & Hospital Systems Board	\$811,678	\$245,000	-	-	-	-	-	\$1,056,678	\$0	\$1,056,678
11601-Infrastructure and equipment fund										
1010-Office of the President	-	-	-	-	-	36,533	-	36,533	-	36,533
1051-President	-	-	-	-	-	\$36,533	-	\$36,533	\$0	\$36,533
1021-Office of the Chief Financial Officer	-	1,614,799	-	-	-	1,845,234	(9,116,389)	(5,656,386)	-	(5,656,386)
1007-Revenue	-	-	-	-	-	40,831	-	40,831	-	40,831
1014-Budget and Management Services	-	-	-	-	-	8,596	-	8,596	-	8,596

SUMMARY OF APPROPRIATIONS BY OBJECT AND FUND

Departments	PERSONAL SERVICES	CONTRACTUAL SERVICES	SUPPLIES AND MATERIALS	OPERATIONS AND MAINTENANCE	RENTAL AND LEASING	CAPITAL OUTLAY	**CONTINGENCY AND SPEC. PURPOSE	SUBTOTAL	ALLOCATED CAPITAL	TOTAL APPROPRIATIONS
1020-County Comptroller	-	-	-	-	-	53,725	-	53,725	-	53,725
1076-Chief Financial Officer	-	\$1,614,769	-	-	-	\$1,948,386	\$(9,116,389)	\$(5,553,234)	\$0	\$(5,553,234)
1009-Enterprise Technology	-	-	-	-	-	9,530,105	-	9,530,105	-	9,530,105
1105-Chief Information Officer	-	-	-	-	-	\$9,530,105	-	\$9,530,105	\$0	\$9,530,105
1011-Office of Chief Admin Officer	-	-	-	-	-	486,096	-	486,096	-	486,096
1161-Department of Environment and Sustainability	-	-	-	-	-	38,682	-	38,682	-	38,682
1265-Cook County Department of Emergency Management & Regional Security	-	-	-	-	-	12,894	-	12,894	-	12,894
1500-Department of Transportation And Highways	-	-	-	-	-	192,321	-	192,321	-	192,321
1115-Chief Administrative Officer	-	-	-	-	-	\$729,993	-	\$729,993	\$0	\$729,993
1013-Planning and Development	-	-	-	-	-	8,596	-	8,596	-	8,596
1160-Building and Zoning	-	-	-	-	-	10,745	-	10,745	-	10,745
1125-Office of Economic Development	-	-	-	-	-	\$19,341	-	\$19,341	\$0	\$19,341
1032-Department of Human Resources	-	-	-	-	-	46,490	-	46,490	-	46,490
1135-Chief of Human Resources	-	-	-	-	-	\$46,490	-	\$46,490	\$0	\$46,490
1031-Office of Asset Management	-	-	-	-	-	10,745	-	10,745	-	10,745
1200-Department of Facilities Management	-	-	-	-	-	692,425	-	692,425	-	692,425
1140-Chief of Asset Management	-	-	-	-	-	\$703,170	-	\$703,170	\$0	\$703,170
1260-Public Defender	-	-	-	-	-	213,984	-	213,984	-	213,984
1126-Public Defender	-	-	-	-	-	\$213,984	-	\$213,984	\$0	\$213,984
1018-Office of The Secretary To The Board of Commissioners	-	-	-	-	-	32,235	-	32,235	-	32,235
1176-Cook County Board of Commissioners	-	-	-	-	-	\$32,235	-	\$32,235	\$0	\$32,235
1040-County Assessor	-	-	-	-	-	62,500	-	62,500	-	62,500
1251-Assessor	-	-	-	-	-	\$62,500	-	\$62,500	\$0	\$62,500
1050-Board of Review	-	-	-	-	-	300,000	-	300,000	-	300,000
1276-Board of Review	-	-	-	-	-	\$300,000	-	\$300,000	\$0	\$300,000
1110-County Clerk	-	-	-	-	-	462,500	-	462,500	-	462,500
1352-County Clerk	-	-	-	-	-	\$462,500	-	\$462,500	\$0	\$462,500
1214-Sheriff's Administration And Human Resources	-	-	-	-	-	3,200,377	-	3,200,377	-	3,200,377
1217-Sheriff's Information Technology	-	-	-	-	-	12,603,365	-	12,603,365	-	12,603,365
1427-Sheriff	-	-	-	-	-	\$15,803,742	-	\$15,803,742	\$0	\$15,803,742
1250-State's Attorney	-	-	-	-	-	1,660,128	-	1,660,128	-	1,660,128
1453-State's Attorney	-	-	-	-	-	\$1,660,128	-	\$1,660,128	\$0	\$1,660,128
1310-Office of the Chief Judge	-	-	-	-	-	1,091,966	-	1,091,966	-	1,091,966
1280-Adult Probation Dept.	-	-	-	-	-	165,000	-	165,000	-	165,000
1305-Public Guardian	-	-	-	-	-	556,378	-	556,378	-	556,378
1313-Social Service	-	-	-	-	-	56,000	-	56,000	-	56,000
1326-Juvenile Probation	-	-	-	-	-	534,545	-	534,545	-	534,545
1478-Chief Judge	-	-	-	-	-	\$2,403,889	-	\$2,403,889	\$0	\$2,403,889
1335-Clerk of the Circuit Court-Office of Clerk	-	-	-	-	-	1,470,730	-	1,470,730	-	1,470,730
1503-Clerk of the Circuit Court	-	-	-	-	-	\$1,470,730	-	\$1,470,730	\$0	\$1,470,730
1586-Land Bank Authority	-	-	-	-	-	12,894	-	12,894	-	12,894
1943-Cook County Land Bank Authority	-	-	-	-	-	\$12,894	-	\$12,894	\$0	\$12,894
4890-Health System Administration	-	-	-	-	-	500,000	-	500,000	-	500,000
4893-Ambulatory & Community Health Network of Cook County	-	-	-	-	-	500,000	-	500,000	-	500,000
4895-Department of Public Health	-	-	-	-	-	500,000	-	500,000	-	500,000
4897-John H. Stroger Jr. Hospital of Cook County	-	-	-	-	-	565,000	-	565,000	-	565,000
4020-Cook County Health & Hospital Systems Board	-	-	-	-	-	\$2,065,000	-	\$2,065,000	\$0	\$2,065,000
11250-Self Insurance										
1021-Office of the Chief Financial Officer	396,235,460	-	-	-	-	-	(396,235,460)	-	-	-
1076-Chief Financial Officer	\$396,235,460	-	-	-	-	-	\$(396,235,460)	\$0	\$0	\$0
11303-Annuity and Benefit Fund										
1590-Annuity and Benefits	538,823,690	-	-	-	-	-	(433,430,483)	105,393,207	-	105,393,207
1076-Chief Financial Officer	\$538,823,690	-	-	-	-	-	\$(433,430,483)	\$105,393,207	\$0	\$105,393,207
11716-Bond and Interest Ser 1999 B Refunding										
1700-Bond and Interest	-	-	-	-	-	-	259,630,924	259,630,924	-	259,630,924

SUMMARY OF APPROPRIATIONS BY OBJECT AND FUND

Departments	PERSONAL SERVICES	CONTRACTUAL SERVICES	SUPPLIES AND MATERIALS	OPERATIONS AND MAINTENANCE	RENTAL AND LEASING	CAPITAL OUTLAY	**CONTINGENCY AND SPEC. PURPOSE	SUBTOTAL	ALLOCATED CAPITAL	TOTAL APPROPRIATIONS
1076-Chief Financial Officer	-	-	-	-	-	-	\$259,630,924	\$259,630,924	\$0	\$259,630,924
Total Special Purpose	\$1,083,410,683	\$659,797,952	\$10,159,592	\$49,239,162	\$8,386,556	\$212,357,533	\$26,484,433	\$2,049,835,911	\$0	\$2,049,835,911
Restricted	61,423,997	33,551,693	975,094	1,322,680	266,982	12,387,955	322,496,700	432,425,102	-	432,425,102
Total Operating Fund	\$3,587,415,013	\$3,824,017,312	\$217,420,426	\$348,968,505	\$58,032,746	\$229,695,488	\$669,261,380	\$8,934,810,870	\$0	\$8,934,810,870
Capital Improvements	\$0	\$0	\$0	\$0	\$0	\$0	\$0	\$0	\$326,947,585	\$326,947,585
Total	\$3,587,415,013	\$3,824,017,312	\$217,420,426	\$348,968,505	\$58,032,746	\$229,695,488	\$669,261,380	\$8,934,810,870	\$326,947,585	\$9,261,758,455

* FY2024 Capital Improvements excludes capital purchases funded with operating dollars.

SUMMARY OF APPROPRIATIONS BY CONTROL OFFICER

Control Officer	Corporate Fund	Public Safety Fund	Health Enterprise Fund	Election Fund	Special Purpose Funds	Restricted	Capital	Total Appropriations
1051-President	\$7,201,972	\$2,871,457	-	-	\$139,754,871	\$1,716,406	-	\$151,544,706
1076-Chief Financial Officer	36,095,909	-	-	-	804,699,672	100,000	-	840,895,581
1105-Chief Information Officer	27,903,664	-	-	-	38,605,973	-	-	66,509,638
1115-Chief Administrative Officer	7,973,560	21,359,443	-	-	467,690,421	120,733,057	-	617,766,480
1125-Office of Economic Development	15,066,708	-	-	-	116,580,179	155,315,228	-	286,962,115
1135-Chief of Human Resources	14,105,177	-	-	-	487,497	-	-	14,592,674
1140-Chief of Asset Management	6,146,936	67,115,374	-	-	9,549,018	-	-	82,811,328
1145-Department of Human Rights And Ethics	1,692,297	-	-	-	46,500	-	-	1,738,797
1150-Administrative Hearings	1,567,068	-	-	-	-	-	-	1,567,068
1155-County Auditor	1,969,572	-	-	-	219,442	-	-	2,189,015
1126-Public Defender	-	85,953,131	-	-	15,663,883	647,938	-	102,264,952
1025-Offices Under the President	\$119,722,865	\$177,299,404	-	-	\$1,593,297,456	278,512,629	-	\$2,168,832,354
1176-Cook County Board of Commissioners	10,126,194	-	-	-	52,235	-	-	10,178,429
1251-Assessor	32,165,816	-	-	-	4,322,769	-	-	36,488,586
1276-Board of Review	19,644,374	-	-	-	568,000	-	-	20,212,374
1301-Treasurer	706,312	-	-	-	14,783,691	-	-	15,490,003
1327-Inspector General	2,456,335	-	-	-	-	-	-	2,456,335
1352-County Clerk	20,686,223	-	-	37,898,846	15,544,080	2,643,325	-	76,772,474
1377-Board of Election Commissioners	-	-	-	26,405,082	-	-	-	26,405,082
1427-Sheriff	-	516,701,652	-	-	182,217,735	21,688,045	-	720,607,431
1453-State's Attorney	-	132,868,738	-	-	26,065,025	45,893,104	-	204,826,867
1478-Chief Judge	-	281,060,218	-	-	51,878,979	11,295,033	-	344,234,230
1503-Clerk of the Circuit Court	-	99,599,049	-	-	35,928,264	-	-	135,527,314
1536-Public Administrator	-	1,768,874	-	-	-	-	-	1,768,874
1563-Veterans Assistance Commission	1,601,316	-	-	-	398,684	-	-	2,000,000
1151-Elected And Appointed Officials	\$87,386,569	\$1,031,998,531	-	\$64,303,928	\$331,759,463	81,519,507	-	\$1,596,967,998
1489-Fixed Charges And Special Purpose Appropriations	709,879,231	69,964,389	-	-	-	-	-	779,843,620
1588-Fixed Charges	\$709,879,231	\$69,964,389	-	-	-	0	-	\$779,843,620
1943-Cook County Land Bank Authority	-	-	-	-	6,282,894	787,000	-	7,069,894
1638-Cook County Land Bank Authority	-	-	-	-	\$6,282,894	787,000	-	\$7,069,894
4020-Cook County Health & Hospital Systems Board	-	-	4,256,298,868	-	54,192,170	71,605,966	-	4,382,097,003
4010-Cook County Health & Hospital Systems Board	-	-	\$4,256,298,868	-	\$54,192,170	71,605,966	-	\$4,382,097,003
Total Operating Funds	\$916,988,665	\$1,279,262,324	\$4,256,298,868	\$64,303,928	\$1,985,531,983	\$432,425,102	-	\$8,934,810,870
Capital Improvements*	\$0	\$0	-	\$0	\$0	\$0	\$326,947,585	\$326,947,585
Grand Totals	\$916,988,665	\$1,279,262,324	\$4,256,298,868	\$64,303,928	\$1,985,531,983	\$432,425,102	\$326,947,585	\$9,261,758,455

* 2024 Capital Improvements excludes Capital purchases funded with operating dollars.

SUMMARY OF FTE BY FUND

Departments	2015	2016	2017	2018	2019	2020	2021	2022	2023	2024
General Fund										
Corporate Fund										
1010-Office of the President	19.0	19.0	18.0	17.9	18.8	25.0	24.0	31.0	42.0	43.0
1021-Office of the Chief Financial Officer	11.0	10.0	11.0	11.0	12.1	13.0	13.0	15.0	24.0	21.0
1007-Revenue	75.6	76.6	76.6	79.6	82.7	85.0	79.0	86.0	85.0	84.0
1008-Risk Management	24.0	22.0	22.0	23.0	25.1	25.0	25.0	25.0	27.0	27.0
1014-Budget and Management Services	20.0	20.0	19.0	20.0	19.0	16.0	18.0	18.0	33.0	33.0
1020-County Comptroller	41.7	42.1	41.7	37.0	38.0	39.0	39.0	39.0	54.0	54.0
1022-Contract Compliance	11.5	12.0	12.0	12.0	12.1	13.0	12.0	16.0	30.0	30.0
1030-Chief Procurement Officer	37.0	37.0	32.0	31.0	31.0	31.0	37.0	38.0	59.0	59.0
1009-Enterprise Technology	139.0	134.0	135.0	131.9	144.1	147.0	141.0	136.0	193.0	190.0
1029-Enterprise Resource Planning (ERP)	22.6	16.0	16.0	14.1	-	-	-	-	-	-
1011-Office of Chief Admin Officer	34.0	31.0	31.7	31.1	37.0	44.0	42.0	42.0	45.0	49.0
1161-Department of Environment and Sustainability	26.0	21.7	23.0	24.0	25.1	26.0	24.0	26.0	26.0	28.0
1500-Department of Transportation And Highways	66.2	48.2	-	-	-	-	-	-	-	-
1027-Office of Economic Development	3.0	6.0	10.0	6.9	10.0	12.0	17.0	19.0	36.2	36.2
1013-Planning and Development	13.0	11.0	12.0	6.7	8.1	13.0	12.0	12.0	12.0	11.2
1160-Building and Zoning	40.0	38.0	42.0	40.6	43.1	45.0	45.0	45.0	45.0	46.0
1170-Zoning Board of Appeals	5.0	5.0	5.0	3.1	3.1	3.0	3.0	3.0	3.0	3.0
1032-Department of Human Resources	49.0	48.0	44.0	54.2	59.3	60.0	57.0	50.0	73.0	91.0
1033-Department of Labor Relations	-	-	-	-	-	-	-	20.0	22.0	27.0
1031-Office of Asset Management	23.5	23.0	25.0	26.1	28.1	31.0	30.0	38.0	42.0	45.0
1002-Human Rights And Ethics	11.0	10.5	10.0	9.2	9.2	10.0	9.0	9.0	13.0	15.0
1026-Administrative Hearing Board	9.0	9.0	9.0	9.1	9.1	9.0	9.0	9.0	9.0	9.0
1070-County Auditor	12.0	12.0	12.0	12.0	12.0	12.0	12.0	12.0	21.0	21.0
1018-Office of The Secretary To The Board of Commissioners	9.8	9.8	9.8	10.0	10.6	10.8	11.0	11.0	12.0	13.0
1081-First District	5.0	5.0	5.0	5.0	5.0	5.0	5.0	5.0	5.0	4.0
1082-Second District	4.0	4.0	4.0	5.0	5.0	5.0	5.0	5.0	5.0	5.0

SUMMARY OF FTE BY FUND

Departments	2015	2016	2017	2018	2019	2020	2021	2022	2023	2024
1083-Third District	4.0	4.0	4.0	4.0	4.1	5.0	5.0	5.0	5.0	5.0
1084-Fourth District	5.0	5.0	5.0	5.0	5.0	5.0	5.0	5.0	5.0	5.0
1085-Fifth District	4.0	4.0	5.0	4.0	4.1	4.1	5.0	5.0	5.0	5.0
1086-Sixth District	5.0	5.0	5.0	5.0	5.0	5.0	5.0	5.0	5.0	5.0
1087-Seventh District	4.5	5.0	5.0	5.0	5.0	5.0	5.0	5.0	5.0	5.0
1088-Eighth District	5.0	5.0	5.0	5.0	5.0	5.0	5.0	5.0	5.0	5.0
1089-Ninth District	3.7	4.4	4.1	4.1	4.2	4.2	4.2	4.2	5.0	5.0
1090-Tenth District	5.0	5.0	5.0	5.0	5.0	5.0	5.0	5.0	5.0	5.0
1091-Eleventh District	5.7	5.7	5.7	5.7	6.2	6.0	6.0	6.0	6.0	6.0
1092-Twelfth District	4.0	4.0	4.0	4.0	4.1	5.0	5.0	5.0	5.0	5.0
1093-Thirteenth District	4.6	4.6	4.5	4.5	4.6	4.2	4.2	4.6	5.0	5.0
1094-Fourteenth District	4.0	4.0	4.0	5.0	5.0	5.0	5.0	5.0	5.0	5.0
1095-Fifteenth District	5.0	5.0	5.0	5.0	5.0	5.0	5.0	5.0	5.0	5.0
1096-Sixteenth District	4.0	4.0	4.0	4.1	4.1	4.0	5.0	5.0	5.0	5.0
1097-Seventeenth District	4.0	4.0	4.0	4.0	4.1	5.0	4.0	4.0	4.0	4.0
1040-County Assessor	338.0	342.0	309.0	258.0	253.0	260.0	259.0	259.0	268.0	278.0
1050-Board of Review	126.0	125.0	130.0	111.0	115.0	142.0	142.0	142.0	157.0	167.0
1060-County Treasurer	17.0	14.0	13.0	10.0	9.0	9.0	7.0	7.0	7.0	6.0
1080-Office of Independent Inspector General	20.0	20.0	18.0	17.0	17.0	19.0	19.0	19.0	19.0	19.0
1110-County Clerk	134.0	136.0	135.0	130.6	129.6	136.4	183.4	186.0	193.0	193.0
1130-Recorder of Deeds	99.0	92.0	81.0	78.0	80.0	71.0	-	-	-	-
1452-Veterans Assistance Commission	-	-	-	-	-	-	-	-	-	11.0
Total Corporate Fund	1,513.4	1,468.6	1,381.1	1,294.5	1,321.6	1,389.7	1,352.8	1,396.8	1,635.2	1,693.4
Public Safety Fund										
1205-Justice Advisory Council	7.0	7.0	7.0	6.1	7.0	8.0	10.8	14.0	14.0	29.0
1259-Medical Examiner	123.8	127.7	117.4	113.1	113.0	105.0	107.0	116.2	118.0	119.0
1265-Cook County Department of Emergency Management & Regional Security	25.0	25.0	21.0	16.5	7.9	7.5	6.5	6.5	17.5	19.5

SUMMARY OF FTE BY FUND

Departments	2015	2016	2017	2018	2019	2020	2021	2022	2023	2024
1451-Department of Adoption and Family Supportive Services	11.0	11.0	11.0	10.0	10.0	9.0	-	-	-	-
1200-Department of Facilities Management	541.7	526.2	524.0	515.1	511.0	521.0	524.0	525.0	525.0	521.0
1260-Public Defender	699.0	693.0	679.0	676.4	685.0	690.0	694.0	740.0	791.0	823.0
1210-Office of the Sheriff	40.6	23.0	21.0	19.0	13.0	14.0	13.0	12.0	15.0	11.0
1214-Sheriff's Administration And Human Resources	163.4	108.5	339.6	299.5	339.0	366.0	330.0	318.0	321.0	382.0
1216-Office of Prof Review, Prof Integrity Special Investigations	62.5	78.0	99.0	86.0	34.0	33.0	31.0	33.0	33.0	38.0
1217-Sheriff's Information Technology	43.4	219.0	35.0	28.0	97.0	101.0	91.0	116.0	119.0	141.0
1239-Department of Corrections	4,432.4	4,295.0	4,267.7	3,870.2	3,715.0	3,439.0	3,480.0	3,401.0	3,389.0	3,162.0
1249-Sheriff's Merit Board	29.0	30.0	28.0	13.0	19.0	17.0	19.0	21.0	19.0	22.0
1230-Court Services Division	1,346.4	1,292.2	1,173.0	1,035.5	1,024.0	1,063.0	799.0	909.0	910.0	881.0
1231-Police Department	630.5	658.5	643.0	614.0	625.0	639.0	624.0	671.0	677.0	747.0
1232-Community Corrections Department	-	-	-	-	-	194.0	173.0	239.0	239.0	237.0
1250-State's Attorney	1,161.0	1,149.1	1,134.2	1,126.1	1,150.2	1,170.0	1,170.4	1,205.0	1,244.0	1,244.0
1310-Office of the Chief Judge	473.5	457.7	463.7	415.8	443.2	505.7	484.6	513.7	545.6	552.9
1280-Adult Probation Dept.	625.0	640.0	586.6	518.0	562.0	639.5	554.0	554.0	590.0	586.0
1305-Public Guardian	238.8	229.4	220.8	208.8	209.0	210.0	208.4	219.4	223.0	229.0
1312-Forensic Clinical Services	30.1	31.1	29.9	24.3	24.8	24.8	24.8	24.8	24.8	25.0
1313-Social Service	197.0	198.0	201.0	174.0	189.0	212.0	207.0	220.0	244.0	248.0
1326-Juvenile Probation	449.5	423.4	421.1	342.0	374.0	373.0	329.0	329.0	326.0	367.7
1300-Judiciary	437.0	437.0	437.0	437.0	437.0	437.0	437.0	437.0	437.0	437.0
1440-Juvenile Temporary Detention Center	700.0	703.5	679.0	569.5	617.8	610.8	604.3	574.3	574.0	531.0
1335-Clerk of the Circuit Court-Office of Clerk	1,546.5	1,463.2	1,433.5	1,334.3	1,270.8	1,320.2	1,256.2	1,323.0	1,402.1	1,333.2
1390-Public Administrator	18.0	17.0	17.0	15.0	15.0	15.0	15.0	15.0	15.0	15.0
Total Public Safety Fund	14,032.1	13,843.5	13,589.5	12,467.1	12,492.5	12,724.4	12,192.9	12,536.8	12,812.9	12,701.3
Total General Fund	15,545.5	15,312.1	14,970.6	13,761.6	13,814.1	14,114.0	13,545.7	13,933.6	14,448.1	14,394.7

SUMMARY OF FTE BY FUND

Departments	2015	2016	2017	2018	2019	2020	2021	2022	2023	2024
4890-Health System Administration	411.8	485.0	503.0	504.7	366.0	328.0	317.0	375.0	469.0	555.8
4240-Cermak Health Services	617.0	609.0	637.5	653.0	631.0	575.0	667.0	657.0	654.0	601.0
4241-Health Services - JTDC	37.0	35.0	38.0	33.0	65.0	62.0	59.8	60.8	64.0	60.0
4891-Provident Hospital	385.0	354.0	339.0	328.0	377.8	401.0	388.2	394.0	396.0	376.0
4893-Ambulatory & Community Health Network of Cook County	858.2	775.0	847.0	828.0	848.8	401.0	345.1	880.0	905.0	849.0
4894-Ruth M. Rothstein CORE Center	75.0	78.0	78.0	74.0	75.0	71.0	71.0	72.0	72.0	70.0
4895-Department of Public Health	125.0	123.0	108.0	110.0	102.0	118.0	128.0	129.0	173.0	123.2
4896-Health Plan Services	30.0	23.0	99.0	179.0	495.0	407.0	344.0	441.0	444.0	433.0
4897-John H. Stroger Jr, Hospital of Cook County	4,097.6	4,154.7	4,133.4	4,119.0	4,240.8	4,189.3	4,482.4	4,581.0	4,457.0	4,258.0
4898-Oak Forest Health Center	110.0	99.0	82.0	66.0	37.8	49.0	-	-	-	-
Total Health Enterprise Fund	6,746.6	6,735.7	6,864.9	6,894.7	7,239.3	6,601.3	6,802.4	7,589.8	7,634.0	7,326.0
Total General and Enterprise Funds	22,292.1	22,047.8	21,835.5	20,656.3	21,053.4	20,715.3	20,348.1	21,523.4	22,082.1	21,720.7
Special Purpose and Election Funds										
Election Fund										
1110-County Clerk	130.0	124.0	125.0	120.5	120.5	116.6	121.6	117.0	113.0	111.0
1525-Board of Elec Comm-Election Fund	4.0	4.0	4.0	4.0	4.0	4.0	4.0	4.0	4.0	4.0
Total Election Fund	134.0	128.0	129.0	124.5	124.5	120.6	125.6	121.0	117.0	115.0
Special Purpose Funds										
1010-Office of the President	-	-	-	-	-	-	-	1.0	1.0	1.0
1205-Justice Advisory Council	-	-	-	-	-	-	-	-	12.0	-
1021-Office of the Chief Financial Officer	-	-	-	-	-	-	-	8.0	-	-
1007-Revenue	-	-	-	-	-	-	-	-	1.0	-
1008-Risk Management	-	-	-	-	-	-	-	1.0	-	-
1014-Budget and Management Services	-	-	-	-	-	-	-	12.0	-	-
1020-County Comptroller	-	-	-	-	-	-	-	15.0	-	-
1022-Contract Compliance	-	-	-	-	-	-	-	2.0	-	-

SUMMARY OF FTE BY FUND

Departments	2015	2016	2017	2018	2019	2020	2021	2022	2023	2024
1030-Chief Procurement Officer	-	-	-	-	-	-	-	20.0	-	-
1009-Enterprise Technology	16.0	16.0	16.0	16.3	16.0	16.0	16.0	72.0	16.0	21.0
1011-Office of Chief Admin Officer	-	-	-	-	-	-	-	1.0	7.0	-
1161-Department of Environment and Sustainability	-	2.0	2.0	2.0	2.0	2.0	3.0	4.0	12.0	17.0
1265-Cook County Department of Emergency Management & Regional Security	-	-	-	-	-	-	-	8.0	1.0	1.0
1500-Department of Transportation And Highways	221.7	217.1	289.5	315.5	327.1	340.0	344.0	342.0	345.0	344.0
1510-Cook County Animal and Rabies Control	23.0	23.0	23.0	23.0	23.0	24.0	24.0	25.0	26.0	24.5
1530-Cook County Law Library	34.0	28.0	30.0	30.0	30.0	30.0	27.0	26.0	26.0	23.0
1027-Office of Economic Development	-	-	-	0.2	-	-	-	12.0	2.8	5.8
1013-Planning and Development	-	-	-	-	-	-	-	-	2.0	3.2
1032-Department of Human Resources	-	-	-	-	-	-	-	18.0	-	-
1033-Department of Labor Relations	-	-	-	-	-	-	-	2.0	-	-
1031-Office of Asset Management	-	-	-	-	-	-	-	-	-	7.0
1002-Human Rights And Ethics	-	-	-	-	-	-	-	1.0	-	-
1070-County Auditor	-	-	-	-	-	-	-	8.0	2.0	2.0
1260-Public Defender	-	-	-	-	-	-	-	-	6.0	5.0
1040-County Assessor	-	-	22.0	20.0	12.0	17.0	17.0	17.0	18.0	18.0
1050-Board of Review	-	-	-	-	11.0	-	-	9.0	-	-
1060-County Treasurer	72.0	75.0	75.5	78.5	77.5	77.5	70.5	65.5	68.5	70.0
1110-County Clerk	14.0	15.0	15.0	12.0	12.0	12.0	45.0	45.0	45.0	45.0
1130-Recorder of Deeds	82.0	79.0	60.0	58.0	55.0	50.0	-	-	-	-
1210-Office of the Sheriff	16.0	18.0	18.0	18.0	18.0	40.0	47.0	61.0	68.0	81.0
1250-State's Attorney	46.4	41.0	34.2	17.0	21.6	27.6	34.0	34.0	43.0	39.0
1310-Office of the Chief Judge	30.0	31.0	32.0	33.0	18.5	-	-	23.0	31.5	32.5
1313-Social Service	-	-	-	-	-	-	-	6.0	-	-
1335-Clerk of the Circuit Court-Office of Clerk	201.2	185.0	176.2	142.6	149.8	145.4	116.8	143.0	106.9	94.8
1586-Land Bank Authority	-	11.0	14.0	14.0	15.0	15.0	12.0	15.0	15.0	18.0
4890-Health System Administration	39.0	41.0	53.0	48.0	49.0	17.0	18.0	18.0	23.0	20.3

SUMMARY OF FTE BY FUND

Departments	2015	2016	2017	2018	2019	2020	2021	2022	2023	2024
4240-Cermak Health Services	-	-	-	-	-	-	-	-	-	7.0
4241-Health Services - JTDC	-	-	-	-	-	-	-	-	2.0	2.0
4893-Ambulatory & Community Health Network of Cook County	-	-	-	-	-	-	-	-	19.0	20.0
4895-Department of Public Health	-	-	-	-	-	-	-	-	21.0	40.3
4897-John H. Stroger Jr, Hospital of Cook County	-	-	-	-	-	-	-	-	50.0	97.0
Total Special Purpose Funds	795.3	782.1	860.4	828.1	837.5	813.5	774.3	1,014.5	970.7	1,039.4
Total Special Purpose and Election Funds	929.3	910.1	989.4	952.6	962.0	934.1	899.9	1,135.5	1,087.7	1,154.4
Restricted	484.4	481.3	403.0	407.9	422.0	424.3	628.7	879.5	590.6	489.2
Total Full Time Equivalent	23,705.8	23,439.2	23,227.9	22,016.8	22,437.5	22,073.7	21,876.8	23,538.4	23,760.4	23,364.3

SUMMARY OF FTE BY CONTROL OFFICER

Departments	2015	2016	2017	2018	2019	2020	2021	2022	2023	2024
General Funds										
1051-President	26.0	26.0	25.0	24.0	25.8	33.0	34.8	45.0	56.0	72.0
1076-Chief Financial Officer	220.8	219.7	214.3	213.6	220.0	222.0	223.0	237.0	312.0	308.0
1105-Chief Information Officer	161.6	150.0	151.0	146.0	144.1	147.0	141.0	136.0	193.0	190.0
1115-Chief Administrative Officer	286.0	264.6	204.1	194.6	193.0	191.5	179.5	190.7	206.5	215.5
1125-Office of Economic Development	61.0	60.0	69.0	57.2	64.3	73.0	77.0	79.0	96.2	96.4
1135-Chief of Human Resources	49.0	48.0	44.0	54.2	59.3	60.0	57.0	70.0	95.0	118.0
1140-Chief of Asset Management	565.2	549.2	549.0	541.2	539.1	552.0	554.0	563.0	567.0	566.0
1145-Department of Human Rights And Ethics	11.0	10.5	10.0	9.2	9.2	10.0	9.0	9.0	13.0	15.0
1150-Administrative Hearings	9.0	9.0	9.0	9.1	9.1	9.0	9.0	9.0	9.0	9.0
1155-County Auditor	12.0	12.0	12.0	12.0	12.0	12.0	12.0	12.0	21.0	21.0
1126-Public Defender	699.0	693.0	679.0	676.4	685.0	690.0	694.0	740.0	791.0	823.0
1025-Offices Under the President	2,100.6	2,042.0	1,966.4	1,937.6	1,960.9	1,999.5	1,990.3	2,090.7	2,359.7	2,433.9
1176-Cook County Board of Commissioners	86.3	87.5	88.1	89.4	91.0	93.3	94.4	94.8	97.0	97.0
1251-Assessor	338.0	342.0	309.0	258.0	253.0	260.0	259.0	259.0	268.0	278.0
1276-Board of Review	126.0	125.0	130.0	111.0	115.0	142.0	142.0	142.0	157.0	167.0
1301-Treasurer	17.0	14.0	13.0	10.0	9.0	9.0	7.0	7.0	7.0	6.0
1327-Inspector General	20.0	20.0	18.0	17.0	17.0	19.0	19.0	19.0	19.0	19.0
1352-County Clerk	134.0	136.0	135.0	130.6	129.6	136.4	183.4	186.0	193.0	193.0
1402-Recorder of Deeds	99.0	92.0	81.0	78.0	80.0	71.0	-	-	-	-
1427-Sheriff	6,748.2	6,704.2	6,606.3	5,965.2	5,866.0	5,866.0	5,560.0	5,720.0	5,722.0	5,621.0
1453-State's Attorney	1,161.0	1,149.1	1,134.2	1,126.1	1,150.2	1,170.0	1,170.4	1,205.0	1,244.0	1,244.0
1478-Chief Judge	3,150.9	3,120.1	3,039.1	2,689.4	2,856.6	3,012.7	2,849.0	2,872.1	2,964.3	2,976.6
1503-Clerk of the Circuit Court	1,546.5	1,463.2	1,433.5	1,334.3	1,270.8	1,320.2	1,256.2	1,323.0	1,402.1	1,333.2
1536-Public Administrator	18.0	17.0	17.0	15.0	15.0	15.0	15.0	15.0	15.0	15.0
1563-Veterans Assistance Commission	-	-	-	-	-	-	-	-	-	11.0
1151-Elected And Appointed Officials	13,444.9	13,270.1	13,004.2	11,824.0	11,853.2	12,114.5	11,555.4	11,842.9	12,088.4	11,960.8
Total General Funds	15,545.5	15,312.1	14,970.6	13,761.6	13,814.1	14,114.0	13,545.7	13,933.6	14,448.1	14,394.7
Health Enterprise Fund										
4010-Cook County Health & Hospital Systems	6,746.6	6,735.7	6,864.9	6,894.7	7,239.3	6,601.3	6,802.4	7,589.8	7,634.0	7,326.0
Total Health Enterprise Fund	6,746.6	6,735.7	6,864.9	6,894.7	7,239.3	6,601.3	6,802.4	7,589.8	7,634.0	7,326.0
Total General and Enterprise	22,292.1	22,047.8	21,835.5	20,656.3	21,053.4	20,715.3	20,348.1	21,523.4	22,082.1	21,720.7
Special Revenue Fund										
1051-President	-	-	-	-	-	-	-	1.0	13.0	1.0
1076-Chief Financial Officer	-	-	-	-	-	-	-	58.0	1.0	-
1105-Chief Information Officer	16.0	16.0	16.0	16.3	16.0	16.0	16.0	72.0	16.0	21.0

SUMMARY OF FTE BY CONTROL OFFICER

Departments	2015	2016	2017	2018	2019	2020	2021	2022	2023	2024
1115-Chief Administrative Officer	278.7	270.1	344.5	370.5	382.1	396.0	398.0	406.0	417.0	409.5
1125-Office of Economic Development	-	-	-	0.2	-	-	-	12.0	4.8	9.0
1135-Chief of Human Resources	-	-	-	-	-	-	-	20.0	-	-
1140-Chief of Asset Management	-	-	-	-	-	-	-	-	-	7.0
1145-Department of Human Rights And Ethics	-	-	-	-	-	-	-	1.0	-	-
1155-County Auditor	-	-	-	-	-	-	-	8.0	2.0	2.0
1126-Public Defender	-	-	-	-	-	-	-	-	6.0	5.0
1025-Offices Under the President	294.7	286.1	360.5	387.0	398.1	412.0	414.0	578.0	459.8	454.5
1251-Assessor	-	-	22.0	20.0	12.0	17.0	17.0	17.0	18.0	18.0
1276-Board of Review	-	-	-	-	11.0	-	-	9.0	-	-
1301-Treasurer	72.0	75.0	75.5	78.5	77.5	77.5	70.5	65.5	68.5	70.0
1352-County Clerk	144.0	139.0	140.0	132.5	132.5	128.6	166.6	162.0	158.0	156.0
1377-Board of Election Commissioners	4.0	4.0	4.0	4.0	4.0	4.0	4.0	4.0	4.0	4.0
1402-Recorder of Deeds	82.0	79.0	60.0	58.0	55.0	50.0	-	-	-	-
1427-Sheriff	16.0	18.0	18.0	18.0	18.0	40.0	47.0	61.0	68.0	81.0
1453-State's Attorney	46.4	41.0	34.2	17.0	21.6	27.6	34.0	34.0	43.0	39.0
1478-Chief Judge	30.0	31.0	32.0	33.0	18.5	-	-	29.0	31.5	32.5
1503-Clerk of the Circuit Court	201.2	185.0	176.2	142.6	149.8	145.4	116.8	143.0	106.9	94.8
1151-Elected And Appointed Officials	595.6	572.0	561.9	503.6	499.9	490.1	455.9	524.5	497.9	495.3
1943-Cook County Land Bank Authority	-	11.0	14.0	14.0	15.0	15.0	12.0	15.0	15.0	18.0
1638-Cook County Land Bank Authority	-	11.0	14.0	14.0	15.0	15.0	12.0	15.0	15.0	18.0
4010-Cook County Health & Hospital Systems	39.0	41.0	53.0	48.0	49.0	17.0	18.0	18.0	115.0	186.6
Total Special Revenue Fund	929.3	910.1	989.4	952.6	962.0	934.1	899.9	1,135.5	1,087.7	1,154.4
Total Operating Fund	23,221.4	22,957.9	22,824.9	21,608.9	22,015.4	21,649.3	21,248.0	22,658.9	23,169.8	22,875.1
Total Grants	484.4	481.3	403.0	407.9	422.0	424.3	628.7	879.5	590.6	489.2
Total Full Time Equivalent	23,705.8	23,439.2	23,227.9	22,016.8	22,437.5	22,073.7	21,876.8	23,538.4	23,760.4	23,364.3

PROPOSED EXPENDITURES

Departments	2020	2021	2022	2023	2024
General Funds					
1051-President	3,150,368	3,288,971	4,311,401	5,610,620	7,216,838
1076-Chief Financial Officer	17,213,172	17,635,292	19,279,972	27,000,834	27,621,579
1105-Chief Information Officer	14,198,032	13,536,633	13,839,730	19,701,689	19,422,203
1115-Chief Administrative Officer	16,309,218	16,276,618	17,448,658	19,546,459	20,233,689
1125-Office of Economic Development	6,641,643	6,934,463	7,453,040	9,528,974	9,987,310
1135-Chief of Human Resources	5,132,832	5,097,814	6,313,031	9,102,504	11,617,175
1140-Chief of Asset Management	42,830,565	42,253,542	43,591,642	45,734,810	48,505,403
1145-Department of Human Rights And Ethics	785,381	750,406	787,731	1,127,705	1,307,343
1150-Administrative Hearings	570,599	553,657	594,345	673,796	700,479
1155-County Auditor	959,589	994,891	1,034,143	1,651,961	1,687,570
1126-Public Defender	62,234,464	62,398,113	65,588,280	73,515,629	79,627,911
1025-Offices Under the President	\$170,025,862	\$169,720,400	\$180,241,973	\$213,194,981	\$227,927,498
1176-Cook County Board of Commissioners	6,898,584	6,879,214	6,840,113	7,238,470	7,690,858
1251-Assessor	19,193,916	18,649,780	19,601,075	22,187,144	23,207,223
1276-Board of Review	10,277,124	10,656,546	10,813,694	12,803,039	14,624,509
1301-Treasurer	628,591	545,674	520,257	536,102	511,749
1327-Inspector General	1,937,748	1,949,368	1,972,417	2,027,855	2,157,281
1352-County Clerk	8,829,007	12,316,318	12,301,456	13,691,659	14,391,300
1402-Recorder of Deeds	4,636,808	-	-	-	-
1427-Sheriff	413,628,329	390,132,642	399,198,340	420,688,880	433,092,050
1453-State's Attorney	100,501,429	101,907,756	105,157,629	111,863,030	114,268,249
1478-Chief Judge	172,978,378	167,347,219	169,172,521	187,002,215	197,505,768
1503-Clerk of the Circuit Court	72,603,630	69,767,414	69,751,168	79,244,288	85,679,514
1536-Public Administrator	940,113	970,065	981,954	1,089,492	1,182,033
1563-Veterans Assistance Commission	-	-	-	-	596,782
1151-Elected And Appointed Officials	\$813,053,659	\$781,121,997	\$796,310,622	\$858,372,174	\$894,907,316
Total General Funds	\$983,079,521	\$950,842,397	\$976,552,595	\$1,071,567,155	\$1,122,834,815
Health Enterprise Fund					
4020-Cook County Health & Hospital Systems Board	524,163,295	591,829,424	631,240,843	589,710,247	718,838,448
4010-Cook County Health & Hospital Systems Board	\$524,163,295	\$591,829,424	\$631,240,843	\$589,710,247	\$718,838,448
Total Enterprise Funds	\$524,163,295	\$591,829,424	\$631,240,843	\$589,710,247	\$718,838,448

SUMMARY OF SALARIES BY CONTROL OFFICER

Departments	2020	2021	2022	2023	2024
Total General and Enterprise Funds	\$1,507,242,816	\$1,542,671,820	\$1,607,793,438	\$1,661,277,402	\$1,841,673,263
Special Purpose					
1352-County Clerk	8,538,613	9,030,826	8,319,403	8,729,874	8,434,041
1377-Board of Election Commissioners	406,819	406,819	406,819	406,819	406,819
Total 11306-Election	\$8,945,432	\$9,437,645	\$8,726,222	\$9,136,693	\$8,840,860
4020-Cook County Health & Hospital Systems Board	1,179,392	1,313,119	1,382,080	1,486,533	1,065,552
Total 11248-Lead Poisoning Prevention	\$1,179,392	\$1,313,119	\$1,382,080	\$1,486,533	\$1,065,552
1105-Chief Information Officer	1,552,814	1,594,671	1,586,219	1,583,345	2,085,848
Total 11249-Geographical Information System	\$1,552,814	\$1,594,671	\$1,586,219	\$1,583,345	\$2,085,848
1453-State's Attorney	1,684,677	2,128,623	1,945,129	2,313,331	2,430,973
Total 11252-State's Attorney Narcotics Forfeiture	\$1,684,677	\$2,128,623	\$1,945,129	\$2,313,331	\$2,430,973
1503-Clerk of the Circuit Court	503,249	507,763	455,698	341,094	420,191
Total 11258-Clerk Circuit Court Administrative	\$503,249	\$507,763	\$455,698	\$341,094	\$420,191
1352-County Clerk	-	306,363	226,265	237,205	251,784
1402-Recorder of Deeds	903,584	-	-	-	-
Total 11259-GIS Fee	\$903,584	\$306,363	\$226,265	\$237,205	\$251,784
1402-Recorder of Deeds	225,396	-	-	-	-
Total 11260-County Clerk Rental Housing Support Fee	\$225,396	-	-	-	-
1503-Clerk of the Circuit Court	129,623	115,966	108,686	73,700	72,899
Total 11269-Circuit Court Electronic Citation	\$129,623	\$115,966	\$108,686	\$73,700	\$72,899
1453-State's Attorney	221,753	233,646	233,646	157,267	166,428
Total 11271-State's Attorney Records Automation Fund	\$221,753	\$233,646	\$233,646	\$157,267	\$166,428
1115-Chief Administrative Officer	121,715	184,878	253,159	285,769	324,138
Total 11273-Environmental Control Solid Waste	\$121,715	\$184,878	\$253,159	\$285,769	\$324,138
1943-Cook County Land Bank Authority	1,251,840	1,021,514	1,403,242	1,443,281	1,806,548
Total 11274-Land Bank Authority	\$1,251,840	\$1,021,514	\$1,403,242	\$1,443,281	\$1,806,548
1251-Assessor	723,004	308,955	309,416	803,540	863,126
Total 11276-Erroneous Homestead Exemption Recovery	\$723,004	\$308,955	\$309,416	\$803,540	\$863,126
1115-Chief Administrative Officer	1,849,626	1,720,857	1,673,617	1,742,472	1,652,138
Total 11310-County Law Library	\$1,849,626	\$1,720,857	\$1,673,617	\$1,742,472	\$1,652,138
1115-Chief Administrative Officer	1,494,166	1,560,962	1,644,776	1,835,027	2,012,817
Total 11312-Animal Control	\$1,494,166	\$1,560,962	\$1,644,776	\$1,835,027	\$2,012,817

/Budget Book/BB-041_Summary_of_Salaries_by_Control_Officer

SUMMARY OF SALARIES BY CONTROL OFFICER

Departments	2020	2021	2022	2023	2024
1352-County Clerk	-	2,247,450	2,413,234	2,499,527	2,665,376
1402-Recorder of Deeds	1,915,750	-	-	-	-
Total 11314-County Clerk Document Storage System	\$1,915,750	\$2,247,450	\$2,413,234	\$2,499,527	\$2,665,376
1352-County Clerk	885,296	513,470	485,359	491,599	529,496
Total 11316-County Clerk Automation	\$885,296	\$513,470	\$485,359	\$491,599	\$529,496
1503-Clerk of the Circuit Court	3,756,374	2,611,602	2,732,732	2,628,656	2,651,809
Total 11318-Circuit Court Document Storage	\$3,756,374	\$2,611,602	\$2,732,732	\$2,628,656	\$2,651,809
1503-Clerk of the Circuit Court	5,004,112	4,952,009	4,636,711	4,202,528	3,916,973
Total 11320-Circuit Court Automation	\$5,004,112	\$4,952,009	\$4,636,711	\$4,202,528	\$3,916,973
1427-Sheriff	2,986,592	3,552,354	4,556,578	5,319,425	6,332,705
Total 11324-Sheriff 911 - Intergovernmental Agreement -	\$2,986,592	\$3,552,354	\$4,556,578	\$5,319,425	\$6,332,705
1301-Treasurer	6,773,663	6,461,952	6,423,172	6,907,952	7,861,638
Total 11854-County Treasurer Tax Sales Automation	\$6,773,663	\$6,461,952	\$6,423,172	\$6,907,952	\$7,861,638
1115-Chief Administrative Officer	28,258,475	29,140,827	29,562,164	31,378,084	33,273,069
Total 11856-MFT Illinois First (1st)	\$28,258,475	\$29,140,827	\$29,562,164	\$31,378,084	\$33,273,069
1251-Assessor	472,898	935,607	958,779	716,470	726,049
Total 11282-Assessor GIS Fee Fund	\$472,898	\$935,607	\$958,779	\$716,470	\$726,049
1051-President	-	-	144,483	941,266	78,605
1076-Chief Financial Officer	-	-	4,804,642	104,258	-
1105-Chief Information Officer	-	-	5,257,711	128,125	120,841
1115-Chief Administrative Officer	-	-	748,041	1,282,267	1,010,692
1125-Office of Economic Development	-	-	947,141	458,387	913,223
1135-Chief of Human Resources	-	-	1,713,640	-	-
1140-Chief of Asset Management	-	-	-	-	735,511
1145-Department of Human Rights And Ethics	-	-	69,512	-	-
1155-County Auditor	-	-	563,023	133,135	150,944
1126-Public Defender	-	-	-	324,000	261,338
1276-Board of Review	-	-	573,793	-	-
1453-State's Attorney	-	-	-	844,326	454,755
1478-Chief Judge	-	-	1,153,042	1,489,954	1,682,089
1503-Clerk of the Circuit Court	-	-	1,191,243	-	-
4020-Cook County Health & Hospital Systems Board	-	-	-	8,834,360	14,226,447
Total 11286-American Rescue Plan Act (ARPA) Fund	-	-	\$17,166,271	\$14,540,079	\$19,634,445

SUMMARY OF SALARIES BY CONTROL OFFICER

Departments	2020	2021	2022	2023	2024
4020-Cook County Health & Hospital Systems Board	-	-	-	-	776,678
Total 11290-Opioid Remediation and Abatement	-	-	-	-	\$776,678
Total Special Purpose Funds	\$70,839,430	\$70,850,233	\$88,883,155	\$90,123,575	\$100,361,541
Total Operating Fund	\$1,578,082,246	\$1,613,522,054	\$1,696,676,594	\$1,751,400,977	\$1,942,034,804
Total Salaries	\$1,578,082,246	\$1,613,522,054	\$1,696,676,594	\$1,751,400,977	\$1,942,034,804





CAPITAL BUDGET OVERVIEW

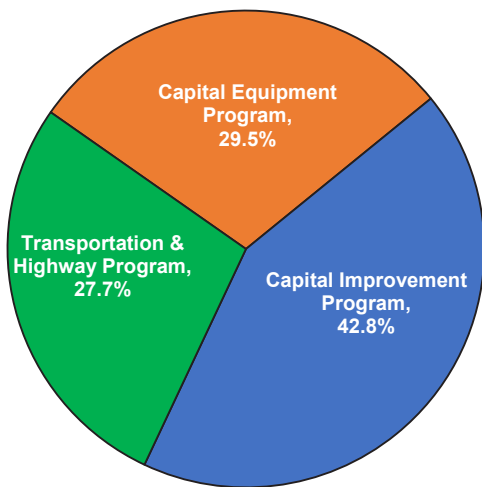
As part of the annual budget process, the County reassesses its capital programming needs regarding capital improvements for facilities, capital equipment purchases and transportation & highway planning. The County determines its ability and willingness to issue new taxpayer-funded debt for capital expenditures and fund less wide-ranging capital projects through the operating budget via Pay-As-You-Go ("Pay-Go") financing. The determination of funding levels/funding types is made as part of the capital budget and re-evaluated annually considering legacy debt obligations, operating budget priorities and debt service costs. Once a prudent level of financing is identified, the funding is matched to the projects and/or equipment to address critical needs as determined by the capital renewal and deferred maintenance assessment. The appropriation of the capital budget is part of the annual budget process.

The County's adopted FY2024 Capital Budget is \$556.6 million in Capital Investments and includes:

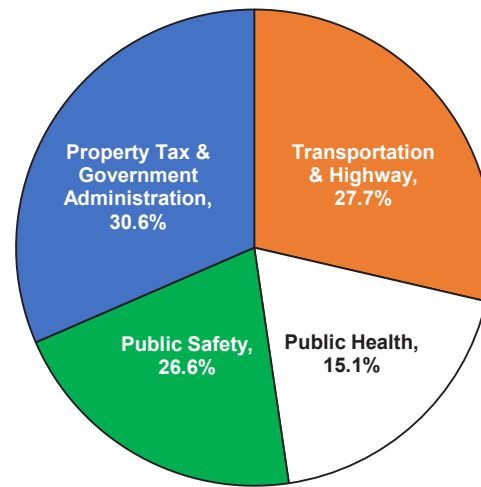
- \$238.6 million for the Capital Improvement Program (CIP) for County facilities;
- \$154.3 million for its Transportation & Highways Program (THP) for County maintained road, bridges and highways; and
- \$163.7 million for Capital Equipment Program (CEP) for County departments.

These amounts include all projects that are expected to be reasonably funded in FY2024, which includes reappropriation of multi-year projects approved in prior years where funding was not completely utilized.

Capital Investment Plan
\$556.6 million



Capital Investment by Function
\$556.6 million



PURPOSE OF CAPITAL PROGRAMMING

The capital programming process allows for the identification, review, planning and budgeting of capital investments. The process is designed to provide a comprehensive look at Cook County's present, mid-term and long-term capital needs. This is essential for long-term fiscal planning including projected future debt service requirements.

Further, capital programming allows for the efficient and effective providing of public facilities, strategic renovation and replacement or upgrade of capital assets. Programming capital assets such as facilities, highway infrastructure and technological systems can promote more strategic use of Cook County's limited financial resources while fostering the coordination of public and private development. The capital programming process involves long-term planning allowing the County to go beyond basic year-to-year budgeting to maintain an effective level of service for County residents. Capital programming that coordinates planning, financing, infrastructure, and facilities improvements is essential to meeting the needs of a regional economic and transportation hub like Cook County.

TRENDS AFFECTING FISCAL PLANNING FOR THE CAPITAL BUDGET

Several different trends and economic indicators are reviewed, projected and analyzed each year for their impact on the Capital Budget. These include:

INFLATION

Important as an indicator of future project costs or the costs of delaying capital expenditures.

POPULATION GROWTH/DECLINE

Provides the main indicator of the size or scale of required future facilities and services, as well as the timing of population-driven project requirements. Though Cook County's population has remained steady for several decades, other factors may impact the use requirements for various facilities such as the Department of Corrections (DOC) pre-trial detainee population.

DEMOGRAPHIC CHANGES

Changes in the number and/or locations within the County of specific age groups or other special groups provides an indication of requirements and costs of specific facilities (e.g., the Health System's facilities).

IMPLEMENTATION RATES

Measured through the actual expenditures within programmed and authorized levels, implementation rates are important in establishing actual annual cash requirements to fund projects in the CIP portion of the Capital Budget. As a result, implementation rates are a primary determinant of required annual bond issuance.

SPENDING AFFORDABILITY

One of the most important factors in the capital budget development process is determining spending affordability. Spending affordability is determined by the amount of debt service and Pay-Go capital funds that can be reasonably afforded by the operating budget given the County's revenue levels, operating/service needs and capital/infrastructure needs. The size and financial health of the Capital Budget is therefore somewhat constrained by the ability of the operating budget to absorb increased debt service amounts and/or operating requirements for Pay-Go capital expenditures. Realizing that maintenance and improvement of County infrastructure is important to the overall health of the County, policymakers will continue to work to balance the levels of capital funding required and its impact on operating expenditures.

GUIDING PRINCIPLES OF CAPITAL PROGRAMMING

For the capital programming included in the FY2024 Capital Budget, the County employed certain fundamentals of both zero-based and performance-based budgeting in the evaluation and appropriation of project funding. Some budgetary and programmatic principles incorporated into the Capital Budget include:

- To build facilities supporting County stakeholder objectives that are in line with the County's Policy Roadmap.
- To support the physical development objectives incorporated in approved plans, including the 10-year CIP plan, capital equipment plans and long-range transportation plan.

- To improve financial planning by comparing needs against resources through estimating future debt service and debt issuance to fund the plan, which allows the County to identify future operating budget implications related to capital programming and expenditures.
- To establish priorities among projects so limited resources are put to the best use.
- To identify, as accurately as possible, the impact of public facility decisions on future operating budgets, in terms of energy use, maintenance costs and staffing requirements.
- To provide a concise and centralized source of information on all planned rehabilitation of public facilities for residents, departments and other stakeholders in the County.
- To ensure any unused funds from prior year appropriations are reappropriated to multi-year projects.

FINANCIAL & DEBT MANAGEMENT POLICIES

The Cook County Board adopted financial and debt management policies providing the parameters for the amounts and timing of bond-financed projects to be included in the Capital Budget. This ensures the CIP is financially sustainable and it supports best practices in budgeting and capital programming. The County is best served by a long-term debt policy to manage its legacy debt service costs and future borrowing needs by following a debt structure that rises by no more than 2.0% annually until it reaches a \$400.0 million threshold. The County utilizes a revolving line of credit or other short-term efficient financial mechanisms to fund capital projects during its construction and acquisition phases. The County also looks to strategically employ variable rate or other short duration debt instruments to take advantage of lower borrowing costs and manage interest rate exposure at the front-end of the yield curve to reduce expected capital costs.

FUNDING THE CAPITAL PROGRAMMING PROCESS

Capital funding will be made available using the following criteria:

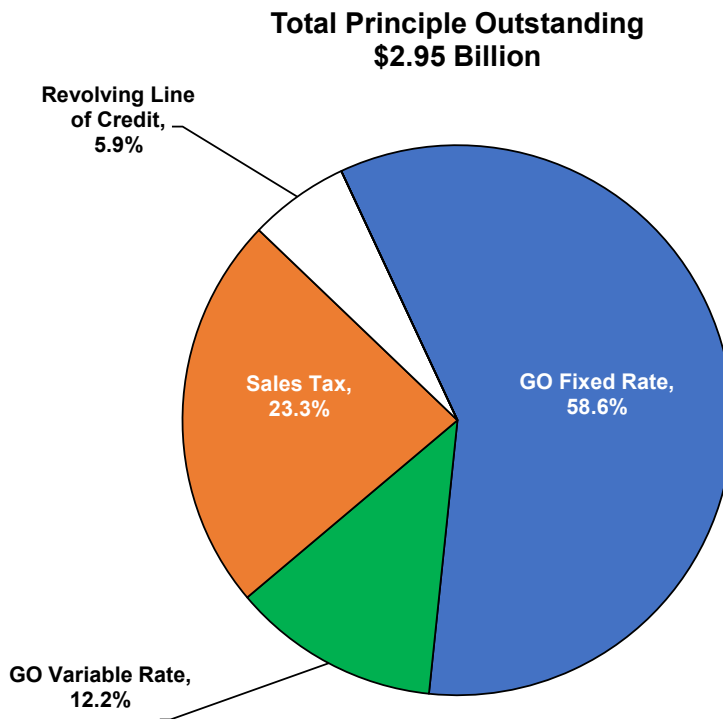
- The use of debt to finance components of the Capital Budget will be used only when other financing sources have been evaluated and deemed unavailable.
- All equipment with a useful life of fewer than five years will be funded through Pay-Go means.
- The County will prioritize equipment/projects costing less than \$150,000 and equipment/projects with five years or lower useful life to be funded through Pay-Go means.
- The County will decrease the planned budgeted expenditure on debt supported capital equipment every year with the goal of eventually funding capital equipment through Pay-Go means entirely, except for large non-recurring, multi-year initiatives to acquire entirely new depreciable technology.
- The County will utilize a Capital Equipment inventory submitted by all County departments in FY2023 to guide the long-term funding plan for a replacement cycle of all capital equipment Countywide.
- The County anticipates additional Pay-Go financial resources for the Capital Budget for FY2024 to reduce the amount of debt needed to fund shorter duration assets.
- The County will limit and clearly identify any County personnel that are associated with a capital project to be funded from debt proceeds and will seek to avoid the funding of personnel from debt proceeds.

DEBT OVERVIEW

The County’s debt is issued pursuant to the County’s home rule powers under the 1970 Constitution of the State of Illinois and authorizing ordinances adopted by the County Board. The County has the authority to incur debt payable from ad valorem property tax receipts or any other lawful source with a maximum maturity of 40 years without referendum approval.

Analysis of the County’s legacy and current debt obligations is essential to determine a prudent level of debt financing to allow for the critical renewal, repair/maintenance of capital projects and equipment, and ensure the County’s debt does not unduly burden taxpayers or pose a risk to the County’s credit ratings and overall creditworthiness.

As of November 30, 2023, the total debt portfolio is comprised of \$2.95 billion worth of General Obligation (“GO”) Bonds, Sales Tax Revenue Bonds, and a GO Tax-Exempt Revolving Line of Credit. The following chart shows a breakdown of the County’s debt portfolio:

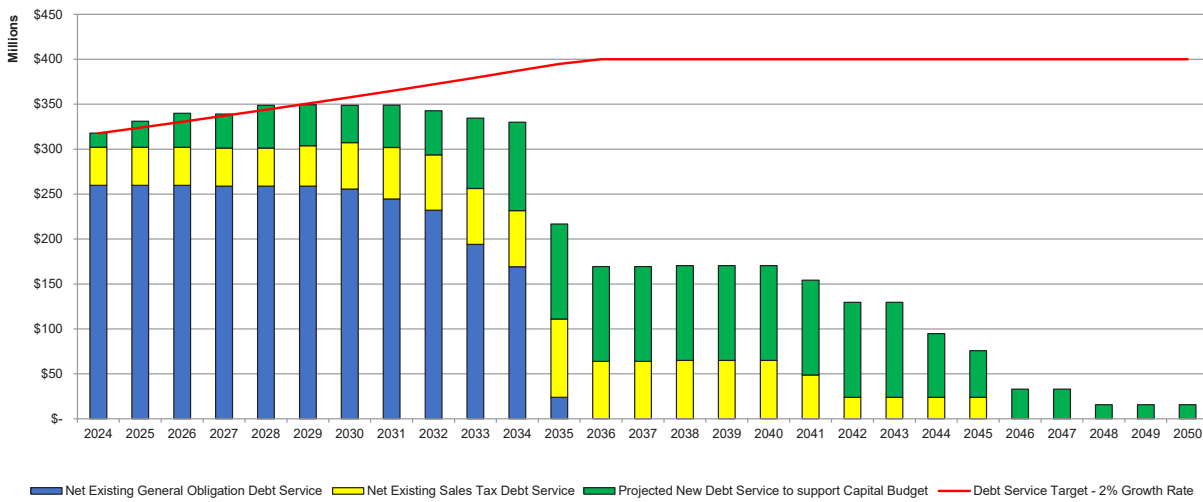


Metric	Current	Maximum*
Direct Debt per Capita	\$559	\$1,000
Direct Debt as a percentage of Estimated Market Value of all taxable property	0.5%	1.3%
Direct Debt as a percentage of Equalized Assessed Value of all taxable property	1.7%	4.0%
Debt Service as a percentage of all operating funds	3.9%	15.0%
Variable Rate Debt as a percentage of overall debt portfolio	12.2%	25.0%

*Maximum values are self-imposed limitations as included in the County’s Debt Management policies within the Financial Policies section of the FY2024 Budget Recommendation

DEBT SERVICE

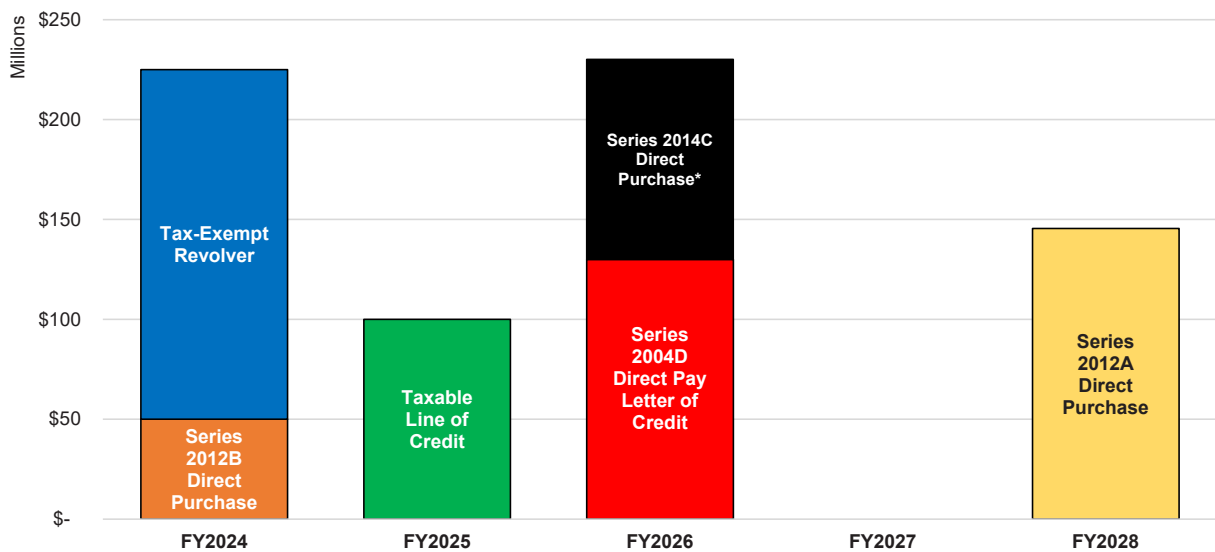
The County's Debt Service Fund is utilized for debt service payments. The GO debt service is paid through the levy of ad valorem taxes upon all the taxable property in the County. Sales Tax debt service is paid through monthly deposits of sales tax revenue received by the County. The County is best served by a long-term plan to manage its legacy debt service costs and future borrowing needs in a responsible manner so that these costs do not provide undue stress on its operating budget in future years. The following chart and the accompanying table show the County's anticipated debt service due in coming years based on current outstanding debt and anticipated new future borrowing:



Fiscal Year	Principal	Net Interest ⁽¹⁾	Existing General Obligation Debt Service ⁽¹⁾⁽²⁾	Anticipated Refunding Adjustments	Net Existing General Obligation Debt Service	Existing Sales Tax Debt Service ⁽¹⁾	Anticipated Refunding Adjustments	Net Existing Sales Tax Debt Service	Projected New Debt Service to support Capital Budget	Total Projected Debt Service
2024	162,470,000	97,160,928	259,630,928	-	259,630,928	43,111,918	-	42,379,642	15,889,889	317,900,460
2025	170,470,000	89,161,599	259,631,599	-	259,631,599	43,113,668	-	42,381,392	29,003,650	331,016,641
2026	178,595,000	81,036,345	259,631,345	-	259,631,345	43,114,668	-	42,382,392	37,901,050	339,914,787
2027	186,660,000	72,968,082	259,628,082	(784,913)	258,843,169	43,113,668	-	42,381,392	37,822,250	339,046,812
2028	194,875,000	64,755,229	259,630,229	(719,303)	258,910,837	43,109,418	(572,505)	42,377,142	47,532,344	348,820,324
2029	204,285,000	55,344,182	259,629,182	(864,600)	258,764,582	45,865,668	(565,005)	45,133,392	45,439,750	349,337,725
2030	211,215,000	45,457,374	256,672,374	(989,295)	255,683,079	52,422,918	(567,505)	51,890,642	41,445,000	348,818,722
2031	211,936,750	35,178,576	247,115,326	(2,451,593)	244,663,733	57,937,668	(1,233,927)	57,205,392	47,128,750	348,697,876
2032	208,020,000	25,085,361	233,105,361	(983,273)	232,122,088	62,218,668	(1,412,937)	61,486,392	49,071,500	342,679,981
2033	179,375,000	16,239,601	195,614,601	(1,559,717)	194,054,884	63,030,918	(1,850,861)	62,298,642	78,197,778	334,551,304
2034	161,845,000	8,107,422	169,952,422	(736,740)	169,215,682	63,028,418	(1,850,786)	62,296,142	98,376,250	329,888,074
2035	23,385,000	1,169,250	24,554,250	(736,628)	23,817,623	87,975,618	(1,850,852)	87,243,342	105,568,250	216,629,215
2036	-	-	-	-	-	63,840,263	(1,915,208)	63,840,263	105,576,500	169,416,763
2037	-	-	-	-	-	63,836,463	(1,915,094)	63,836,463	105,570,750	169,407,213
2038	-	-	-	-	-	64,871,913	(1,946,157)	64,871,913	105,564,000	170,435,913
2039	-	-	-	-	-	64,867,613	(1,946,028)	64,867,613	105,573,250	170,440,863
2040	-	-	-	-	-	64,864,213	(1,945,926)	64,864,213	105,564,250	170,426,463
2041	-	-	-	-	-	48,699,213	(1,460,976)	48,699,213	105,564,000	154,263,213
2042	-	-	-	-	-	23,975,963	-	23,975,963	105,572,750	129,548,713
2043	-	-	-	-	-	23,976,713	-	23,976,713	105,575,250	129,551,963
2044	-	-	-	-	-	23,972,050	-	23,972,050	70,926,500	94,898,550
2045	-	-	-	-	-	23,975,950	-	23,975,950	51,753,250	75,729,200
2046	-	-	-	-	-	-	-	-	32,942,000	32,942,000
2047	-	-	-	-	-	-	-	-	32,940,000	32,940,000
2048	-	-	-	-	-	-	-	-	15,703,250	15,703,250
2049	-	-	-	-	-	-	-	-	15,705,000	15,705,000
2050	-	-	-	-	-	-	-	-	15,702,750	15,702,750
Total	\$2,093,131,750	\$591,663,948	\$2,684,795,698	-\$9,826,149	\$2,674,969,549	\$1,114,923,564	-\$21,023,768	\$1,106,136,260	\$1,633,558,961	\$5,719,405,401

CREDIT FACILITY EXPIRATION TIMING

The County currently has four outstanding variable rate bond issuances and two lines of credits. The bank credit facilities associated with variable rate bonds and lines of credit are subject to expiration between fiscal years 2024 and 2028. The table below summarizes the expiration timing for each facility and type of credit facility. Specifically, bonds are supported by a Direct Pay Letter of Credit or are direct bank placements. The County does not have any interest rate derivatives associated with any of its outstanding indebtedness. The credit agreements generally terminate if the County’s GO bond rating is downgraded below BBB/Baa2.



COUNTY BOND RATING

GENERAL OBLIGATION DEBT

Rating Agency	Rating	Outlook
Moody's	A1	Stable
S&P Global Ratings	A+	Stable
Fitch Ratings	AA-	Positive

SALES TAX DEBT

Rating Agency	Rating	Outlook
S&P Global Ratings	AA-	Stable
Kroll Bond Rating Agency	AAA	Stable

FY2023 RECAP

Fiscal Year 2023 was a light issuance year for the County, which was the trend across the entire municipal market, for several reasons. First, the County came to market with a new money sales tax issuance that refilled the revolving line of credit in August 2022, thereby freeing up capacity for capital spending for FY2023. Second, FY2023 experienced a higher interest rate environment and market volatility amid ongoing concerns around inflation, banking sector, debt ceiling and Federal Reserve rate hikes, which in turn increased borrowing costs. Accordingly, the County decided to hold off on issuing any new debt with the expectation that rates will start to come down in the upcoming year. Finally, the County's debt portfolio had no callable bonds in 2023 that warranted a refunding for savings. The County's Sales Tax Revenue Bonds, Taxable Series 2013 (Qualified Energy Conservation Bonds) are callable on November 15, 2023. At the time of issuance, the Series 2013 Bonds received an initial subsidy of approximately 65%, given the sequestration reduction, the bonds currently receive a subsidy of 61%. If the Series 2013 Bonds were to be refunded, the County would no longer receive the interest subsidy. Due to the loss of the subsidy associated with the bonds, the County would not recognize economic savings, at this time, if the bonds were refunded. The County will continue to monitor these bonds should there be an additional sequestration reduction which could result in refunding economic savings.

EXTENSION OF TAXABLE-GENERAL OBLIGATION BONDS, SERIES 2014C DIRECT PLACEMENT

The GO Bonds, Series 2014C, is one of the County's variable rate bonds that is currently fixed at 4.02% with a mandatory put or guaranteed tender event in September 2026. The mandatory put obligates the County to either repay the outstanding amount or extend the purchasing agreement with a different coupon. Without this extension, the County would have been obligated to repay the full outstanding amount of \$100.1 million. Although originally issued as variable interest rate bonds, the County transitioned the bonds to fixed rate in 2020. In light of market volatility, the inversion of the yield curve, and higher short-term rates, the County decided to keep these bonds at a fixed rate for another three-year period to maintain budgetary certainty.

FUTURE FINANCING ANTICIPATED IN FY2024

NEW MONEY ISSUANCE OF SALES TAX REVENUE BONDS, SERIES 2024

The County anticipates issuing approximately \$175.0 million of Sales Tax Bonds. The proceeds will be used to repay the County's existing tax-exempt revolving line of credit that is drawn upon to pay for capital expenditures. The County will monitor market conditions to determine the most favorable timing. However, at this time, it is anticipated that the sale of the bonds will occur in early 2024.

EXTENSION OF TAX-EXEMPT REVOLVING LINE OF CREDIT, GENERAL OBLIGATION BONDS, SERIES 2014D AND SERIES 2018

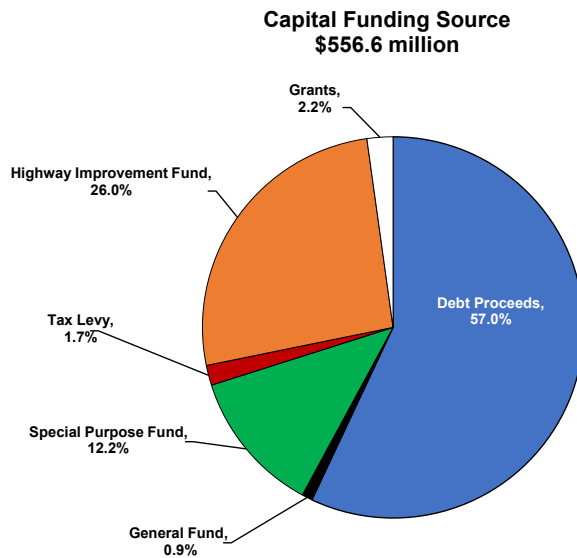
The County anticipates extending its \$175.0 million Series 2014D and 2018 Tax-Exempt Revolving Line of Credit in January 2024. The County will continue to use the Revolving Line of Credit as a funding source for various capital projects. The extension will allow the County to fund new capital projects and keep borrowing costs low during the acquisition, implementation and construction phases of these projects.

EXTENSION OF TAXABLE GENERAL OBLIGATION BONDS, SERIES 2012B DIRECT PLACEMENT

The County anticipates extending the \$85.0 million General Obligation Bonds, Series 2012B agreement in August 2024 through a competitive process. The current agreement with JP Morgan is set to expire on August 1, 2024. The County intends to solicit bids from banks for a direct purchase for a period and rate that will be most advantageous to the County. Prevailing market conditions will determine the lowest rate. Without this extension, the County will be subject to a higher rate and would have to pay the outstanding bonds in accordance with the trust indenture tied to the bonds.

FUNDING THE CAPITAL PROGRAM

The Capital Budget is predominately funded from sources outside of the County’s operating funds. The primary source of funding for CIP and CEP is municipal debt issued by the County. A small portion of capital improvement and capital equipment programs are funded through grants and special purpose funds. Additionally, the County will continue funding more discrete capital equipment items, like technology hardware and vehicles from operating (Pay-Go) sources in FY2024. The County’s road infrastructure projects are primarily funded through the County’s allocation of the Motor Fuel Tax (MFT), funds from the State of Illinois as well as other Federal and State grants on a Pay-Go basis.



Sources	Amounts
Debt Proceeds	317,351,802
Operating Fund	4,950,000
Tax Levy	9,595,783
Special Purpose Fund	67,756,043
Highway Improvement Fund	144,601,491
Grants	12,387,955
Total	\$556,643,074

Uses	Amounts
Capital Equipment Projects	163,694,918
Capital Improvement Projects	238,643,056
Highway & Transportation Projects	154,305,100
Total	\$556,643,074

Future Borrowing Required to Support the Capital Budget: FY2024 to FY2028*

Source	Proposed FY2024	Proposed FY2025	Proposed FY2026	Proposed FY2027	Proposed FY2028
Capital Improvement Program	175,000,000	145,000,000	154,000,000	145,000,000	137,000,000
Capital Equipment Program	0	8,000,000	21,000,000	17,000,000	11,000,000
TOTAL	\$175,000,000	\$153,000,000	\$175,000,000	\$162,000,000	\$148,000,000

* Only includes borrowings projected from revolving line of credit refundings

RELATIONSHIP BETWEEN CAPITAL & OPERATING BUDGETS

The County’s Debt Service Fund is utilized to fund GO debt service payments through a designated debt service property tax levy. The County’s Capital Budget is predominately funded through the issuance of municipal bonds. Accordingly, any further increase in debt service will further reduce available revenues from property tax receipts to fund general operations. Sales Tax Revenue Bonds also reduce Sales Tax revenues available for operations in future years as debt service claims a portion of these revenues in future years. As an example, if borrowing is used to fund the capital investment, a \$10.0 million investment in a capital equipment asset with an eight-year useful life would have about a \$1.6 million impact in subsequent operating budgets through increased debt service. Similarly, if debt is used to fund a \$10.0 million investment in highways or County facilities, an impact of \$550,000 would be realized during the initial 10-year interest-only period with greater impacts in out-years. These factors underlie the need to prudently determine the best means of financing the Capital Budget, and to ensure investments resulting in reduced operating expenditures are prioritized.

The cost of operating and maintaining newly completed capital projects also have an impact on the operating budget. For example, the replacement of a building’s roof, windows and mechanical systems may result in a decrease in the cost of utilities, which would effectively lower the facility’s operating costs. Conversely, the greatest operating impacts often occur with the construction of a new facility. In such cases, costs related to staffing the facility, including the required professional support and maintenance staff along with the additional operating and utility costs, would add expense lines to the operating budget. Completed information technology projects will also likely entail additional operating costs such as upgrades, license renewals or the training of staff to operate new systems, but may have reduced operating costs associated with efficiencies.

Capital expenditures selected by the County in the Capital Budget can have positive impacts on the operating budget. Specific positive impacts are highlighted in the following section.

SUMMARY OF CAPITAL INVESTMENTS & THEIR IMPACT ON THE COOK COUNTY OPERATING BUDGET

Each year Cook County lays out its capital investment needs through its CIP for facilities, CEP for asset purchases and THP for road and bridge infrastructure improvements.

CAPITAL IMPROVEMENT PROGRAM

The Bureau of Asset Management (BAM) develops the CIP and works collaboratively with the Bureau of Finance to determine available resources and project the cash flow needs for implementation. The CIP includes a long-term projection of debt service levels and funding implications for County initiatives over a 10-year period. The cost of capital improvements is developed by considering the initial costs but also the long-term fiscal impacts on the County's operating budget.

The Department of Capital Planning & Policy (DCPP) within BAM is responsible for implementing the CIP. DCPP is recommending approximately \$1.71 billion in spending over the next 10 years.

The four guiding principles for the CIP are: life safety and regulatory compliance, operational savings, unlocking the value of our assets and right-sizing operations. The individual CIP projects follow priorities that are aligned with President Preckwinkle's Policy Roadmap. These priorities are: Unlocking the Value of County Assets, Green Buildings Program and Operational Efficiencies. For example, reducing operational expenses through the consolidation of underutilized space and disposal of assets that are no longer optimal, or returning them to the market, is an important outcome of the CIP.

BAM will continue the implementation of the County's Build Up Cook (BUC) program, which started in FY2023. The BUC program provides technical assistance, project management and support to suburban Cook County municipalities for capital facility and infrastructure projects funded through various Federal grant programs, primarily through the County's ARPA allocation in FY2024.

In FY2024, the County will continue toward the goal of reducing one million square feet of real estate through completing the demolition of two additional divisions at the DOC, Divisions I and IA, and developing the design for the demolition of another underutilized housing unit at the jail, Division IV. These projects reflect the substantially reduced average daily pre-trial detained population, from over 10,000 to at or below 6,000.

As a result of the pandemic, long-planned demolitions and other capital projects were delayed to avoid potential health concerns for detainees and staff. In addition to schedule impacts on the Division I/IA demolitions at the jail, the first phase of the demolition of the former Oak Forest Hospital and the demolition of the Polk Building on the Stroger Hospital campus were delayed.

For the Downtown Corporate campus, the continuous consolidation of user departments is right sizing the County's real estate footprint through the implementation of Workplace Strategy and Design (WS+D). This highly collaborative process leads to reductions in operational expenses, while at the same time supporting increased productivity, and results in additional space that is leasable for revenue. As part of the WS+D, BAM is incorporating lessons learned from COVID-19 and the impact of remote work on the amount of space the County needs to renovate and the workplace types that this new normal requires.

The FY2024 CIP also supports the County's aggressive targets for reducing energy and water consumption throughout County facilities and reducing greenhouse gas emissions. In FY2024, efforts will also include projects directed at increased energy efficiency in all portfolios in support of the County's energy reduction goals.

CAPITAL RENOVATIONS AT PROVIDENT AND STROGER HOSPITALS

As Cook County Health (CCH) develops its long-term facilities plan, Capital Planning is implementing a series of renovations at the Provident and Stroger Hospital campuses. In FY2021 through the beginning of FY2023, DCCP worked with CCH to suspend some construction activity during the pandemic. In FY2024, the County expects the continuation or resumption of major capital renovations that are necessary to ensure the continued optimal operation of these hospital assets, as the long-term plans are developed.

CORPORATE OFFICES RENOVATION & CONSOLIDATION

With the WS+D as a road map, the County is redesigning multiple floors in the Dunne and County Buildings. The re-stacking of the various County functions will consolidate workspace in the buildings, freeing floors in the Dunne Building for lease. FY2022 saw the start of the complete renovation of the 5th floor of the County Building to improve accessibility for residents and employees to public Board functions. In FY2023, swing space was developed to relocate functions from the 5th floor, to make room for the renovation work, while maintaining operational continuity. Construction will be underway for most of FY2024. FY2024 will also see the renovation of the 1st and 2nd floors of the County Building and the contracting of design services for the complete renovation of six more floors in the County building, as part of the overall functional efficiency and accessibility upgrades of public-facing and administrative office functions in both the County and Dunne buildings.

CRIMINAL JUSTICE INITIATIVES

The FY2023 CIP also included multiple projects that are part of the President's broad-based Criminal Justice Initiatives. In FY2024, the County is also completing the second phase of the Court Utilization Study in partnership with the Office of the Chief Judge. Led by the National Center for State Courts, the study will provide the County with options for optimizing our courts system and facilities. Other new and innovative projects for the DOC campus in FY2024 include the DOC Enhanced Visitation facility and the Community Resource Center to support pre- and post-release detainees.

TRANSPORTATION & HIGHWAYS PROGRAM

The Cook County Department of Transportation and Highways (DoTH) FY2024-2028 Transportation & Highway Program (THP) totals \$1.30 billion, with approximately \$379.6 million budgeted in FY2024 for planning, engineering, construction, right-of-way acquisition and maintenance contracts. DoTH balances maintenance and preservation of the County's existing infrastructure assets with the systemwide modernization and expansion needed to support the economic competitiveness of the region.

In fiscal years 2024-2028, THP is funded primarily by Motor Fuel Tax (MFT) revenues, supplemented by State bond proceeds, Federal and State grants, local reimbursements, township MFT funds and interest earnings. DoTH continues to capitalize on the additional transportation funding provided by the State of Illinois' 2019 REBUILD Illinois Capital Bill with the FY2024

THP. The projected MFT allotment for the 2024-2028 THP is calculated based on the historical allotment levels and projected revenues from the June 2019 amendment to Illinois' Motor Fuel Tax state statute (35 ILCS 505), which doubled Illinois' Motor Fuel Tax from 19 cents to 38 cents with an annual inflation adjustment. The impact of these new revenue streams is substantial and will be discussed in more detail in the departmental narrative.

The department receives project-specific revenue from federal, state, and local governments in the form of grants and reimbursements. DoTH has budgeted \$44.4 million in Federal and State grant funds in FY2024 to augment its programs. In addition, DoTH also partners with other agencies including the Illinois Department of Transportation (IDOT), Illinois State Toll Highway Authority (ISTHA), Metropolitan Water Reclamation District (MWRD) and local municipalities to complete specific projects, often of regional significance. When DoTH leads these projects, the other agencies often provide reimbursements for a portion of the project costs. A total of \$43.0 million is expected to be received in FY2024 from these partnerships.

The FY2024-2028 THP is guided by Connecting Cook County, the Long-Range Transportation Plan (LRTP) adopted by the Cook County Board of Commissioners in FY2016 as the County's first strategic transportation plan in 70 years. The LRTP put Cook County in a leadership role when it comes to creating a modern transportation network, guiding where and how DoTH invests in mobility improvements across the County to benefit the regional transportation system.

CAPITAL EQUIPMENT PROGRAM

The FY2024 adopted CEP budget includes \$163.7 million of investments in capital equipment.

Several major IT projects are ongoing in FY2024. One project is the GIS Integrated Property Tax System (\$74 million) which creates a centralized database of the County's 1.8 million real property parcels and streamlines information sharing between the County's property and taxation agencies. Also, continuing into FY2024 are the Bureau of Technologies Disaster Recovery System project (\$9.7 million), Network and Computer Refresh (\$5.6 million), and the Animal Control Case Management System (\$2.6 million). These major projects reflect the County's continued investment in technology that upgrades and modernizes county applications and software.

CAPITAL BUDGET HIGHLIGHTS & SIGNIFICANT PROJECTS FOR THE UPCOMING YEAR

CAPITAL IMPROVEMENT PROGRAM HIGHLIGHTS

CORPORATE PROJECTS

- County Building - 5th Floor ADA Renovation Construction
- Dunne Building - Office of the Public Defender re-stack
- County Building County Clerk re-stack
- Oak Forest Campus Environmental Assessment and Demolition

HEALTH & HOSPITALS PROJECTS

- Provident Hospital Mechanical Systems Replacements
- Community-Based Health Facilities Clinics Energy Upgrades
- JH Stroger Mechanical and Electrical Upgrades

PUBLIC SAFETY PROJECTS

- Portfolio-wide ADA Assessments, Design, and Improvements
- Portfolio-wide Elevator Upgrade and Modernizations
- All Courthouses - Hardening/Physical Security Upgrades
- System-wide Courtroom AV/IT System Upgrades Design
- Department of Corrections Camera Project

COUNTYWIDE PROJECTS

- Green Buildings Program
- Fire & Life Safety System Upgrades
- Flooring Covering Replacement
- Roof Replacements

TRANSPORTATION & HIGHWAYS PROGRAM HIGHLIGHTS

- 88th Avenue / Cork Avenue at I-294 Interchange
- County Line Road – North Avenue to I-294 Ramp
- County Line Road – I-294 Ramp to Grand Avenue
- Franklin Avenue/Green Street – York Road to Runge Street
- Old Orchard Road – Woods Drive to Skokie Boulevard
- Touhy Avenue – Elmhurst Road to Mount Prospect Road
- Pavement Maintenance and Pavement Rehabilitation Programs
- Invest in Cook Program

CAPITAL EQUIPMENT PROGRAM HIGHLIGHTS

- Countywide Network Refresh
- Disaster Recovery and Business Continuity
- Countywide IVR Migration
- Asset Management System
- Animal Control Case Management Application



CAPITAL IMPROVEMENT OVERVIEW

The approximately 19 million square feet of real estate maintained by the Bureau of Asset Management (BAM) is managed in three portfolios: Corporate Facilities (CF), Health & Hospitals (HH) and Public Safety (PS). BAM develops Cook County's annual Capital Improvement Program (CIP), which sets forth a 10-year plan for the design, construction and renovation of County assets to make them safe, functional, efficient and cost-effective. The County's Real Estate Asset Strategic Realignment Plan (REASRP), Green Buildings Program (GBP, 2020) and the asset management lifecycle (develop, construct, operate, and dispose) provide the framework for developing the CIP. This work helps fulfill the policy priorities laid out in the Policy Roadmap, especially the Connected Communities and Sustainable Communities policy directions. The Department of Capital Planning and Policy (DCPP) is responsible for developing the CIP and works with various departments and programs within BAM and user agencies in its development. The CIP is then approved by the Cook County Board President and Board of Commissioners and implemented by DCPP.

At the start of FY2023, BAM began to pivot from responding to the pandemic to a focus on long-term responses to increased public health concerns, including more systemic upgrades to HVAC systems, updating the Bureau's Workplace Strategy + Design program and continuing to work with the Bureau of Human Resources to respond to changes from the introduction of remote work.

For FY2024, BAM's adopted spending plan is \$238.6 million, allocated across approximately 500 projects. The FY2024 CIP emphasizes the County's commitment to supporting the various agency missions and enhancing the experience and quality of life for its employees and residents. In addition, requirements for code compliance, sustainability, resiliency, operational efficiencies, and cost savings guide the development of the CIP. BAM works to be good stewards of Cook County assets through the consolidation of underutilized space and disposition of assets that are no longer viable or necessary. The FY2024 CIP builds upon the previous year's initiatives and continues with strategic developments across all portfolios to realize these goals.

CAPITAL IMPROVEMENT PROGRAM: FY2024 – FY2033

STRATEGIC FRAMEWORK FOR CAPITAL IMPROVEMENTS

In FY2012, the County engaged a consultant team to conduct condition assessments of building structures, systems, utilities, and equipment at County-owned facilities. The team developed the REASRP, which provides a long-term framework for BAM. The REASRP's comprehensive recommendations serve as a basis for asset utilization efforts and priority capital improvements. Using inspection data, a long-range capital improvement plan was developed to strategically address identified County asset needs. The REASRP consultant team also made high-level recommendations for each of the County's portfolios, detailing how to consolidate and make better use of County assets. This FY2024–FY2033 CIP continues to build upon, update and implement the REASRP recommendations.

The FY2024–FY2033 CIP is a \$1.71 billion 10-year plan, with an adopted budgetary appropriation of approximately \$238.6 million in FY2024, to address capital renewals and renovations and reduce recurring uncapitalizable operating expenses, as well as strategic redevelopments across all County portfolios.

GREEN BUILDINGS PROGRAM (GBP)

In January 2019, President Preckwinkle announced a goal for County buildings to be carbon neutral by 2050. Carbon neutral means achieving a net of zero greenhouse gas emissions, accounting for the balancing of emissions with offsets such as renewable energy production and renewable energy credits. In FY2020, in coordination with the Department of Environment and Sustainability (DES), BAM released the Clean Energy Plan. This policy direction establishes a series of actions to meet its environmental goals of 45% emissions reduction by 2030 from a 2010 baseline, 100% renewable electricity by 2030 and carbon neutral by 2050. As of December 31, 2022, Cook County has reduced Greenhouse Gas Emissions 43.8% from a 2010 baseline for its owned and operated buildings.

BAM is working with DES in pursuing an offsite renewable energy supplier that will support the County's goal of 100% renewable energy for electricity by 2030. The goal of this project is to obtain a renewable energy supply from within Cook County

or a neighboring County, quantify the economic impact of the project on the local community and provide job training to individuals focused on clean energy. The County is hoping to begin receiving electricity from this effort beginning in 2024.

In FY2024, BAM will announce the Build Up Cook program, which will bring the County's resources to communities. Program staff will listen, understand and work with communities to address their capital and infrastructure needs through investment and capacity building. The County has committed \$20.0 million in historic federal investments to the program, and staff are further investigating other funding opportunities to leverage and expand that investment.

Over the past year, the Bureau of Asset Management has worked with its partners to pilot and design the program. During this time, BAM conducted needs assessments, site and feasibility studies, scoped and executed several critical infrastructure projects including water main replacements, sewer repairs and village hall repairs. Now, the program will transition into Phase 1 of the rollout, which will involve a listening tour with 27 priority municipalities, identifying priority capital needs, scoping, and implementing a series of capital and capacity building projects.

DEVELOPMENT OF THE CAPITAL PLAN

DCPP develops the CIP by assembling projects from the prior year that are already underway and need to be carried over, current year projects that may have been delayed, work order and facility conditions information and business cases submitted by individual user agencies. The preliminary CIP is vetted via a metrics-based matrix, which considers functional, regulatory and fiscal priorities, Green Building Program goals, facility strategic plans, and recurring or ongoing needs. The CIP is augmented by input from the Department of Facilities Management (DFM) and the Bureau of Technology with information that may address the needs of multiple facilities, years and agencies.

The CIP development is an annual cycle that starts with our user agencies. BAM conducts meetings in the first months of the year with over 30 agencies and departments to review the status of current CIP projects and begin discussions about potential new needs and requests. After the opening of the online Business Case system in April, DCPP gathers and consolidates both existing year projects underway with the new requests. For FY2024, due to the larger volume of requests and a lower CIP budget target, the Bureau prioritized four categories of projects for inclusion in the CIP:

- Existing CIP projects already underway
- Projects for life safety (fire alarms and escapes, etc.)
- ADA/Accessibility upgrades
- Critical systems upgrades needed to sustain building operation (HVAC, roofs, etc.)

Some additional projects are included to sustain County policy objectives, such as some green energy projects, but many new interior renovation requests, for example, were deferred to future fiscal years.

The facility condition data developed during the REASRP provided a baseline Facility Condition Index (FCI) for each facility. The FCIs are periodically updated and are also considered in decisions regarding projects for building systems, exterior renovations, etc.

$$\text{FCI} = \frac{\text{Cost of maintenance, replacements, deficiencies}}{\text{Current replacement cost}}$$

The industry standard for an FCI above 75% means that the cost to renovate has exceeded the reasonable potential for a return on invested capital. In FY2013, Cook County facilities had an average FCI of 40.40%, with many structures over 75%. An additional consideration in identifying the funding requested in the CIP is advancing multi-year programs to gradually reduce deficiencies in the aggregate facility conditions and to provide important new functionality such as building-wide WiFi systems.

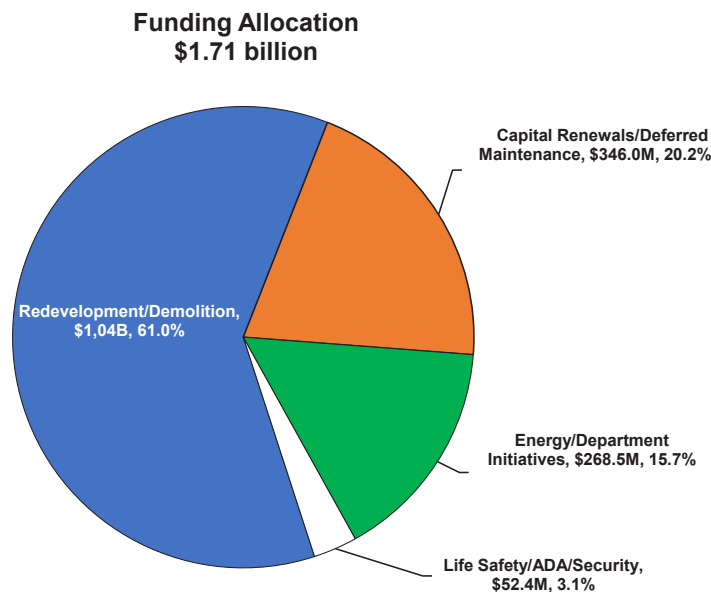
This cumulative process enables the County to achieve the following:

- Identify and address critical system replacements and upgrades
- Reduce long-term recurring operating expenses
- Address new regulatory requirements and compliance directives
- Prioritize improvements according to the County’s long-term objectives, as expressed in the Policy Roadmap
- Reduce energy, water and waste while meeting the County’s carbon neutral goal by 2050
- Deliver a capital plan that can be responsibly and sustainably funded, which will consistently provide County facilities that support our user agencies’ critical functions

Once identified for inclusion in the CIP, projects are designated in four categories:

1. Life Safety/ADA/Security
2. Capital Renewals/Deferred Maintenance
3. Energy/Department Initiatives
4. Redevelopment/Demolition

The categories, tasks, and projections of the CIP are developed to support generally accepted accounting principles, GASB standards, and to ensure a balanced approach to capital expenditures between near-term and long-term needs.



PORTFOLIO OVERVIEWS & SIGNIFICANT PROJECTS

The County's assets have been categorized into three separate portfolios in the CIP as follows:

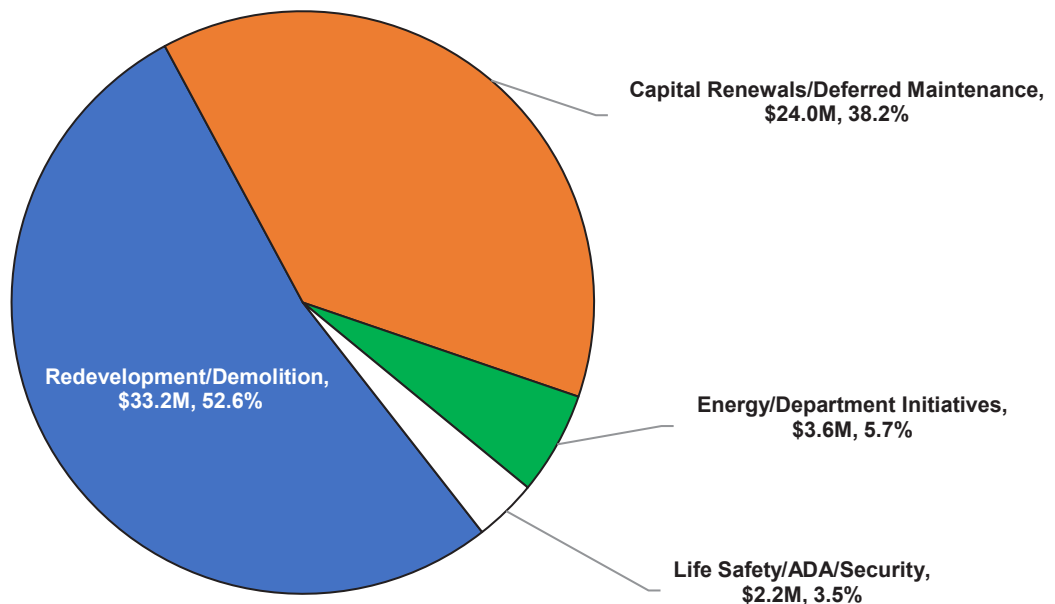
- Corporate Facilities
- Health and Hospitals
- Public Safety

CORPORATE FACILITIES PORTFOLIO

The Cook County Corporate Portfolio includes approximately 2.7 million square feet of facilities, built between 1906 and 2013. The Corporate Portfolio includes projects at facilities such as the County Building, George W. Dunne County Office Building, warehouses and multiple facilities for the Department of Transportation & Highways.

Corporate Portfolio	FY2024 - FY2033	FY2024	FY2025	FY2026	FY2027	FY2028	FY2029 - FY2033
County-Wide Corporate Facilities	86,033,676	11,972,947	13,547,633	11,063,096	10,500,000	20,200,000	18,750,000
Rockwell Warehouse	13,297,000	4,062,000	7,285,000	1,950,000	-	-	-
Cicero Records Center	3,340,000	740,000	2,600,000	-	-	-	-
George W. Dunne Admin. Building	128,532,000	12,007,000	50,600,000	25,925,000	20,000,000	20,000,000	-
Oak Forest Campus (OFC) Site	44,890,000	1,125,000	15,015,000	11,250,000	17,500,000	-	-
County Building	188,581,500	28,943,500	39,194,000	37,120,000	49,324,000	30,000,000	4,000,000
CCHD Maintenance Fac. Dist. 5	5,211,000	2,246,800	2,964,200	-	-	-	-
CCHD Maintenance Fac. Dist. 1	54,060,000	60,000	4,000,000	25,000,000	25,000,000	-	-
CCHD Maintenance Fac. Dist. 4	3,150,000	1,858,000	1,292,000	-	-	-	-
Des Plaines TB Clinic	305,000	30,000	275,000	-	-	-	-
CCHD Maintenance Fac. Dist. 2	55,000	15,000	40,000	-	-	-	-
Grand Total	\$ 527,455,176	\$ 63,060,247	\$ 136,812,833	\$ 112,308,096	\$ 122,324,000	\$ 70,200,000	\$ 22,750,000

FY2024 Corporate (CF) by Project Type
\$63.0 million





President's Office Swing Space and Rendering of Final Office Design

CORPORATE CAPITAL PORTFOLIO PROJECTS FOR FY2024

5TH FLOOR ADA BOARD ROOM RENOVATION – COUNTY BUILDING

The Office of the President and County Commissioner Offices were temporarily relocated to the 10th floor of the Cook County Building in FY2023. The relocation of these offices has allowed for the first phase of construction to commence. The Cook County Board Room continues to be located on the 5th floor, fully accessible to the public throughout the Construction phases, with a newly created board room opening in FY2024. This project is designed for LEED Silver certification and includes a new state-of-the-art HVAC system delivering 100% dedicated outside air system (DOAS), supplemented with a highly efficient Variable Refrigerant Flow (VRF) heating and cooling system with integrated controls. The new VRF/DOAS system, projected as the new standard for other subsequent full-floor renovations in the County Building, will greatly reduce energy use and increase building occupant health and comfort. Construction of this project is being completed by a local Minority-Owned Business (MBE) Construction Manager-at-Risk with sub-trade participation exceeding the Minority and Women-Owned Business (M/WBE) Cook County Contract Compliance goals.

CLERK'S OFFICE MODERNIZATION – COUNTY BUILDING

The Office of the Cook County Clerk is located on the south and east portions of the first and second floor with storage access to the B1 level at the County Building. In support of the County's Real REASRP, DCPD is completing a re-stack for the consolidation of the Clerk spaces in a phased multi-year program where design has been completed in FY2023 and phased construction will begin in FY2024. Design of this project is currently seeking LEED Silver certification which includes new ADA compliant public cashier stations, all new finishes throughout, new state-of-the-art HVAC system, new circadian spectrum-controlled LED lighting upgrade and all new ergonomic furnishings.

OAK FOREST CAMPUS DEMOLITION / REDEVELOPMENT

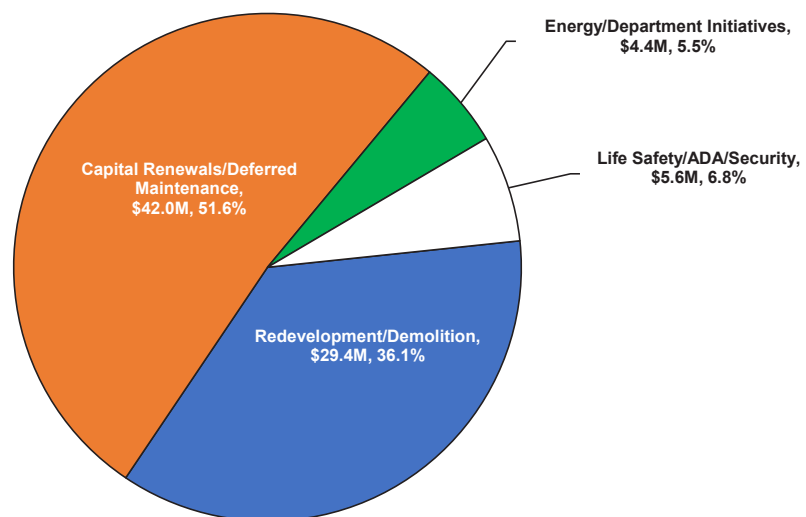
Oak Forest Demolition Phase 1 will continue in FY2024 and Phase 2 will begin in FY2025. As part of the enabling work for operations to remain consistent on site, DCPD is engaging an architectural/engineering (AE) firm for design of a new BOT Fiber Hub building that serves as a backbone of the communications and data network across the County. In addition, DCPD is engaging an AE firm for the design of a new DEMRS Consolidation building, centralizing the operations on site for efficiency and effectiveness. Lastly, DCPD has selected an AE firm to assist in shaping the Oak Forest Long Term Plan in FY2024 in conjunction with the Department of Real Estate Management (DREM).

HEALTH AND HOSPITALS SYSTEM PORTFOLIO

Cook County Health (CCH) operates in 4.6 million square feet of facilities built between 1908 and 2022. Projects for this operating group are found at various locations throughout the County, including the John H. Stroger Hospital, Provident Hospital and various health clinics. CCH released their updated strategic plan: Impact, Change, Equity, in 2023. This plan will guide the overall real estate investments in this portfolio for the upcoming years.

Health and Hospital Portfolio	FY2024 - FY2033	FY2024	FY2025	FY2026	FY2027	FY2028	FY2029 - FY2033
CCHHS Administration Building	20,992,150	3,992,150	7,000,000	10,000,000	-	-	-
Cottage Grove Medical Center	11,860,000	260,000	1,600,000	9,750,000	250,000	-	-
Dr. Jorge Prieto Health Center	86,655,000	355,000	1,050,000	10,000,000	75,250,000	-	-
Edward Piszczek TB Clinic	4,535,000	35,000	500,000	3,000,000	1,000,000	-	-
Englewood Health Center	18,630,000	130,000	750,000	10,000,000	7,750,000	-	-
John H. Stroger Jr. Hospital	153,629,700	23,779,700	62,900,000	43,450,000	17,500,000	1,000,000	5,000,000
John H. Stroger Jr. Parking Structure	5,700,000	2,200,000	1,800,000	1,700,000	-	-	-
Logan Square Health Center	495,000	345,000	150,000	-	-	-	-
Provident Hospital	384,635,000	8,135,000	28,750,000	174,500,000	135,250,000	26,000,000	12,000,000
Provident Hospital Parking Structure	1,050,000	150,000	600,000	300,000	-	-	-
Robbins Health Center	19,800,000	950,000	1,100,000	10,000,000	7,750,000	-	-
Ruth M. Rothstein Core Center	15,400,000	5,960,000	6,740,000	750,000	1,950,000	-	-
The Professional Building (Central Campus Health Center)	3,910,000	2,660,000	1,250,000	-	-	-	-
JHS Campus Power Plant	37,635,000	4,135,000	8,300,000	10,500,000	11,700,000	3,000,000	-
Blue Island Regional Outpatient Center	1,025,000	775,000	250,000	-	-	-	-
Oak Forest Campus (OFC) Site	48,707,949	16,545,000	16,000,000	9,000,000	4,000,000	3,162,949	-
Durand Building	2,575,000	325,000	1,750,000	500,000	-	-	-
Hektoen Building	2,575,000	325,000	1,750,000	500,000	-	-	-
John Sengstacke Clinic	50,000	50,000	-	-	-	-	-
County-Wide Health and Hospital	28,867,038	6,867,038	5,500,000	5,500,000	5,500,000	5,500,000	-
Stroger Campus Site	3,665,000	2,165,000	1,000,000	500,000	-	-	-
Old Cook County - Market Rate Redevelopment	700,000	200,000	500,000	-	-	-	-
Arlington Heights	18,525,000	25,000	750,000	10,000,000	7,750,000	-	-
CCDPH Administration	41,850,000	350,000	1,000,000	12,000,000	25,000,000	3,500,000	-
Belmont Cragin	19,225,000	275,000	1,050,000	10,150,000	7,750,000	-	-
North Riverside Health Clinic	125,000	25,000	100,000	-	-	-	-
Sheriff's Warrant Division (937 N. Wood St.)	20,250,000	250,000	5,000,000	5,000,000	5,000,000	5,000,000	-
Harvey TB Clinic	154,729	154,729	-	-	-	-	-
Grand Total	\$ 953,221,566	\$ 81,418,617	\$ 157,140,000	\$ 337,100,000	\$ 313,400,000	\$ 47,162,949	\$ 17,000,000

FY2024 Health & Hospitals (HH) by Project Type
\$81.4 million





Installation of new roof top air handling unit at Provident Renal Dialysis Clinic

HEALTH AND HOSPITALS CAPITAL PROJECTS FOR FY2024

CCDPH LONG-TERM FACILITIES PLAN AND CONSOLIDATION

Capital Planning, in partnership with Cook County Department of of Public Health (CCDPH), is beginning the process of assessing the future real estate needs of CCDPH and in conjunction with DREM, identifying locations for future consolidation or co-location of critical programs. This process, from development of the overall space program, through identification and acquisition of sites, design and ultimately construction and occupancy are expected to take several years and secure the future of CCDPH. Updated facilities and efficiencies from this effort are expected to improve the delivery of critical public health programs, enhance staff satisfaction and support the future growth of the CCDPH.

JOHN H. STROGER JR. HOSPITAL CAMPUS INVESTMENTS

DCCP is working with CCH to complete multiple capital investment projects at the John H. Stroger hospital. This includes multiple ongoing projects to upgrade signage and wayfinding (including code required life safety elements), assess and upgrade fire protection systems, replace the roof, and enhance public and staff safety around the facility. Additional future investments will be made in mechanical, electrical and plumbing systems required to meet clinical needs as well clinical service improvements in radiology, cardiology, surgery, and the clinic program. These investments, in conjunction with the Long-Term plan will ensure John H. Stroger Hospital remains a critical part of the healthcare landscape in Chicago and Cook County.

PROVIDENT HOSPITAL BEHAVIORAL HEALTH PROGRAMS



DCCP has been working diligently with CCH leadership to implement a comprehensive program for behavioral health patients at and near Provident Hospital. In 2023, design was completed for both the Community Triage and Stabilization Unit and the Inpatient Behavioral Health unit both at Provident Hospital. To create space for these programs, off-site clinics are being created to service regular outpatient support for this patient population. The diagnosis and demand for mental and behavioral health services has increased significantly since the pandemic and increasing access to these services to Southside residents and CountyCare enrollees is critical.

CCH LONG TERM REAL ESTATE PLAN

In 2023, CCH released its new strategic plan, Impact, Change, Equity. It is through this lens that DCCP will work with Cook County Health leadership to develop and implement a real estate and facility development plan that will help achieve these goals. A vendor partner was procured in 2023 and this work will continue in 2024. Identification of necessary realignment in the location and nature of CCH services will be a key element of enhancing access for Cook County residents and ensuring a sound financial future for Cook County Health.

PUBLIC SAFETY PORTFOLIO

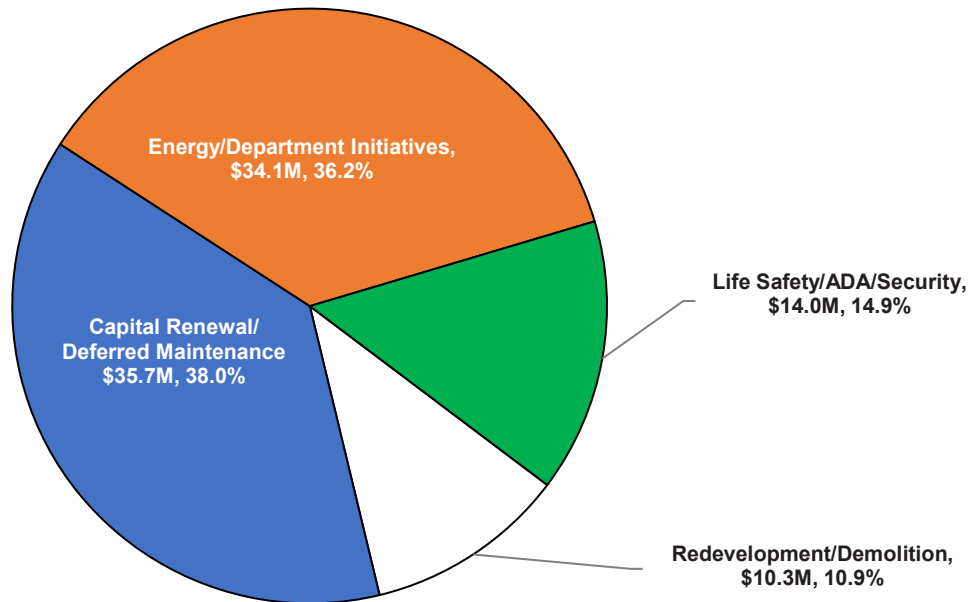
The Circuit Court of Cook County and the Cook County Department of Corrections (DOC) occupy or operate approximately eight million square feet of leased and owned facilities with structures built between 1910 and 2012. Projects in this portfolio are found at various locations throughout the County, including the DOC Campus, Criminal Courts Administration Building and Leighton Criminal Courts Building (CCAB and CCB) at 26th and California, Juvenile Courthouse and Temporary Detention Center, Domestic Violence Courthouse, three branch courthouses, Daley Center, and five other outlying courthouses.



Before and After: the Demolition of Divisions 1 & 1A at the Department of Corrections Campus

Public Safety Portfolio	FY2024 - FY2033	FY2024	FY2025	FY2026	FY2027	FY2028	FY2029 - FY2033
County-Wide Public Safety Facilities	9,237,460	9,237,460	-	-	-	-	-
Daley Center	7,955,526	7,505,526	450,000	-	-	-	-
Domestic Violence Courthouse	2,435,267	2,435,267	-	-	-	-	-
DOC Site	23,890,966	22,690,966	600,000	600,000	-	-	-
Skokie Courthouse (2nd Dist.)	9,725,000	9,725,000	-	-	-	-	-
Criminal Courts (26th/California)	3,729,000	3,729,000	-	-	-	-	-
Juvenile West (Courthouse)	7,520,000	7,520,000	-	-	-	-	-
Markham Courthouse (6th Dist.)	5,085,663	5,085,663	-	-	-	-	-
Juvenile Temp. Detention Center (East)	6,761,898	4,817,100	1,000,000	944,798	-	-	-
RTU-RCDC	20,000	20,000	-	-	-	-	-
Maywood Campus Site	4,839,169	4,839,169	-	-	-	-	-
Criminal Court Admin. Building	3,680,000	3,355,000	325,000	-	-	-	-
Robert J. Stein Institute of Forensic Medicine	130,626,186	1,626,186	17,500,000	46,500,000	60,000,000	5,000,000	-
Maywood Courthouse (4th Dist.)	5,405,000	5,405,000	-	-	-	-	-
Criminal Court Admin. Building	1,283,278	1,283,278	-	-	-	-	-
Rolling Meadows Courthouse (3rd Dist.)	1,504,300	1,504,300	-	-	-	-	-
Bridgeview Courthouse (5th Dist.)	1,442,213	1,442,213	-	-	-	-	-
Juvenile Temp. Detention Center	200,000	200,000	-	-	-	-	-
JTDC Parking Structure	1,571,087	1,571,087	-	-	-	-	-
Circuit Court Branch	171,977	171,977	-	-	-	-	-
Grand Total	\$ 227,083,990	\$ 94,164,192	\$ 19,875,000	\$ 48,044,798	\$ 60,000,000	\$ 5,000,000	\$ -

FY2024 Public Safety (PS) by Project Type
\$94.1 million



PUBLIC SAFETY CAPITAL PROJECTS FOR FY2024

DEMOLITION OF DIVISIONS I & IA, DIVISION IV

As the detainee population has declined, DCPD is proceeding with plans to demolish vacant and unused facilities in accordance with the recommendations from the REASRP. Primary demolition of these huge and outdated structures was completed in FY2023 and the site restoration work will be completed in FY2024. The design work for the next major footprint reduction on the DOC campus, Division IV, is projected to begin in early FY2024, with demolition projected to commence in late FY2024 and completion in FY2025.

COURT UTILIZATION STUDY

The County, in partnership with the Office of the Chief Judge (OCJ) and the National Center for State Courts (NCSC), conducted Phase I of a Court Utilization Study in FY2018 and FY2019. This study evaluated the criminal caseloads and operations in the Circuit Court system, with a goal of optimizing the use of the County's courtrooms. The study identified the number of cases, durations, geographic distribution, staffing needs, program needs, support space needs and other relevant data. The report was divided into three broad categories: national trends, Cook County specific observations and recommendations. The results of the Phase I study will be supplemented by Phase II, a similar evaluation for the civil and other non-criminal courts. The Phase I recommendations will also be updated to reflect changes in courts operations and standards such as "Zoom Court" and other pandemic-related impacts. Because of the need for DCPD to focus on facilitating the phased re-opening of the 330 courtrooms in the system as the pandemic ebbed, the start of Phase II began in late FY2022 and is projected to be completed in FY2023. Phase II will provide similar analysis and recommendations on the non-criminal side of the system. Upon receipt of the consolidated evaluation of the criminal and non-criminal courts, best practices, and functional recommendations from the NCSC, the Court will identify an optimal operational plan for the system. Once that plan has been provided, DCPD will continue the partnership with OCJ to create a Courts Strategic Facilities Plan.

ADA ASSESSMENTS AND UPGRADES

For FY2024, DCPD will continue conducting full accessibility assessments of all Public Safety facilities. These will eventually include "wrap-around" evaluations of both the DOC campus and the outlying courthouses, (the entire 11 million gross square feet Public Safety portfolio) to supplement prior evaluations and update the partial barriers report issued by the Department of Justice in 2015. Some of these assessments began in FY2023 and will collectively yield designs for accessibility upgrades to all Public Safety facilities. It is expected that AE firms for these assessments will have completed most of contracting in FY2023. Designs will be completed and implementation of additional accessibility upgrades will begin in FY2024 and continue into construction. This will occur in a phased approach coordinated with the judiciary and the Sheriff over the next few years. In FY2024, DCPD will also continue construction of a new fully accessible courtroom at the Skokie courthouse, which is the first pilot courtroom upgrade.

COURTROOM TECHNOLOGY UPGRADES

Working with OCJ and the other court stakeholders, DCPD engaged a consultant team in FY2023, to begin in FY2024 to evaluate the audio-visual and information technology (AV/IT) needs for the courts system. The consultant will continue the department's work with the court stakeholders to program, plan, design and specify the system, infrastructure, and technology needs to expand accessibility in all aspects of courts proceedings. This will help respond to changes to the digital visual environment and to enhance the extent to which digital tools can support judicial proceedings. It is expected that the system upgrades will be implemented across the entire system in a phased multi-year construction program. One goal for this program is to establish a new benchmark for technology integration in courtrooms.

COURTHOUSE SECURITY ENHANCEMENTS

In partnership with the Cook County Department of Emergency Management and Regional Security, supported by a U.S. Department of Homeland Security UASI grant, a full-spectrum assessment was conducted of security needs in FY2019 at ten County courthouses including all six district courthouses, Leighton Criminal Courts Building, Domestic Violence Courthouse, Juvenile Center and the County-owned Branch Courthouse at 111th Street. This provided a consistent and prioritized system of renovations to deter various site-specific potential threats to the safety of the public and staff who occupy these high-profile public buildings. The assessments include detailed recommendations for the hardening of those facilities, along with preliminary costs. Because of the pandemic and other work impacting courts facilities' operations, implementation was delayed. Implementation of the first phase of such measures will consist of translating the recommendations into architectural/engineering bid documents. This began in late FY2023, with construction starts projected in FY2024. As with the elevators and ADA programs, construction is to be phased, coordinated with OCJ's and the CCSO's needs, and the program is expected to continue through FY2027.

DOC CAMPUS MECHANICAL/ELECTRICAL/PLUMBING SYSTEMS REPLACEMENTS

Many of the core building systems on the DOC campus are reaching the end of the asset lifecycle and need to be significantly renovated or replaced. For FY2024, the department is starting the larger mechanical-electrical-plumbing project at the DOC Campus involving over 30 buildings and support tunnels. The contract for architectural/engineering (AE) services for this larger work was finalized in FY2022. The firm has drafted comprehensive assessments and will be developing design drawings of the design improvements for implementation starting in FY2024, with the construction of larger work scheduled to start in FY2024. It is expected that the designed upgrades will yield substantial and sustained energy cost savings to the taxpayers across a campus that is currently the largest consumer of electricity and gas in the County's entire asset portfolio.

COUNTYWIDE CAPITAL PROJECTS FOR FY2024



New Energy Efficient Chillers at the Institute of Forensic Medicine



New Cooling Towers at DOC Powerhouse Medicine

The Countywide Capital Projects Program comprehensively targets the needs of various facilities with similar systems, across all three portfolios. These Countywide programs increase efficiency by packaging similar projects together for cost effective procurement and project delivery. Properties are assessed regularly for the need to replace or upgrade building systems such as HVAC, elevators, roofs, fire and life safety systems, and telecommunications.

ELEVATOR UPGRADES

A larger Countywide Elevator Upgrades program, across all portfolios, has been developed via a cooperative competitive purchasing (“piggyback”) contract, with assessment design work to be executed in FY2024. The majority of elevators to be upgraded through this program are in Public Safety facilities. Once the designs (consistent across the entire system) have been completed, the department intends to issue multiple bid pages to implement upgrades for 150 elevators and escalators. To ensure adequate continuity of operations, the project is targeted to be executed in phases and in multiple procurement packages over a five-year period. The bid packages will be released to market at different times and will be executed with the extensive collaboration with the DOC Campus and Courts user groups (e.g., CCSO, DFM, OCJ, and CCH).

FIRE & LIFE SAFETY SYSTEM UPGRADES

Fire & Life Safety Systems are critical to the well-being of employees and visitors of all County facilities. Throughout the portfolio, the County has a variety of Life Safety Systems that need replacement, renovation, or upgrades. A multi-year, Countywide program is ongoing to assess and address these core building systems.

ROOF REPLACEMENTS & COUNTYWIDE SOLAR

70% of the overall County portfolio consists of facilities built before 1970. The requirement for new roofs and significant replacements is a critical need for many buildings. In FY2017, a professional roofing consultant was engaged to inspect and prioritize County facilities' roof replacements. Construction began in FY2018 and the multi-year program is ongoing in FY2023. A review was conducted for roofing systems to appropriately marry the existing and new systems, maximizing its useful life and energy efficiency. In association with the President's Carbon Neutral Initiative and utilizing LEED principles, BAM is utilizing roofing systems that reduce the heat island effect and provide increased life expectancy.

With the Carbon Neutral initiative, photovoltaic systems will become an important part of the overall strategy to be carbon neutral. Since expected roof life and solar life expectancy are very similar, it is prudent to align both projects to maximize environmental and operational benefits. BAM will train and use in-house trades to install solar systems on new roofs.

DEPARTMENT OF CAPITAL PLANNING & POLICY

ACCOMPLISHMENTS FOR FY2023

In FY2023, DCPD completed many projects in all three portfolios. DCPD staff has been augmented by a pre-qualified pool of professional consultants, a Job Order Contracting program, increased capital project support by DFM forces and cloud-based project management software. These additional resources have allowed the delivery of more projects on time and within budget during the fiscal year. The following are projects completed in FY2023:

CORPORATE PORTFOLIO

- County Building – 5th Floor ADA Renovation Design Completed and Construction Commencement
- County Building – 10th Floor Temporary Relocation of President and Commissioner Offices
- County Building – 4th Floor Real Estate and Tax Services Renovations
- County Building – HVAC VFD Energy Efficiency Upgrades
- County Building – Elevator Modernization and Keycard Upgrades
- Rockwell Warehouse – Life Safety Fire Alarm Upgrades (including full demolition of previous system)
- Dunne Building – Multiple County Office Renovations
- Dunne Building – Multiple ADA Upgrade Improvements
- Dunne Building – Life Safety and Security enhancements
- Dunne Building – Multiple tenant buildouts for the State of Illinois
- Dunne Building – Critical BOT Hub UPS replacement
- Dunne Building – Replacement of Building Automation System
- Dunne Building – Multiple Mechanical and Electrical Systems Upgrades

HEALTH AND HOSPITALS PORTFOLIO



Harrison Square Interior Buildout

- Provident – DX Cooling Add-On System for HVAC
- Provident – Replace Ejector Pumps
- Provident – Sengstacke Clinic Demolition
- Provident Renal Dialysis RTU Replacement
- Facility Environmental Assessments
- Provident Elevator Modernization
- John H. Stroger Construction Manager at Risk Onboard
- John H. Stroger Medical Gas System Upgrades (Phase 1)
- Stroger Hospital Interior Door and Hardware Program

PUBLIC SAFETY PORTFOLIO



New Emergency Order of Protection hearing room at DVC

- DOC Campus Roof Replacements
- DOC Campus Mechanical/Electrical/Plumbing Systemwide Assessment
- DOC Parking Garage LED Upgrades
- Outlying Courthouse Roof Replacements
- Maywood Courthouse Window and Gutter Replacement
- Maywood Courthouse Ceiling Tile Replacement
- Maywood Administrative Hearing Room Interior Renovation
- Maywood Cook County Sheriff's Office - Gun Range Fire Suppression System
- Maywood Whitcomb and Jefferson Energy Efficiency Upgrades
- Skokie Courthouse - Courtroom Ceiling Replacement
- Criminal Court Building - Main Holding Area ADA Improvements

- Criminal Court Building – DX Unit Replacement Phase II
- Domestic Violence Courthouse EOP Hearing Room
- RJ Stein – LED Lighting Replacement
- RJ Stein – Ventilation System Improvements
- RJ Stein – Interior Renovation and Ceiling Tile Replacement
- RJ Stein – Autopsy Suite and Freezer Renovation
- Office of the Chief Judge – Social Services Office Space Renovation
- Fire Alarm Upgrades at Division XI and Markham Courthouse
- Juvenile Temporary Detention Center Bathroom and Shower Renovations
- Juvenile Temporary Detention Center – Hot Water Storage Tank Replacement
- Juvenile Temporary Detention Center – LED Lighting Upgrade
- Juvenile Temporary Detention Center – Fire Grade Door Replacement
- Juvenile Temporary Detention Center – DCFS Office Interior Renovation
- Division VIII – New Pole Barn and Lift Station Installation
- Cook County Assistance Center Renovation
- Countywide DOC Camera Replacement Phase II
- Countywide Courthouse Point of Use Drinking Water System Installation
- Boot Camp HVAC Upgrades – Buildings 3, 5, 7 and 9
- DOC South Campus Heating System Replacement
- DOC Powerhouse – Cooling Tower Replacement
- DOC Powerhouse – Chiller Replacement
- Oak Forest Campus – Boiler Installation

CAPITAL IMPROVEMENT PROJECTS

ANNUAL APPROPRIATION BILL VOLUME 1

CIP Project Type/Portfolio/Facility CIP	Prioritized Spending 2024 - 2033	Annual Capital Investment 2024	Annual Capital Investment 2025	Annual Capital Investment 2026	Annual Capital Investment 2027	Annual Capital Investment 2028	Annual Capital Investment 2029 - 2033
CIP Total Spending	1,707,760,732	238,643,056	313,827,833	497,452,894	495,724,000	122,362,949	39,750,000
Corporate	527,455,176	63,060,247	136,812,833	112,308,096	122,324,000	70,200,000	22,750,000
Energy/Department Initiatives	145,932,500	3,567,500	30,415,000	46,950,000	45,000,000	20,000,000	-
CCHD Maintenance Fac. Dist. 1 - Site (2325 N. Meacham Rd.)	54,060,000	60,000	4,000,000	25,000,000	25,000,000	-	-
District 1 Maintenance New Location	54,060,000	60,000	4,000,000	25,000,000	25,000,000	-	-
CCHD Maintenance Fac. Dist. 4 - Site (8900 W. 135th St.)	155,000	15,000	140,000	-	-	-	-
Dist #4- Unit Heater Overrides at Orland Park	155,000	15,000	140,000	-	-	-	-
Cicero Records Center	720,000	320,000	400,000	-	-	-	-
Countywide warehouses planning	400,000	200,000	200,000	-	-	-	-
2380 Energy Efficiency Analysis and Implementation	100,000	100,000	-	-	-	-	-
Cicero Records Center- EV Charging Station	220,000	20,000	200,000	-	-	-	-
County-Wide Corporate Facilities	420,000	120,000	300,000	-	-	-	-
831 Countywide Historic Preservation & Public Art Planning	20,000	20,000	-	-	-	-	-
Countywide CF - Toilet Room Upgrades	400,000	100,000	300,000	-	-	-	-
Rockwell Warehouse	6,570,000	320,000	4,300,000	1,950,000	-	-	-
Rockwell 6th Floor Renovation of Electronic Monitoring Office	1,500,000	50,000	750,000	700,000	-	-	-
Rockwell Office HVAC upgrade	1,100,000	100,000	1,000,000	-	-	-	-
Rockwell Electrical Supply	1,320,000	120,000	1,200,000	-	-	-	-
Rockwell- Energy Efficiency Upgrades	2,650,000	50,000	1,350,000	1,250,000	-	-	-
George W. Dunne Admin. Building- Main (69 W. Washington St.)	81,275,000	1,275,000	20,000,000	20,000,000	20,000,000	20,000,000	-
69WW Window Replacement	81,100,000	1,100,000	20,000,000	20,000,000	20,000,000	20,000,000	-
Dunne Fac Condition Assessment	75,000	75,000	-	-	-	-	-
Dunne Conference Center AV Upgrade	100,000	100,000	-	-	-	-	-
County Building (118 N. Clark St.)	1,327,500	1,327,500	-	-	-	-	-
669 Green Buildings Program	620,000	620,000	-	-	-	-	-
2352 Smart Water Meters	37,500	37,500	-	-	-	-	-
2367 EV Charging stations	500,000	500,000	-	-	-	-	-
County Bldg Elevator Lighting and Ceiling Upg	170,000	170,000	-	-	-	-	-
CCHD Maintenance Fac. Dist. 5 - Site (13600 S. Ashland Ave.)	1,405,000	130,000	1,275,000	-	-	-	-
Dist #5- Decarbonization at Riverdale	1,320,000	120,000	1,200,000	-	-	-	-
Dist #5- Controls on Unit Heaters at Riverdale HMF	85,000	10,000	75,000	-	-	-	-
Life Safety/ADA/Security	25,196,000	2,196,000	12,500,000	5,500,000	5,000,000	-	-
Cicero Records Center	200,000	200,000	-	-	-	-	-
Intercom system Installation	200,000	200,000	-	-	-	-	-
County-Wide Corporate Facilities	11,020,000	20,000	500,000	5,500,000	5,000,000	-	-
Countywide CF ADA Improvements (21178)	11,020,000	20,000	500,000	5,500,000	5,000,000	-	-
George W. Dunne Admin. Building- Main (69 W. Washington St.)	13,956,000	1,956,000	12,000,000	-	-	-	-
Dunne Fire Cabinet Valves	75,000	75,000	-	-	-	-	-
Dunne Life Safety AEDs	70,000	70,000	-	-	-	-	-
Dunne Lobby Fire Communication Panel	350,000	350,000	-	-	-	-	-
Dunne Security Camera Upgrades	90,000	90,000	-	-	-	-	-
Dunne Building ADA Ramping 23rd Floor	75,000	75,000	-	-	-	-	-
BED ADA Compliant Bathroom Renovations	350,000	350,000	-	-	-	-	-
Dunne ADA Restrooms and Riser Renovation	12,946,000	946,000	12,000,000	-	-	-	-
County Building (118 N. Clark St.)	20,000	20,000	-	-	-	-	-
Security system planning and design for County Building	20,000	20,000	-	-	-	-	-
Redevelopment/Demolition	300,482,000	33,199,000	71,889,000	51,120,000	71,324,000	50,200,000	22,750,000
CCHD Maintenance Fac. Dist. 4 - Site (8900 W. 135th St.)	670,000	60,000	610,000	-	-	-	-
Dist #4 Salt Dome Snow Fighter Loading Area Improvements	670,000	60,000	610,000	-	-	-	-
Cicero Records Center	420,000	20,000	400,000	-	-	-	-
Cicero Power Re-distribution	420,000	20,000	400,000	-	-	-	-
County-Wide Corporate Facilities	51,400,000	1,150,000	5,300,000	500,000	5,500,000	20,200,000	18,750,000
Renovation county-owned properties to increase value prior to redevelopment or sale	1,400,000	1,100,000	300,000	-	-	-	-
2302 New Sheriff's Office Training Academy	50,000,000	50,000	5,000,000	500,000	5,500,000	20,200,000	18,750,000
Des Plaines TB Clinic	305,000	30,000	275,000	-	-	-	-
Des Plaines TB Clinic Renovation	305,000	30,000	275,000	-	-	-	-
Oak Forest Campus (OFC) Site	43,220,000	580,000	13,890,000	11,250,000	17,500,000	-	-

CAPITAL IMPROVEMENT PROJECTS

CIP Project Type/Portfolio/Facility CIP	Prioritized Spending 2024 - 2033	Annual Capital Investment 2024	Annual Capital Investment 2025	Annual Capital Investment 2026	Annual Capital Investment 2027	Annual Capital Investment 2028	Annual Capital Investment 2029 - 2033
New EMRS Facility	27,520,000	20,000	1,750,000	8,250,000	17,500,000	-	-
578 Oak Forest--Long-Term Plan	550,000	410,000	140,000	-	-	-	-
Oak Forest DEMRS Consolidation Building	15,150,000	150,000	12,000,000	3,000,000	-	-	-
Rockwell Warehouse	692,000	692,000	-	-	-	-	-
844 Renovation of Rockwell Warehouse	250,000	250,000	-	-	-	-	-
Rockwell Lighting and Ventilation Phase II	322,000	322,000	-	-	-	-	-
Renovation of Rockwell Warehouse - Solar Panels	20,000	20,000	-	-	-	-	-
Rockwell Salvage Storage Floor Replacement	100,000	100,000	-	-	-	-	-
George W. Dunne Admin. Building- Main (69 W. Washington St.)	29,045,000	5,245,000	18,050,000	5,750,000	-	-	-
514 69 West Consolidations	1,500,000	1,500,000	-	-	-	-	-
Restack 27th and 30th floors	11,500,000	1,500,000	6,750,000	3,250,000	-	-	-
Dunne Building OPD Buildout Flrs 16 and 17	820,000	820,000	-	-	-	-	-
Dunne Exterior Canopy Renovation	9,800,000	1,000,000	8,800,000	-	-	-	-
OCA-Office Expansion	200,000	200,000	-	-	-	-	-
69 W. Washington - Mini EOC	5,000,000	-	2,500,000	2,500,000	-	-	-
JAC Teams Room	60,000	60,000	-	-	-	-	-
69W IL VA Tenant Space Buildout	30,000	30,000	-	-	-	-	-
Dunne DHRE 11th Fl Renovation	135,000	135,000	-	-	-	-	-
County Building (118 N. Clark St.)	173,860,000	25,342,000	32,574,000	33,620,000	48,324,000	30,000,000	4,000,000
712 County Building 11th Floor Renovation and Department Consolidation	43,540,000	2,560,000	8,116,000	20,540,000	12,324,000	-	-
County Building 6th & 8th floor Restacking	43,800,000	72,000	3,728,000	10,000,000	20,000,000	10,000,000	-
County Building 3rd & 9th floor Restacking	43,800,000	20,000	700,000	3,080,000	16,000,000	20,000,000	4,000,000
Marriage Court renovation	380,000	50,000	330,000	-	-	-	-
2141 CB Space Allocation Cook County Historic Arhives and Records Office	20,000	20,000	-	-	-	-	-
County Bldg Restack Flrs 1, 2, 5 CMAR	42,200,000	22,500,000	19,700,000	-	-	-	-
County Building - HR 8th Floor Expansion	120,000	120,000	-	-	-	-	-
CCHD Maintenance Fac. Dist. 5 - Site (13600 S. Ashland Ave.)	870,000	80,000	790,000	-	-	-	-
Dist #5 Salt Dome Snow Fighter Loading Area Improvements	870,000	80,000	790,000	-	-	-	-
Cap Renew/ Deferred Maintenance	55,844,676	24,097,747	22,008,833	8,738,096	1,000,000	-	-
CCHD Maintenance Fac. Dist. 4 - Site (8900 W. 135th St.)	2,325,000	1,783,000	542,000	-	-	-	-
District #4 Roof Replacement Bldgs A, B, C	1,460,000	1,168,000	292,000	-	-	-	-
District #4 Masonry Tuckpointing	585,000	585,000	-	-	-	-	-
Dist #4- Storm Drain and Triple Basin Structure Rebuild	165,000	15,000	150,000	-	-	-	-
Dist #4- Maintenance Replace Roof Top Units (RTU) 1 and 2	115,000	15,000	100,000	-	-	-	-
Cicero Records Center	2,000,000	200,000	1,800,000	-	-	-	-
Cicero Records Center Envelope Upgrades	20,000	20,000	-	-	-	-	-
Cicero Records Center Emergency Generator / Secondary Power Source	880,000	80,000	800,000	-	-	-	-
Cicero AHU Replacement	1,100,000	100,000	1,000,000	-	-	-	-
County-Wide Corporate Facilities	23,193,676	10,682,947	7,447,633	5,063,096	-	-	-
550 Countywide CF CM Services	19,742,199	7,231,470	7,447,633	5,063,096	-	-	-
Countywide Legal Services for Capital Assets	20,000	20,000	-	-	-	-	-
ARPA NT096 Construction	2,631,477	2,631,477	-	-	-	-	-
DFM Capital Projects	800,000	800,000	-	-	-	-	-
Oak Forest Campus (OFC) Site	1,670,000	545,000	1,125,000	-	-	-	-
Oak Forest MDF Relocation	1,650,000	525,000	1,125,000	-	-	-	-
CSFN Fiber Expansion	20,000	20,000	-	-	-	-	-
Rockwell Warehouse	6,035,000	3,050,000	2,985,000	-	-	-	-
Renovate Rockwell Warehouse Envelope, Concrete Flooring, SAO Rockwell Warehouse Intake Remodel	5,250,000	2,625,000	2,625,000	-	-	-	-
George W. Dunne Admin. Building- Main (69 W. Washington St.)	4,256,000	3,531,000	550,000	175,000	-	-	-
504 Restrooms Upgrades	1,000,000	1,000,000	-	-	-	-	-
69 WW Ped-way Floor Replacement	405,000	405,000	-	-	-	-	-
69WW Motor Control Center	97,000	97,000	-	-	-	-	-
Dunne Steam Coil Replacement 1st of 3 years	525,000	175,000	175,000	175,000	-	-	-
Dunne Steam Heat Exchangers 2nd of 3 Yrs	750,000	375,000	375,000	-	-	-	-
Dunne Heating System Actuators	375,000	375,000	-	-	-	-	-
Dunne Fan System Controller	275,000	275,000	-	-	-	-	-

CAPITAL IMPROVEMENT PROJECTS

ANNUAL APPROPRIATION BILL VOLUME 1

CIP Project Type/Portfolio/Facility CIP	Prioritized Spending 2024 - 2033	Annual Capital Investment 2024	Annual Capital Investment 2025	Annual Capital Investment 2026	Annual Capital Investment 2027	Annual Capital Investment 2028	Annual Capital Investment 2029 - 2033
Dunne Cooling Tower Steel Structure/Steps Replacement	200,000	200,000	-	-	-	-	-
Dunne 24th floor Telephone Switch Room A/C	100,000	100,000	-	-	-	-	-
847 CAO Cable Studio Capital Improvements	529,000	529,000	-	-	-	-	-
County Building (118 N. Clark St.)	13,374,000	2,254,000	6,620,000	3,500,000	1,000,000	-	-
County Building Recorder of Deeds:CCL Leakage (21175)	7,300,000	1,400,000	1,400,000	3,500,000	1,000,000	-	-
County Building 10th Flr Carpet	100,000	100,000	-	-	-	-	-
County Building- Mechanical Work	990,000	90,000	900,000	-	-	-	-
County Building- BAS	2,650,000	150,000	2,500,000	-	-	-	-
JTRC Fiber Construction	399,000	399,000	-	-	-	-	-
County Building- Power Remediation	1,800,000	100,000	1,700,000	-	-	-	-
County Building- Replace Shone ejectors	135,000	15,000	120,000	-	-	-	-
CCHD Maintenance Fac. Dist. 5 - Site (13600 S. Ashland Ave.)	2,936,000	2,036,800	899,200	-	-	-	-
District 5 Roof & Exhaust Fan Replacement	2,496,000	1,996,800	499,200	-	-	-	-
District 5 Maintenance Facility Concrete Floor Replacement	440,000	40,000	400,000	-	-	-	-
CCHD Maintenance Fac. Dist. 2 - Bldg A (9801 Ballard Rd.)	55,000	15,000	40,000	-	-	-	-
Dist #2- Replace RTU (Roof Top Unit) 1	55,000	15,000	40,000	-	-	-	-
Health and Hospitals	953,221,566	81,418,617	157,140,000	337,100,000	313,400,000	47,162,949	17,000,000
Energy/Department Initiatives	88,390,000	4,440,000	6,300,000	33,650,000	40,500,000	3,500,000	-
Blue Island Regional Outpatient Center	10,000	10,000	-	-	-	-	-
Blue Island Smart Water Meters	10,000	10,000	-	-	-	-	-
Cottage Grove Medical Center	10,000	10,000	-	-	-	-	-
Cottage Grove Smart Water Meters	10,000	10,000	-	-	-	-	-
Dr. Jorge Prieto Health Center	10,000	10,000	-	-	-	-	-
Prieto Smart Water Meters	10,000	10,000	-	-	-	-	-
Edward Piszczek TB Clinic	10,000	10,000	-	-	-	-	-
Piszczek Smart Water Meters	10,000	10,000	-	-	-	-	-
Englewood Health Center	50,000	50,000	-	-	-	-	-
Englewood Smart Water Meters	50,000	50,000	-	-	-	-	-
John H. Stroger Jr. Hospital	3,725,000	725,000	2,000,000	1,000,000	-	-	-
Stroger Smart Water Meters	25,000	25,000	-	-	-	-	-
Stroger MRI Center Expansion	3,400,000	400,000	2,000,000	1,000,000	-	-	-
Stroger Bio Trash Compactor	300,000	300,000	-	-	-	-	-
Provident Hospital	1,260,000	760,000	500,000	-	-	-	-
Provident Hospital Smart Water Meters	10,000	10,000	-	-	-	-	-
Provident Bio Tech Trash Compactor	300,000	300,000	-	-	-	-	-
BHC Critical Stabilization Unit	850,000	350,000	500,000	-	-	-	-
Provident Bicycle Rack Storage System	100,000	100,000	-	-	-	-	-
Robbins Health Center	10,000	10,000	-	-	-	-	-
Robbins Smart Water Meters	10,000	10,000	-	-	-	-	-
Ruth M. Rothstein Core Center	10,000	10,000	-	-	-	-	-
CORE Smart Water Meters	10,000	10,000	-	-	-	-	-
The Professional Building (Central Campus Health Center)	30,000	30,000	-	-	-	-	-
ProfBldg Smart Water Meters	30,000	30,000	-	-	-	-	-
Stroger Campus Site	3,665,000	2,165,000	1,000,000	500,000	-	-	-
Healthcare Services Long-Term Plan_	3,500,000	2,000,000	1,000,000	500,000	-	-	-
Stroger Hazardous Materials Building	50,000	50,000	-	-	-	-	-
Stroger Bicycle Rack Storage System	115,000	115,000	-	-	-	-	-
Arlington Heights	18,525,000	25,000	750,000	10,000,000	7,750,000	-	-
Outpatient Imaging Center at Arlington Heights	18,525,000	25,000	750,000	10,000,000	7,750,000	-	-
CCDPH Administration	41,850,000	350,000	1,000,000	12,000,000	25,000,000	3,500,000	-
CCDPH Long-Term Plan	41,850,000	350,000	1,000,000	12,000,000	25,000,000	3,500,000	-
Belmont Cragin	19,225,000	275,000	1,050,000	10,150,000	7,750,000	-	-
Outpatient Imaging Center at Belmont	18,525,000	25,000	750,000	10,000,000	7,750,000	-	-
Solar at Belmont Cragin	500,000	200,000	150,000	150,000	-	-	-
EV Station at Belmont Cragin	200,000	50,000	150,000	-	-	-	-
Life Safety/ADA/Security	11,227,000	5,577,000	3,250,000	1,400,000	1,000,000	-	-

CAPITAL IMPROVEMENT PROJECTS

CIP Project Type/Portfolio/Facility CIP	Prioritized Spending 2024 - 2033	Annual Capital Investment 2024	Annual Capital Investment 2025	Annual Capital Investment 2026	Annual Capital Investment 2027	Annual Capital Investment 2028	Annual Capital Investment 2029 - 2033
Cottage Grove Medical Center	150,000	50,000	100,000	-	-	-	-
Purchase & Installation of New Entry doors for the site lobby and two back doors at Cottage Grove	150,000	50,000	100,000	-	-	-	-
Englewood Health Center	55,000	55,000	-	-	-	-	-
Purchase and Installation of Security Camera System at Englewood	55,000	55,000	-	-	-	-	-
John H. Stroger Jr. Hospital	7,057,000	2,857,000	1,800,000	1,400,000	1,000,000	-	-
569 JHS Interior Signage / Life Safety	2,679,000	1,479,000	800,000	400,000	-	-	-
JHS Overhead Paging System & Nurse Call System Replacement (JOC)	4,378,000	1,378,000	1,000,000	1,000,000	1,000,000	-	-
Robbins Health Center	265,000	165,000	100,000	-	-	-	-
Robbins Health Purchase & Installation of New Entry doors	265,000	165,000	100,000	-	-	-	-
The Professional Building (Central Campus Health Center)	2,650,000	2,150,000	500,000	-	-	-	-
Prof Bldg--Expansion of Vestibule/Replacement of Internal Entrance Doors	1,150,000	650,000	500,000	-	-	-	-
Professional Building Expansion of Vestibule/Replacement of Internal Entrance Doors Construction	1,500,000	1,500,000	-	-	-	-	-
John H. Stroger Jr. Hospital	1,050,000	300,000	750,000	-	-	-	-
JHS ED Expansion and Upgrades	1,050,000	300,000	750,000	-	-	-	-
Redevelopment/Demolition	601,089,828	29,351,879	89,575,000	206,750,000	235,250,000	33,162,949	7,000,000
CCHHS Administration Building	20,992,150	3,992,150	7,000,000	10,000,000	-	-	-
Polk Decommissioning Project (B&G Relocation)	1,692,150	1,692,150	-	-	-	-	-
Polk Building Demolition	19,300,000	2,300,000	7,000,000	10,000,000	-	-	-
Cottage Grove Medical Center	11,525,000	25,000	1,500,000	9,750,000	250,000	-	-
Cottage Grove Health Center	11,525,000	25,000	1,500,000	9,750,000	250,000	-	-
Dr. Jorge Prieto Health Center	86,025,000	25,000	750,000	10,000,000	75,250,000	-	-
New Prieto Health Center	86,025,000	25,000	750,000	10,000,000	75,250,000	-	-
Durand Building	2,575,000	325,000	1,750,000	500,000	-	-	-
Demolition of Durand	2,575,000	325,000	1,750,000	500,000	-	-	-
Edward Piszczek TB Clinic	4,525,000	25,000	500,000	3,000,000	1,000,000	-	-
555 Forest Park--Facility Modernization	4,525,000	25,000	500,000	3,000,000	1,000,000	-	-
Englewood Health Center	18,525,000	25,000	750,000	10,000,000	7,750,000	-	-
New Englewood Health Center	18,525,000	25,000	750,000	10,000,000	7,750,000	-	-
Hektoen Building	2,575,000	325,000	1,750,000	500,000	-	-	-
Demolition of Hektoen	525,000	275,000	250,000	-	-	-	-
Hektoen Demolition	2,050,000	50,000	1,500,000	500,000	-	-	-
John H. Stroger Jr. Hospital	38,475,000	4,225,000	25,500,000	8,750,000	-	-	-
JHS Lab Frozen Section Extension	5,650,000	400,000	4,500,000	750,000	-	-	-
JHS Negative Pressure Rooms	17,200,000	200,000	17,000,000	-	-	-	-
Relocation of Mail order pharmacy	5,000,000	3,000,000	1,500,000	500,000	-	-	-
JHS Cardiology/Cath Lab	3,300,000	300,000	500,000	2,500,000	-	-	-
JHS Hybrid/Robotic OR Upgrades	7,325,000	325,000	2,000,000	5,000,000	-	-	-
Oak Forest Campus (OFC) Site	47,962,949	15,800,000	16,000,000	9,000,000	4,000,000	3,162,949	-
946 OFC - Major Site Demolition (A/E)	4,000,000	1,000,000	1,000,000	1,000,000	1,000,000	-	-
OFC - Major Site Demolition (CMAR)	31,162,949	2,000,000	15,000,000	8,000,000	3,000,000	3,162,949	-
OF Major Site Demolition (CMAR)	12,800,000	12,800,000	-	-	-	-	-
Provident Hospital	319,525,000	2,275,000	21,750,000	129,250,000	134,250,000	25,000,000	7,000,000
Behavioral Health Center Renovation/Replacement Project_	10,300,000	800,000	8,000,000	1,500,000	-	-	-
Provident Hospital Replacement Project	284,750,000	750,000	12,000,000	115,000,000	125,000,000	25,000,000	7,000,000
GI Suites at Provident	1,000,000	250,000	500,000	250,000	-	-	-
Women's Pavilion at Provident	18,525,000	25,000	750,000	10,000,000	7,750,000	-	-
Renovation of Sterile Processing Department	4,950,000	450,000	500,000	2,500,000	1,500,000	-	-
Robbins Health Center	18,525,000	25,000	750,000	10,000,000	7,750,000	-	-
New Robbins Health Center	18,525,000	25,000	750,000	10,000,000	7,750,000	-	-
Ruth M. Rothstein Core Center	5,375,000	1,050,000	4,325,000	-	-	-	-
Ruth M. Rothstein Core Center	5,375,000	1,050,000	4,325,000	-	-	-	-
The Professional Building (Central Campus Health Center)	1,230,000	480,000	750,000	-	-	-	-
PB 9th Floor Reconfiguration	1,230,000	480,000	750,000	-	-	-	-
John Sengstacke Clinic	50,000	50,000	-	-	-	-	-
John Sengstacke Clinic Demolition (JOC)	50,000	50,000	-	-	-	-	-
Old Cook County - Market Rate Redevelopment	700,000	200,000	500,000	-	-	-	-
Harrison Square Space Buildout	700,000	200,000	500,000	-	-	-	-

CAPITAL IMPROVEMENT PROJECTS

ANNUAL APPROPRIATION BILL VOLUME 1

CIP Project Type/Portfolio/Facility CIP	Prioritized Spending 2024 - 2033	Annual Capital Investment 2024	Annual Capital Investment 2025	Annual Capital Investment 2026	Annual Capital Investment 2027	Annual Capital Investment 2028	Annual Capital Investment 2029 - 2033
John H. Stroger Jr. Hospital	2,100,000	100,000	1,000,000	1,000,000	-	-	-
ICU Waiting Room Redesign	2,100,000	100,000	1,000,000	1,000,000	-	-	-
Sheriff's Warrant Division (937 N. Wood St.)	20,250,000	250,000	5,000,000	5,000,000	5,000,000	5,000,000	-
Ambulatory Clinic Co-location	20,250,000	250,000	5,000,000	5,000,000	5,000,000	5,000,000	-
Harvey TB Clinic	154,729	154,729	-	-	-	-	-
Cook County Assistance Center Renovation	154,729	154,729	-	-	-	-	-
Cap Renew/ Deferred Maintenance	252,514,738	42,049,738	58,015,000	95,300,000	36,650,000	10,500,000	10,000,000
Blue Island Regional Outpatient Center	1,015,000	765,000	250,000	-	-	-	-
Blue Island Flooring/Loading Zone Improvements	500,000	500,000	-	-	-	-	-
Blue Island Perimeter Heating	515,000	265,000	250,000	-	-	-	-
Cottage Grove Medical Center	175,000	175,000	-	-	-	-	-
Replacement of existing hot water boiler with new high efficiency boiler at Cottage Grove	175,000	175,000	-	-	-	-	-
Dr. Jorge Prieto Health Center	620,000	320,000	300,000	-	-	-	-
561 Prieto Clinic-Site and Envelope Renovations	250,000	100,000	150,000	-	-	-	-
Prieto BAS Upgrades	370,000	220,000	150,000	-	-	-	-
JHS Campus Power Plant	37,635,000	4,135,000	8,300,000	10,500,000	11,700,000	3,000,000	-
JHS Repl Three Clean Steam Generators	350,000	350,000	-	-	-	-	-
JHS BAS Replacement	12,850,000	100,000	750,000	3,500,000	5,500,000	3,000,000	-
JHS Replace RO System	600,000	50,000	550,000	-	-	-	-
JHS Powerhouse MEP Upgrades	23,325,000	3,125,000	7,000,000	7,000,000	6,200,000	-	-
Stroger Four Domestic Hot Water Tanks	280,000	280,000	-	-	-	-	-
Power House R.O. System Upgrade	230,000	230,000	-	-	-	-	-
John H. Stroger Jr. Hospital	59,300,000	12,900,000	16,100,000	15,800,000	8,500,000	1,000,000	5,000,000
565 JHS Interior LED Lighting Replacement Phase I	6,100,000	1,500,000	2,000,000	2,000,000	600,000	-	-
JHS Mechanical Systems Capital Renewal/Replacement Projects (21298)	8,550,000	300,000	250,000	1,000,000	1,000,000	1,000,000	5,000,000
JHS Main Loading Dock Modernization	2,850,000	700,000	1,350,000	800,000	-	-	-
JHS Upgrade Medical Gas Sys	1,100,000	800,000	300,000	-	-	-	-
JHS Roof Replacement Design (24071)	12,850,000	4,850,000	4,000,000	4,000,000	-	-	-
JHS Hospital MEP Upgrades	26,800,000	3,700,000	8,200,000	8,000,000	6,900,000	-	-
Stroger Door Vision Kit	350,000	350,000	-	-	-	-	-
Stroger Blind Replacement	250,000	250,000	-	-	-	-	-
Stroger Hospital - Parking Garage Fire Recall/Modernization	450,000	450,000	-	-	-	-	-
John H. Stroger Jr. Parking Structure	5,700,000	2,200,000	1,800,000	1,700,000	-	-	-
559 JHS Parking Garage Upgrade	5,700,000	2,200,000	1,800,000	1,700,000	-	-	-
Logan Square Health Center	495,000	345,000	150,000	-	-	-	-
TB Clinic Logan Sq. - roof units - Barron	495,000	345,000	150,000	-	-	-	-
Oak Forest Campus (OFC) Site	745,000	745,000	-	-	-	-	-
Pump on water system at OFHC	745,000	745,000	-	-	-	-	-
Provident Hospital	63,850,000	5,100,000	6,500,000	45,250,000	1,000,000	1,000,000	5,000,000
Prov Hosp AHU Refurbishing	1,500,000	1,000,000	500,000	-	-	-	-
269 Provident Sewer Replacement	200,000	200,000	-	-	-	-	-
Provident Mechanical Systems Capital Renewal/Replacement Projects	59,500,000	2,500,000	5,000,000	45,000,000	1,000,000	1,000,000	5,000,000
Provident Paging Nurse Call	1,850,000	600,000	1,000,000	250,000	-	-	-
Prov Hosp Ambulance Bay	800,000	800,000	-	-	-	-	-
Provident Hospital Parking Structure	1,050,000	150,000	600,000	300,000	-	-	-
931 Provident - Parking Structure - Capital Renewals	1,050,000	150,000	600,000	300,000	-	-	-
Robbins Health Center	1,000,000	750,000	250,000	-	-	-	-
Robbins Health Center BAS with VAV & Boiler Replacement	1,000,000	750,000	250,000	-	-	-	-
Ruth M. Rothstein Core Center	10,015,000	4,900,000	2,415,000	750,000	1,950,000	-	-
Rothstein CORE Center	10,015,000	4,900,000	2,415,000	750,000	1,950,000	-	-
County-Wide Health and Hospital	28,867,038	6,867,038	5,500,000	5,500,000	5,500,000	5,500,000	-
CM Services for Health and Hospitals Portfolio	27,755,459	5,755,459	5,500,000	5,500,000	5,500,000	5,500,000	-
Behavioral Health ARPA TR011	1,111,579	1,111,579	-	-	-	-	-
John H. Stroger Jr. Hospital	41,922,700	2,672,700	15,750,000	15,500,000	8,000,000	-	-
JHS Fire Sprinkler System Evaluation	9,200,000	200,000	3,000,000	3,000,000	3,000,000	-	-
Stroger Renovation of Sterile Processing Department	11,200,000	700,000	5,000,000	4,500,000	1,000,000	-	-

CAPITAL IMPROVEMENT PROJECTS

CIP Project Type/Portfolio/Facility CIP	Prioritized Spending 2024 - 2033	Annual Capital Investment 2024	Annual Capital Investment 2025	Annual Capital Investment 2026	Annual Capital Investment 2027	Annual Capital Investment 2028	Annual Capital Investment 2029 - 2033
JHS Emergency Entrance and Site Upgrades	2,037,700	537,700	1,000,000	500,000	-	-	-
JHS Façade Inspection & Repair	175,000	75,000	100,000	-	-	-	-
Stroger Hospital Elevator Modernization	5,860,000	860,000	2,000,000	2,000,000	1,000,000	-	-
Stroger Radiology Capital Equipment Installations	9,050,000	50,000	3,000,000	3,000,000	3,000,000	-	-
Power Plant Water Purifying System Upgrade	1,000,000	-	500,000	500,000	-	-	-
Linear Accelerator Installation	1,200,000	50,000	150,000	1,000,000	-	-	-
JHS Fan unit coil and wall restoration	2,200,000	200,000	1,000,000	1,000,000	-	-	-
North Riverside Health Clinic	125,000	25,000	100,000	-	-	-	-
Purchase and Installation of perimeter baseboard heating system at Riverside	125,000	25,000	100,000	-	-	-	-
Public Safety	227,083,990	94,164,192	19,875,000	48,044,798	60,000,000	5,000,000	-
Energy/Department Initiatives	34,141,846	34,141,846	-	-	-	-	-
Circuit Court Branch 23/50	29,998	29,998	-	-	-	-	-
Wi-Fi Court Branch 23/50	29,998	29,998	-	-	-	-	-
Circuit Court Branch 35/38	34,595	34,595	-	-	-	-	-
WiFi Branch Court 35/38	34,595	34,595	-	-	-	-	-
Circuit Court Branch 43/44	32,384	32,384	-	-	-	-	-
Wi-Fi Court Branch 43/44	32,384	32,384	-	-	-	-	-
County-Wide Public Safety Facilities	4,000,000	4,000,000	-	-	-	-	-
CM Services for Public Safety Portfolio	4,000,000	4,000,000	-	-	-	-	-
Criminal Court Admin. Building	1,200,000	1,200,000	-	-	-	-	-
598 Office of the Chief Judge, Social Services Department	1,200,000	1,200,000	-	-	-	-	-
Criminal Courts (26th/California)	400,000	400,000	-	-	-	-	-
Courtroom Technology AV/IT Upgrades	300,000	300,000	-	-	-	-	-
CCB - Touch Screen Installations	50,000	50,000	-	-	-	-	-
Pretrial Conference Room - Leighton	50,000	50,000	-	-	-	-	-
Daley Center	2,721,316	2,721,316	-	-	-	-	-
885 State's Attorney's (SAO) Daley Center Office Reception Remodel	150,000	150,000	-	-	-	-	-
Daley - Courthouse Point of Drinking Water Appliances	138,790	138,790	-	-	-	-	-
Daley Wireless Internet Access (Wifi) Installation	2,032,526	2,032,526	-	-	-	-	-
Replace Dair & Serge Tank Level Gages	100,000	100,000	-	-	-	-	-
Erie City Iron Works Boiler Valve Replacement	200,000	200,000	-	-	-	-	-
Water controls for 19th floor water tanks	100,000	100,000	-	-	-	-	-
DOC Div. II, Dorm I	580,603	580,603	-	-	-	-	-
Hot Water System	580,603	580,603	-	-	-	-	-
DOC Division IX	180,000	180,000	-	-	-	-	-
793 Install Cycling LED Lights in Division IX	150,000	150,000	-	-	-	-	-
Division IX - Water Saving Technology at Cells	30,000	30,000	-	-	-	-	-
DOC Division V	151,721	151,721	-	-	-	-	-
792 Division IV Gym and Division V Renovation.	151,721	151,721	-	-	-	-	-
DOC Division VI	30,000	30,000	-	-	-	-	-
Division VI - Water Saving Technology at Cells	30,000	30,000	-	-	-	-	-
DOC Division X	10,000	10,000	-	-	-	-	-
819 Division 10 energy efficiency upgrades	10,000	10,000	-	-	-	-	-
DOC Division XI	10,000	10,000	-	-	-	-	-
818 Division 11 energy efficiency upgrades	10,000	10,000	-	-	-	-	-
DOC Guard House B / Post 5	100,000	100,000	-	-	-	-	-
DOC Visitor Lobby Expansion - Receiving Post 5	100,000	100,000	-	-	-	-	-
DOC Powerhouse	2,486,900	2,486,900	-	-	-	-	-
635 DOC Powerhouse - Chillers	2,476,900	2,476,900	-	-	-	-	-
Chiller replacement	10,000	10,000	-	-	-	-	-
DOC Site	1,768,864	1,768,864	-	-	-	-	-
799 Community Resource Center CCSO	300,000	300,000	-	-	-	-	-
Pedestrian Traffic Signal at California Avenue	300,000	300,000	-	-	-	-	-
Upgrade to LED lighting on DOC Campus	150,000	150,000	-	-	-	-	-
DOC Campus - Solar installations and native landscaping	100,000	100,000	-	-	-	-	-
2335 DOC Real Time electricity meters	40,000	40,000	-	-	-	-	-
609 DOC - Cermak Hospital - Recreation Yard Improvements	878,864	878,864	-	-	-	-	-

CAPITAL IMPROVEMENT PROJECTS

ANNUAL APPROPRIATION BILL VOLUME 1

CIP Project Type/Portfolio/Facility CIP	Prioritized Spending 2024 - 2033	Annual Capital Investment 2024	Annual Capital Investment 2025	Annual Capital Investment 2026	Annual Capital Investment 2027	Annual Capital Investment 2028	Annual Capital Investment 2029 - 2033
Domestic Violence Courthouse	2,196,767	2,196,767	-	-	-	-	-
812 DVC HVAC Upgrades	1,406,240	1,406,240	-	-	-	-	-
OCJ - Domestic Violence Courthouse Parking Expansion	125,000	125,000	-	-	-	-	-
SAO - Domestic Violence Courthouse Interior Renovation	50,000	50,000	-	-	-	-	-
Domestic Violence - Courthouse Point of Drinking Water Appliances	85,000	85,000	-	-	-	-	-
Domestic Violence Courthouse Wireless Internet Access (Wifi) Installation	120,527	120,527	-	-	-	-	-
Domestic Violence Room 2100 Renovation	310,000	310,000	-	-	-	-	-
Window Film on Domestic Violence Courthouse	100,000	100,000	-	-	-	-	-
Juvenile Temp. Detention Center (East)	450,000	450,000	-	-	-	-	-
JTDC Campus ASHRAE Level II audit implementation	250,000	250,000	-	-	-	-	-
JTDC Dental Office Expansion 3rd Floor	25,000	25,000	-	-	-	-	-
Window Films at JTDC East	150,000	150,000	-	-	-	-	-
Motion sensors at JTDC East	25,000	25,000	-	-	-	-	-
Juvenile West (Courthouse)	410,000	410,000	-	-	-	-	-
JTDC West Space Consolidation Improvements	25,000	25,000	-	-	-	-	-
SAO - Juvenile Courthouse Interior Renovation	50,000	50,000	-	-	-	-	-
JTDC - Courthouse Point of Drinking Water Appliances	160,000	160,000	-	-	-	-	-
JTDC West Window Film	150,000	150,000	-	-	-	-	-
Motion sensors at JTDC	25,000	25,000	-	-	-	-	-
Markham Courthouse (6th Dist.)	3,770,663	3,770,663	-	-	-	-	-
Markham Courthouse - CCAO Space Reallocation	325,000	325,000	-	-	-	-	-
SAO - Markham Courthouse Interior Renovation	50,000	50,000	-	-	-	-	-
Markham - Courthouse Point of Drinking Water Appliances	105,000	105,000	-	-	-	-	-
Markham Wireless Internet Access (Wifi) Installation	31,163	31,163	-	-	-	-	-
Markham - Solar Panel Installation	3,100,000	3,100,000	-	-	-	-	-
Replace centrifugal pumps at Maywood Courthouse	149,500	149,500	-	-	-	-	-
Cooling tower fills	10,000	10,000	-	-	-	-	-
Maywood Courthouse (4th Dist.)	235,000	235,000	-	-	-	-	-
Office of the Chief Judge, Social Services Department - Maywood Office Renovation	200,000	200,000	-	-	-	-	-
552 OCJ - Maywood Courtroom 105 Vestibule Conversion	35,000	35,000	-	-	-	-	-
Robert J. Stein Institute of Forensic Medicine	87,061	87,061	-	-	-	-	-
831 RJ Stein IFM Biosafety Level 4 Autopsy Suite Dock	20,000	20,000	-	-	-	-	-
RJ Stein/IFM Interior Renovations – Metals Lab 261	46,790	46,790	-	-	-	-	-
590 RJStein/IFM--Assessment Implementation	20,271	20,271	-	-	-	-	-
Rolling Meadows Courthouse (3rd Dist.)	192,696	192,696	-	-	-	-	-
Rolling Meadows Wireless Internet Access (Wifi) Installation	192,696	192,696	-	-	-	-	-
Skokie Courthouse (2nd Dist.)	7,330,000	7,330,000	-	-	-	-	-
849 Skokie Envelope Project	2,000,000	2,000,000	-	-	-	-	-
807 Remodel of waiting area of PD space at Skokie Courthouse	10,000	10,000	-	-	-	-	-
Skokie Courthouse -Solar installations and native landscaping	5,100,000	5,100,000	-	-	-	-	-
Skokie - Courthouse Point of Drinking Water Appliances	60,000	60,000	-	-	-	-	-
Skokie Wireless Internet Access (Wifi) Installation	10,000	10,000	-	-	-	-	-
Boiler replacement - Skokie	150,000	150,000	-	-	-	-	-
Criminal Court Admin. Building	273,278	273,278	-	-	-	-	-
CCAB - Corridor and Stairwell LED and Lighting Controls Upgrades	173,278	173,278	-	-	-	-	-
SAO Victim Witness Remodel at CCAB	100,000	100,000	-	-	-	-	-
Maywood Courthouse (4th Dist.)	1,190,000	1,190,000	-	-	-	-	-
808 Renovation of waiting area at PD Maywood Courthouse location	50,000	50,000	-	-	-	-	-
SAO - Maywood Courthouse Interior Renovation	50,000	50,000	-	-	-	-	-
Maywood - Courthouse Point of Drinking Water Appliances	80,000	80,000	-	-	-	-	-
Maywood Wireless Internet Access (Wifi) Installation	10,000	10,000	-	-	-	-	-
New Glazing at Maywood Courthouse	1,000,000	1,000,000	-	-	-	-	-
Bridgeview Courthouse (5th Dist.)	345,691	345,691	-	-	-	-	-
Bridgeview Courthouse - Renovation of Circuit Clerk Work Areas	50,000	50,000	-	-	-	-	-
SAO - Bridgeview Courthouse Interior Renovation	50,000	50,000	-	-	-	-	-
Bridgeview - Courthouse Point of Drinking Water Appliances	105,000	105,000	-	-	-	-	-
Bridgeview Courthouse Wireless Internet Access (Wifi) Installation	140,691	140,691	-	-	-	-	-

CAPITAL IMPROVEMENT PROJECTS

CIP Project Type/Portfolio/Facility CIP	Prioritized Spending 2024 - 2033	Annual Capital Investment 2024	Annual Capital Investment 2025	Annual Capital Investment 2026	Annual Capital Investment 2027	Annual Capital Investment 2028	Annual Capital Investment 2029 - 2033
Rolling Meadows Courthouse (3rd Dist.)	651,604	651,604	-	-	-	-	-
SAO - Rolling Meadows Courthouse Interior Renovation	50,000	50,000	-	-	-	-	-
2355 Lighting controls at Rolling Meadows Courthouse	100,000	100,000	-	-	-	-	-
Rolling Meadows - Courthouse Point of Drinking Water Appliances	100,000	100,000	-	-	-	-	-
Pre-heats in HVAC fans at Rolling Meadows Courthouse	401,604	401,604	-	-	-	-	-
Boot Camp Building #5	138,755	138,755	-	-	-	-	-
Boot Camp HVAC Upgrade - Building 5	138,755	138,755	-	-	-	-	-
Boot Camp Building #3	245,553	245,553	-	-	-	-	-
Boot Camp HVAC Upgrades - Building 3	245,553	245,553	-	-	-	-	-
Boot Camp Building #6	717,310	717,310	-	-	-	-	-
Boot camp HVAC Upgrades - gym and mess hall	717,310	717,310	-	-	-	-	-
JTDC Parking Structure	1,571,087	1,571,087	-	-	-	-	-
LED Upgrade JTDC Garage	1,571,087	1,571,087	-	-	-	-	-
DOC Surface Lots	600,000	600,000	-	-	-	-	-
EV Charging Stations at DOC	600,000	600,000	-	-	-	-	-
Life Safety/ADA/Security	15,974,768	14,029,970	1,000,000	944,798	-	-	-
County-Wide Public Safety Facilities	3,350,000	3,350,000	-	-	-	-	-
835 Countywide PS ADA Improvements	2,200,000	2,200,000	-	-	-	-	-
862 Countywide PS - Fire Alarm Projects	550,000	550,000	-	-	-	-	-
904 Countywide PS Courthouse - Hardening/Physical Security Upgrades	450,000	450,000	-	-	-	-	-
Countywide Fire & Life Safety Systems Upgrades Package #10	150,000	150,000	-	-	-	-	-
Criminal Courts (26th/California)	1,634,000	1,634,000	-	-	-	-	-
OCJ - ADA Bathroom Leighton Courthouse	30,000	30,000	-	-	-	-	-
CCB Courthouse ADA Comprehensive Assessment	400,000	400,000	-	-	-	-	-
CCB Fire Alarm Project	250,000	250,000	-	-	-	-	-
1979 CCB ADA Toilet Room Renovation for Chambers for CR506	50,000	50,000	-	-	-	-	-
CCB Main Holding Area ADA Improvements & Lock-Up Renovation (LL Holding Cells) Phase 2	854,000	854,000	-	-	-	-	-
CCB - Exterior Inspection and Renovation	50,000	50,000	-	-	-	-	-
Daley Center	1,722,210	1,722,210	-	-	-	-	-
528 Security Enhancements	827,210	827,210	-	-	-	-	-
590 ADA Upgrades	500,000	500,000	-	-	-	-	-
RJDC - 31st Flr generator load transfer to 27th Flr generator	350,000	350,000	-	-	-	-	-
Daley Center - Courtroom Duress Buttons	20,000	20,000	-	-	-	-	-
CCC Daley CL-23 Shipping and Receiving Cameras, Door, Network, and Benches Project	25,000	25,000	-	-	-	-	-
DOC Cermak Hospital	275,000	275,000	-	-	-	-	-
869 Cermak - Renovation, ADA Improvements, Fixture Installation and Replacements	150,000	150,000	-	-	-	-	-
Cermak Health Service Fire Alarm Project	125,000	125,000	-	-	-	-	-
DOC Div. II, Dorm I	50,000	50,000	-	-	-	-	-
Division II, Dorm I Fire Alarm Project	50,000	50,000	-	-	-	-	-
DOC Div. II, Dorm II	50,000	50,000	-	-	-	-	-
Division II, Dorm II Fire Alarm Project	50,000	50,000	-	-	-	-	-
DOC Div. II, Dorm III	50,000	50,000	-	-	-	-	-
Division II, Dorm III Fire Alarm Project	50,000	50,000	-	-	-	-	-
DOC Div. II, Dorm IV	50,000	50,000	-	-	-	-	-
Division II, Dorm IV Fire Alarm Project	50,000	50,000	-	-	-	-	-
DOC Division III Annex (RTU)	75,000	75,000	-	-	-	-	-
Division III (Annex) Fire Alarm Project	75,000	75,000	-	-	-	-	-
DOC Division IV	50,000	50,000	-	-	-	-	-
Div IV Gym Fire Alarm Project	50,000	50,000	-	-	-	-	-
DOC Division IX	315,000	315,000	-	-	-	-	-
Div. IX Cell Doors, Locks, Frames and Master Control System Replacement	300,000	300,000	-	-	-	-	-
Div IX - Structural Facade Egress Elements Inspection and Renovation	15,000	15,000	-	-	-	-	-
DOC Division V	15,000	15,000	-	-	-	-	-
Div V - Structural Facade Egress Elements Inspection and Renovation	15,000	15,000	-	-	-	-	-
DOC Division VI	215,000	215,000	-	-	-	-	-
Division VI ATS and Generator Replacement	200,000	200,000	-	-	-	-	-
Div VI - Structural Facade Egress Elements Inspection and Renovation	15,000	15,000	-	-	-	-	-

CAPITAL IMPROVEMENT PROJECTS

ANNUAL APPROPRIATION BILL VOLUME 1

CIP Project Type/Portfolio/Facility CIP	Prioritized Spending 2024 - 2033	Annual Capital Investment 2024	Annual Capital Investment 2025	Annual Capital Investment 2026	Annual Capital Investment 2027	Annual Capital Investment 2028	Annual Capital Investment 2029 - 2033
DOC Division X	200,000	200,000	-	-	-	-	-
DOC Campus Security Gate Replacements	200,000	200,000	-	-	-	-	-
DOC Division XI	15,000	15,000	-	-	-	-	-
Div XI - Structural Facade Egress Elements Inspection and Renovation	15,000	15,000	-	-	-	-	-
DOC Guard House H / Post 8	150,000	150,000	-	-	-	-	-
845 Post 8 New Construction	150,000	150,000	-	-	-	-	-
DOC Kitchen	100,000	100,000	-	-	-	-	-
DOC Kitchen Fire Alarm Project	100,000	100,000	-	-	-	-	-
DOC Site	500,000	500,000	-	-	-	-	-
616 DOC - ADA Assessment and Improvements - Div. 2, 4, 6, 9 & 10	500,000	500,000	-	-	-	-	-
DOC South Campus Building 1	15,000	15,000	-	-	-	-	-
South Campus Building 1 - Exterior Inspection and Renovation	15,000	15,000	-	-	-	-	-
DOC South Campus Building 2	25,000	25,000	-	-	-	-	-
South Campus Building 2 - Structural Facade Egress Elements Inspection and Renovation	25,000	25,000	-	-	-	-	-
DOC South Campus Building 3	25,000	25,000	-	-	-	-	-
South Campus Building 3 - Structural Facade Egress Elements Inspection and Renovation	25,000	25,000	-	-	-	-	-
DOC South Campus Building 4	25,000	25,000	-	-	-	-	-
South Campus Building 4 - Structural Facade Egress Elements Inspection and Renovation	25,000	25,000	-	-	-	-	-
DOC South Campus Building 5	25,000	25,000	-	-	-	-	-
South Campus Building 5 - Structural Facade Egress Elements Inspection and Renovation	25,000	25,000	-	-	-	-	-
Juvenile Temp. Detention Center (East)	3,554,798	1,610,000	1,000,000	944,798	-	-	-
848 JTDC Renovation of Bathroom Shower Stalls - Phase 2	2,944,798	1,000,000	1,000,000	944,798	-	-	-
JTDC Security Camera System	610,000	610,000	-	-	-	-	-
Juvenile West (Courthouse)	410,000	410,000	-	-	-	-	-
Juvenile West Courthouse ADA Comprehensive Assessment	150,000	150,000	-	-	-	-	-
JTDC West 7th Floor Location - Install Key Card Entry System and Security Partition for Reception Area	10,000	10,000	-	-	-	-	-
Juvenile West Courthouse -Exterior Inspection and Renovation	250,000	250,000	-	-	-	-	-
Markham Courthouse (6th Dist.)	175,000	175,000	-	-	-	-	-
Markham Courthouse ADA Comprehensive Assessment	150,000	150,000	-	-	-	-	-
Markham Push Bar for Lower Level Dock	25,000	25,000	-	-	-	-	-
Maywood Campus Site	933,760	933,760	-	-	-	-	-
Maywood Parking Lot Gate	25,000	25,000	-	-	-	-	-
BDA Replacement	908,760	908,760	-	-	-	-	-
Maywood Courthouse (4th Dist.)	50,000	50,000	-	-	-	-	-
602 Maywood - ADA Improvements at Maywood Courthouse Lockup	50,000	50,000	-	-	-	-	-
RTU-RCDC	20,000	20,000	-	-	-	-	-
Division VIII ADA Capacity Expansion (JOC)	20,000	20,000	-	-	-	-	-
Skokie Courthouse (2nd Dist.)	150,000	150,000	-	-	-	-	-
Skokie Courthouse ADA Comprehensive Assessment	150,000	150,000	-	-	-	-	-
Whitcomb Building - Maywood Campus	650,000	650,000	-	-	-	-	-
Whitcomb 2nd Floor & Basement Toilet Room Renovation	650,000	650,000	-	-	-	-	-
Criminal Court Admin. Building	350,000	350,000	-	-	-	-	-
CCAB Fire Alarm Project	350,000	350,000	-	-	-	-	-
Maywood Courthouse (4th Dist.)	250,000	250,000	-	-	-	-	-
Maywood Courthouse ADA Comprehensive Assessment	150,000	150,000	-	-	-	-	-
Maywood Campus Parking Lots Video Surveillance (Camera Phase III)	100,000	100,000	-	-	-	-	-
Bridgeview Courthouse (5th Dist.)	150,000	150,000	-	-	-	-	-
Bridgeview Courthouse ADA Comprehensive Assessment	150,000	150,000	-	-	-	-	-
Rolling Meadows Courthouse (3rd Dist.)	150,000	150,000	-	-	-	-	-
Rolling Meadows Courthouse ADA Comprehensive Assessment	150,000	150,000	-	-	-	-	-
Juvenile Temp. Detention Center	200,000	200,000	-	-	-	-	-
886 JTDC - Fire Grade Doors in North and South Gyms	150,000	150,000	-	-	-	-	-
JTDC ADA Comprehensive Assessment	50,000	50,000	-	-	-	-	-
Redevelopment/Demolition	139,292,014	10,292,014	17,500,000	46,500,000	60,000,000	5,000,000	-
Circuit Court Branch 35/38	75,000	75,000	-	-	-	-	-
111th Courthouse Secure Transfer Area	75,000	75,000	-	-	-	-	-
County-Wide Public Safety Facilities	43,400	43,400	-	-	-	-	-

CAPITAL IMPROVEMENT PROJECTS

CIP Project Type/Portfolio/Facility CIP	Prioritized Spending 2024 - 2033	Annual Capital Investment 2024	Annual Capital Investment 2025	Annual Capital Investment 2026	Annual Capital Investment 2027	Annual Capital Investment 2028	Annual Capital Investment 2029 - 2033
659 Countywide PS - Washroom Upgrades	43,400	43,400	-	-	-	-	-
Criminal Court Admin. Building	630,000	630,000	-	-	-	-	-
600 CCAB - Office of Chief Judge - Adult Probation - Phase III	500,000	500,000	-	-	-	-	-
601 CCAB - Toilet Room Upgrades	130,000	130,000	-	-	-	-	-
Daley Center	500,000	500,000	-	-	-	-	-
839 Office of the Chief Judge Relocation and Consolidation of Administrative Offices	20,000	20,000	-	-	-	-	-
Daley Civil Appeals Division 801 Reconfiguration	50,000	50,000	-	-	-	-	-
Civil Appeals Division 801 Reconfiguration	430,000	430,000	-	-	-	-	-
DOC Division IV	310,000	310,000	-	-	-	-	-
Demolition of Division IV	310,000	310,000	-	-	-	-	-
DOC Site	1,050,000	1,050,000	-	-	-	-	-
Adult Detention Center (24828)	50,000	50,000	-	-	-	-	-
CCSO CCDOC Enhanced Visitation Center (27260)	1,000,000	1,000,000	-	-	-	-	-
Jefferson Building - Maywood Campus	2,117,350	2,117,350	-	-	-	-	-
846 Maywood ERPS HVAC Upgrades	2,117,350	2,117,350	-	-	-	-	-
Juvenile Temp. Detention Center (East)	200,000	200,000	-	-	-	-	-
Assessment Centers (OCJ)	100,000	100,000	-	-	-	-	-
Centers of Care (OCJ)	100,000	100,000	-	-	-	-	-
Robert J. Stein Institute of Forensic Medicine	130,000,000	1,000,000	17,500,000	46,500,000	60,000,000	5,000,000	-
New Building for Medical Examiner's Office	130,000,000	1,000,000	17,500,000	46,500,000	60,000,000	5,000,000	-
Maywood Courthouse (4th Dist.)	180,000	180,000	-	-	-	-	-
Maywood Environmental Lab Buildout	75,000	75,000	-	-	-	-	-
Maywood Courthouse PD New Space Buildout	75,000	75,000	-	-	-	-	-
Public Defender Interior Buildout at Maywood	30,000	30,000	-	-	-	-	-
DOC Division I	4,186,264	4,186,264	-	-	-	-	-
Division I & 1A Demolition	4,186,264	4,186,264	-	-	-	-	-
Cap Renewal/ Deferred Maintenance	37,675,362	35,700,362	1,375,000	600,000	-	-	-
County-Wide Public Safety Facilities	1,844,060	1,844,060	-	-	-	-	-
629 Rolling Meadows and Domestic Violence - Replace Cooling Tower	10,000	10,000	-	-	-	-	-
863 Countywide PS -Mechanical, Electrical and Plumbing Projects	234,060	234,060	-	-	-	-	-
JOC Administration	1,000,000	1,000,000	-	-	-	-	-
881 JTDC/Rolling Meadows Courthouses - Concrete Ramp & Sidewalk Replace	600,000	600,000	-	-	-	-	-
Criminal Court Admin. Building	1,850,000	1,525,000	325,000	-	-	-	-
CCAB - Plaza Deck Replacement	300,000	300,000	-	-	-	-	-
CCAB 10th Floor Camera Project	200,000	200,000	-	-	-	-	-
CCAB UPS Replacement	960,000	960,000	-	-	-	-	-
Spline Ceiling replacement	50,000	50,000	-	-	-	-	-
SSD CCAB 9th floor high density storage	340,000	15,000	325,000	-	-	-	-
Criminal Courts (26th/California)	1,695,000	1,695,000	-	-	-	-	-
599 CCB - Remodel Bond Court Judges Bathroom	90,000	90,000	-	-	-	-	-
CCB - FY22 Flooring Replacement Projects	500,000	500,000	-	-	-	-	-
CCB - Elevator Upgrades and Modernizations	75,000	75,000	-	-	-	-	-
CCB/CCAB Emergency Generator Project	300,000	300,000	-	-	-	-	-
CCB 4" main water line replacement	75,000	75,000	-	-	-	-	-
CCB Leighton Courthouse and Child Protection Division Carpet Replacement	50,000	50,000	-	-	-	-	-
CCB renovate secured area behind CR102	65,000	65,000	-	-	-	-	-
627 CCB - Replace Pneumatic Controls	350,000	350,000	-	-	-	-	-
CCB Holding Area Renovation	100,000	100,000	-	-	-	-	-
Carpet and Flooring Replacement for Leighton Courthouse	90,000	90,000	-	-	-	-	-
Daley Center	3,012,000	2,562,000	450,000	-	-	-	-
841 Daley Center Lock-Up Security and Privacy Upgrades	150,000	150,000	-	-	-	-	-
RJDC - EV Charging Stations	30,000	30,000	-	-	-	-	-
RJDC - Replace lower level drainline to Sheriff's LL locker room	250,000	250,000	-	-	-	-	-
531 Re-lining of Cooling	1,000,000	1,000,000	-	-	-	-	-
Boiler Feed Water Valve Upgrades	75,000	75,000	-	-	-	-	-
Room 1201 - Office of the Circuit Court Training & Admin Center	550,000	100,000	450,000	-	-	-	-
Daley Center CL 16 Permanent ZOOM Room	150,000	150,000	-	-	-	-	-

CAPITAL IMPROVEMENT PROJECTS

ANNUAL APPROPRIATION BILL VOLUME 1

CIP Project Type/Portfolio/Facility CIP	Prioritized Spending 2024 - 2033	Annual Capital Investment 2024	Annual Capital Investment 2025	Annual Capital Investment 2026	Annual Capital Investment 2027	Annual Capital Investment 2028	Annual Capital Investment 2029 - 2033
1310 – Carpet and Flooring Request for Daley Center	100,000	100,000	-	-	-	-	-
Daley Center Office of the Chief Judge Room 2600 and 2604 Remodel	150,000	150,000	-	-	-	-	-
Plaza Fountain Rebuild	250,000	250,000	-	-	-	-	-
575 RJDC - Retrofit (6) revolving doors in SW and SE 1st floor lobby	307,000	307,000	-	-	-	-	-
DOC Cermak Hospital	200,000	200,000	-	-	-	-	-
Rebuild Showers - Cermak Health	200,000	200,000	-	-	-	-	-
DOC Div. II, Dorm I	50,000	50,000	-	-	-	-	-
Division II, Dorm I Variable Speed Drive Replacement	50,000	50,000	-	-	-	-	-
DOC Div. II, Dorm II	50,000	50,000	-	-	-	-	-
Division II, Dorm II Variable Speed Drive Replacement	50,000	50,000	-	-	-	-	-
DOC Div. II, Dorm III	50,000	50,000	-	-	-	-	-
Division II, Dorm III Variable Speed Drive Replacement	50,000	50,000	-	-	-	-	-
DOC Division III Annex (RTU)	150,000	150,000	-	-	-	-	-
Division III (Annex) Water Heater Replacement	150,000	150,000	-	-	-	-	-
DOC Division IX	450,000	450,000	-	-	-	-	-
Division IX Shower Rehabilitation	200,000	200,000	-	-	-	-	-
Division IX Water Heater Replacement	150,000	150,000	-	-	-	-	-
Division IX Lock Cylinders Replacement	100,000	100,000	-	-	-	-	-
DOC Division V	600,000	600,000	-	-	-	-	-
622 DOC - Division 5 - Replacement of Building Fire Alarm System	250,000	250,000	-	-	-	-	-
CCDOC Division 5 Foundation Leaks	350,000	350,000	-	-	-	-	-
DOC Division VI	3,774,300	3,774,300	-	-	-	-	-
Division VI - Replace Chilled Water & Steam Coils - All AHU's	2,556,800	2,556,800	-	-	-	-	-
Division VI - Radiant Heating System Replacement	250,000	250,000	-	-	-	-	-
DOC - Cable TV Upgrade (Div V via JOC + Design) Phase 2	617,500	617,500	-	-	-	-	-
CCDOC Division 6 Foundation Leaks	350,000	350,000	-	-	-	-	-
DOC Division X	105,000	105,000	-	-	-	-	-
538 Division X Sump and Ejector System Replacement	105,000	105,000	-	-	-	-	-
DOC Division XI	70,000	70,000	-	-	-	-	-
2126 Division 11 Roof duct heaters	50,000	50,000	-	-	-	-	-
Division 11 Door 190 Rolling Gate	20,000	20,000	-	-	-	-	-
DOC Site	2,477,696	1,277,696	600,000	600,000	-	-	-
DOC Campus - Elevator Upgrades and Modernizations	15,696	15,696	-	-	-	-	-
DOC Campus Camera Project	200,000	200,000	-	-	-	-	-
DOC MEP A/E Services	1,800,000	600,000	600,000	600,000	-	-	-
CCDOC Elevators	20,000	20,000	-	-	-	-	-
DOC South Campus Water Heating System	442,000	442,000	-	-	-	-	-
DOC South Campus Building 1	668,000	668,000	-	-	-	-	-
Building 1 IT Flooring	100,000	100,000	-	-	-	-	-
Building 1 Bathroom Renovation	568,000	568,000	-	-	-	-	-
DOC South Campus Building 2	125,000	125,000	-	-	-	-	-
2308 South Campus Building 2 Additional Toilet Room	50,000	50,000	-	-	-	-	-
Human Resources Additional Bathroom Stall	75,000	75,000	-	-	-	-	-
DOC Tunnels	150,000	150,000	-	-	-	-	-
802 Rolling Fire Door Replacement - DOC Tunnels	150,000	150,000	-	-	-	-	-
Domestic Violence Courthouse	238,500	238,500	-	-	-	-	-
Domestic Violence Courthouse - Elevator Upgrades and Modernizations	20,000	20,000	-	-	-	-	-
Domestic Violence Courthouse - FY21 Flooring Replacement Projects	68,500	68,500	-	-	-	-	-
Domestic Violence Courthouse Camera Project	150,000	150,000	-	-	-	-	-
Jefferson Building - Maywood Campus	888,059	888,059	-	-	-	-	-
2318 Jefferson Plumbing Upgrade	20,000	20,000	-	-	-	-	-
603 Maywood - Renovation of Windows and Gutters - Phase 2	768,059	768,059	-	-	-	-	-
Jefferson Building Bathroom Renovation	100,000	100,000	-	-	-	-	-
Juvenile Temp. Detention Center (East)	2,557,100	2,557,100	-	-	-	-	-
882 JTDC - Floor Tile Replacement - Plus Abatement	200,000	200,000	-	-	-	-	-
JTDC East Replace 2 boilers	40,000	40,000	-	-	-	-	-
Juvenile Campus Cooling Tower Refurbishment / Replacement	2,317,100	2,317,100	-	-	-	-	-

CAPITAL IMPROVEMENT PROJECTS

CIP Project Type/Portfolio/Facility CIP	Prioritized Spending 2024 - 2033	Annual Capital Investment 2024	Annual Capital Investment 2025	Annual Capital Investment 2026	Annual Capital Investment 2027	Annual Capital Investment 2028	Annual Capital Investment 2029 - 2033
Juvenile West (Courthouse)	6,700,000	6,700,000	-	-	-	-	-
Juvenile West - FY21 Flooring Replacement Projects	1,100,000	1,100,000	-	-	-	-	-
Juvenile West Emergency Generator Project	300,000	300,000	-	-	-	-	-
JTDC Roof Replacement	5,000,000	5,000,000	-	-	-	-	-
1310 – Zoom Focus Rooms for Court Reporters – Juvenile Courthouse	300,000	300,000	-	-	-	-	-
Markham Courthouse (6th Dist.)	1,140,000	1,140,000	-	-	-	-	-
Markham Courthouse - FY22 Flooring Replacement Projects	350,000	350,000	-	-	-	-	-
Markham Courthouse - Elevator Upgrades and Modernizations	20,000	20,000	-	-	-	-	-
Markham Courthouse Camera Project	150,000	150,000	-	-	-	-	-
Markham Social Services Office Flooring	95,000	95,000	-	-	-	-	-
Markham Toilet Rooms Refurbishment	200,000	200,000	-	-	-	-	-
Markham 2nd Floor PD Office Renovation	75,000	75,000	-	-	-	-	-
Update MCC Panels at Maywood Courthouse	250,000	250,000	-	-	-	-	-
Maywood Campus Site	150,000	150,000	-	-	-	-	-
Maywood parking lot curb replacement and asphalt paving	150,000	150,000	-	-	-	-	-
Robert J. Stein Institute of Forensic Medicine	539,125	539,125	-	-	-	-	-
RJ Stein IFM - Elevator Upgrades and Modernizations	20,000	20,000	-	-	-	-	-
RJ Stein - Ceiling Tile Replacement (Phase 2)	100,000	100,000	-	-	-	-	-
782 RJ Stein IFM - Renovation of Decomp Cooler	419,125	419,125	-	-	-	-	-
Rolling Meadows Courthouse (3rd Dist.)	125,000	125,000	-	-	-	-	-
545 Rolling Meadows - HVAC Replacements	125,000	125,000	-	-	-	-	-
Skokie Courthouse (2nd Dist.)	2,245,000	2,245,000	-	-	-	-	-
Skokie Courthouse - Lower Level Interior Finishes Renovations	50,000	50,000	-	-	-	-	-
832 Skokie Penthouse Enclosure Rehabilitation	100,000	100,000	-	-	-	-	-
Skokie Courthouse -FY22 Flooring Replacement Projects	75,000	75,000	-	-	-	-	-
Skokie Courthouse - Elevator Upgrades and Modernizations	20,000	20,000	-	-	-	-	-
Skokie Boiler replacement	150,000	150,000	-	-	-	-	-
Skokie Underground Water Supply	250,000	250,000	-	-	-	-	-
West Driveway - Skokie	100,000	100,000	-	-	-	-	-
Mechanical Rebuild at Skokie Courthouse	1,500,000	1,500,000	-	-	-	-	-
Whitcomb Building - Maywood Campus	100,000	100,000	-	-	-	-	-
Renovate Whitcomb Basement Bathroom	100,000	100,000	-	-	-	-	-
Criminal Court Admin. Building	660,000	660,000	-	-	-	-	-
650 States Attorney Office Space Remodel	175,000	175,000	-	-	-	-	-
CCAB - Elevator Upgrades and Modernizations	75,000	75,000	-	-	-	-	-
2077 CCAB Video Conference "Zoom Room" Additions or Renovations	10,000	10,000	-	-	-	-	-
Roof Replacement	250,000	250,000	-	-	-	-	-
Interpreter's Office Remodel for Zoom Hearings - Leighton	150,000	150,000	-	-	-	-	-
DOC Division VI	180,000	180,000	-	-	-	-	-
Division VI- Faucet Rehabilitation	180,000	180,000	-	-	-	-	-
Maywood Courthouse (4th Dist.)	3,500,000	3,500,000	-	-	-	-	-
Maywood Courthouse - FY22 Flooring Replacement Projects	50,000	50,000	-	-	-	-	-
Maywood Courthouse - Elevator Upgrades and Modernizations	20,000	20,000	-	-	-	-	-
Maywood Courthouse Camera Project	100,000	100,000	-	-	-	-	-
1980 Maywood Courthouse Carpet Replacement	50,000	50,000	-	-	-	-	-
2143 Maywood VFD Replacement	80,000	80,000	-	-	-	-	-
Maywood Courthouse Roof Replacement	3,000,000	3,000,000	-	-	-	-	-
2124 Maywood Dock and Ramp Renovation Including Epoxy Flooring	50,000	50,000	-	-	-	-	-
Replace Chilled water valves at Maywood Courthouse	50,000	50,000	-	-	-	-	-
New Fan Coil Units	100,000	100,000	-	-	-	-	-
Bridgeview Courthouse (5th Dist.)	918,500	918,500	-	-	-	-	-
Bridgeview Courthouse - FY22 Flooring Replacement Projects	518,500	518,500	-	-	-	-	-
Bridgeview Courthouse - Courtroom Sound System Upgrades	150,000	150,000	-	-	-	-	-
Bridgeview Courthouse - Elevator Upgrades and Modernizations	50,000	50,000	-	-	-	-	-
2198 Bridgeview Social Services Office Flooring	50,000	50,000	-	-	-	-	-
Bridgeview Courthouse Carpet Replacement	50,000	50,000	-	-	-	-	-
Return Fan Replacement - Unit F	100,000	100,000	-	-	-	-	-





TRANSPORTATION AND HIGHWAYS OVERVIEW

Cook County's transportation system is one of its greatest assets – key to the national and international movement of people and goods and to the economic vitality of the region. The Cook County Department of Transportation and Highways (DOTH) prioritizes investment in its existing transportation assets, recognizing it as an investment in the County's future and the lives of its residents. The County is equally committed to identifying and responding to changes in demands on the transportation network by building a truly multimodal system that supports the economy, reduces transportation costs and creates livable communities.

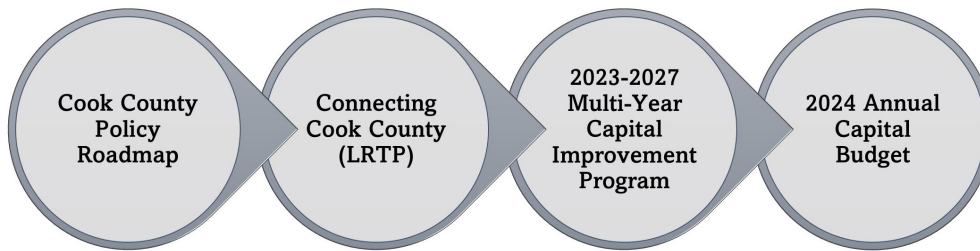
Accordingly, Connecting Cook County, DOTH's Long Range Transportation Plan (LRTP), establishes policy goals that support the efficient movement of freight and passenger vehicles while also enhancing transit and other transportation alternatives, such as biking and walking. The County's transportation and highways capital budget demonstrates how DOTH intends to advance the goals of the LRTP by providing a detailed forecast of spending for the next five years.

DOTH has jurisdiction over 561 miles of roadway and maintains 1,620 lane miles of pavement, 365 traffic signals, seven pumping stations, and four maintenance facilities. It also has jurisdiction over 93 structures (bridges and large drainage culverts) and shares responsibility with other agencies for another 42 structures. The County's transportation and highways capital budget presents work to be implemented in fiscal years 2024-2028 that will maintain, modernize and strategically expand this network.

The County relies on a variety of funding sources to meet the needs of its complex inventory of transportation infrastructure. Motor Fuel Tax (MFT) revenue continues to represent the largest proportion of the County's transportation and highways capital funding, bolstered by additional state bond revenues generated from the 2019 passage of the State's REBUILD Illinois capital program as well as federal funds allocated to Cook County from the American Rescue Plan Act (ARPA). Leveraging outside funding is also an important part of DOTH's programming strategy and the County has an established track record of securing project-specific grant funding from federal, state, and local sources.

BUDGET DEVELOPMENT

DOTH develops the County’s transportation and highways capital budget, a process driven by the combined policy priorities of the Cook County Policy Roadmap, the first comprehensive, policy-driven strategic plan for the Offices Under the President (OUP), and DOTH’s Long Range Transportation Plan (LRTP).



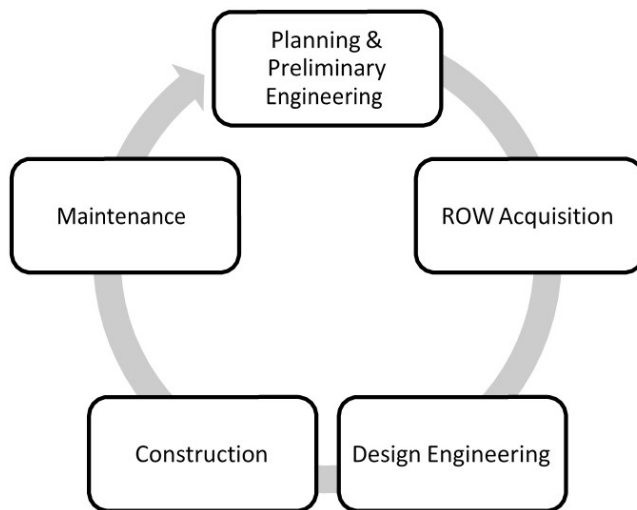
Budget development process. The 2024 THP capital budget implements the goals of the Policy Roadmap and LRTP by advancing projects in the MYP.

The LRTP is an essential part of the transportation planning process, directing transportation investments to carry out the County’s long-term vision and goals. It functions as a framework for capital planning that expands on DOTH’s previous role as a highway maintenance agency and broadens its scope of work to reflect the County’s evolving multimodal transportation system. The LRTP is part of DOTH’s active leadership to holistically address mobility challenges for people and goods; further, it supports the Cook County Policy Roadmap’s goal of integrating strategies for work on justice, health, economic development, and the environment into all facets of County operations. The LRTP identifies five policy priorities to guide future implementation of transportation projects:

- Prioritize transit and other transportation alternatives
- Support the region’s role as North America’s freight capital
- Promote equal access to opportunities
- Maintain and modernize what already exists
- Increase investments in transportation

At the program level, DOTH’s capital programming reflects the advancement of projects and services through DOTH’s Multi-Year Capital Improvement Program (MYP). DOTH’s MYP transforms policy principles into project implementation, providing a view of expenditures on these investments across multiple project phases and years to ensure reliable funding through completion of a project. As a recipient of state Motor Fuel Tax (MFT) revenues, DOTH is required to publish an MYP annually that provides a five-year overview of how DOTH will advance its wide portfolio of planned improvements and execute County goals. The MYP previews DOTH’s commitments to the transportation industry by project, phase, and estimated cost.

At the project level, the purpose and need for an improvement is identified by integrating stakeholder input with the results of quantitative analysis including asset inventories, traffic surveys, crash analyses, pavement condition analyses, intersection design studies, drainage analyses, and other technical criteria. Once the need is defined, preliminary design studies are conducted, viable options considered, and a preferred alternative selected in coordination with municipalities, local residents, area businesses, and other project stakeholders. Next, detailed design plans, specifications and estimated construction costs are prepared, any necessary right-of-way is secured, and the project is constructed.



Project development cycle. A project's development is a complex process that proceeds through multiple phases, each of which can span multiple years.

Each phase of work may span several years depending on the complexity of the project. The MYP reflects the updated status of the project year-to-year, and projects may be removed, deferred, or replaced with other opportunities in the plan based on a variety of circumstances including funding, safety considerations, land acquisition, plan or permit readiness, or coordination with other regional projects. Cook County's role as an umbrella unit of government, comprised of 134 municipalities and 29 townships, crisscrossed by all six of the nation's Class I railroads, with roadways under local, state, and federal jurisdiction, means DOTH often supports or leads multi-jurisdictional projects with unique community and environmental concerns.

The Transportation and Highway Program (THP) capital budget provides a detailed, cashflow-based look at the next five years to ensure that adequate funding will be available to support ongoing and future projects over multiple phases. Most projects presented in the Capital Budget are a continuation of work that began in previous years. In a given year, many projects will advance from one phase to the next, while others may continue work on a current phase.

CONSTRUCTION HIGHLIGHTS

ECONOMIC IMPACTS ON TRANSPORTATION PROJECTS

Supply chain challenges for materials and record-high inflation have translated to higher construction project costs. Relatedly, remote work has altered travel and fuel consumption patterns which, in turn, impacts the amount of Motor Fuel Tax (MFT) revenue the County receives for transportation projects. DOTH actively tracks economic conditions in order to accurately forecast funding resources available for future year project expenditures.

FY2023 CONSTRUCTION PROJECTS

Despite these challenges, DOTH advanced critical planning, engineering, and construction contracts in FY2023 and has a number of major, federally funded construction projects in partnership with the Illinois Department of Transportation (IDOT) and the Illinois Tollway scheduled to begin or continue in FY2023 and FY2024.

The following projects advanced to construction in FY2023:

Central Avenue over Chicago Sanitary & Ship Canal – In FY2023, DOTH began construction work to replace the existing bridge deck, perform joint and substructure repairs, storm sewer and bridge structure cleaning, painting, and installation of LED lighting on the Central Avenue bridge over the Chicago Sanitary & Ship Canal. The longest bridge in DOTH's system, this \$33.3 million project is funded by REBUILD Illinois bond funds, which have enhanced DOTH's ability to tackle more complex but critical bridge repairs.



The nearly 1-mile long Central Avenue Bridge spans the Sanitary & Shipping Canal, MWRD Southwest Sewage Treatment Plant, and BNSF and Canadian Pacific Railroads. The bridge's proximity to the I-55 interchange adds complexity for staging the improvements.

Lake Cook Road from Arlington Heights Road to Raupp Boulevard – Construction work started on this \$5.5 million project which consists of pavement resurfacing and drainage, signal, lighting, and pedestrian improvements in FY2023. This improvement is funded with REBUILD Illinois bond funds and through an intergovernmental agreement with the Village of Buffalo Grove for resurfacing of a portion of the roadway under Village jurisdiction.

The Department's active construction projects vary in size, scope, and complexity, and are typically active for several fiscal years. The following projects advanced to construction in a previous year and substantial work continued in FY2023.

County Line Road from the I-294 Ramp to North Avenue – Construction continues on the County Line Road South Project from I-294 to North Avenue, with \$32.8 million allocated for construction and construction engineering through FY2026. This federally funded project, led by the County in partnership with the Illinois Tollway, City of Northlake, and Village of Elmhurst, reconfigures the IL 64/North Avenue and US 20/Lake Street Intersections with County Line Road and adds new connections between County Line Road and North Avenue. The project involves multiple components to eliminate bottlenecks in traffic and improve access to the regional expressway network in west Cook County and eastern DuPage County.

County Line Road from Lake Street to Grand Avenue – Project work consists of the reconstruction, widening and realignment of the roadway to accommodate the I-294 Exit Ramp and is a partnership with the Illinois Tollway. \$2.5 million is budgeted to finish construction in FY2024, bringing the total investment on this federally funded project to \$10.7 million.

Bridge Reconstructions – Construction work funded by REBUILD Illinois bond funds on the 87th Street over BOCT Railroad, German Church Road over Flag Creek, and Cal-Sag Bridges projects was substantially completed in FY2023. These improvements reflect a combined \$10.6 million investment in bridge infrastructure in southwest Cook County which carry over 80,000 vehicles each day and provide critical points of connection to major industrial areas in the region.

FY2024-28 PRIORITIES

Cook County has emerged as a regional leader in supporting and improving the regional transportation network by advancing a dynamic vision of mobility and promoting strong local partnerships. DOTH brings multiple municipalities, public entities, and private agencies to the table to realize critical improvements that boost economic outcomes and quality of life for all Cook County residents. These investments are guided by the five LRTP policy priorities. Every project in the DOTH's MYP and THP capital budget addresses at least one of the priorities, and many projects address two or more. Consistent across the program is an awareness that transportation policy is integral to regional development and economic health.

County Bike and Transit Plans – The County published the first Cook County Bike Plan and the first Cook County Transit Plan in FY2023. DOTH worked with the region's cycling stakeholders and transit agencies to ensure this work added value to previous planning efforts. The plans articulate DOTH's role in expanding and improving Cook County's bicycle and transit infrastructure and services with its regional partners and outline a framework for future investment.

Long Range Transportation Plan (LRTP) Update – In FY2024, Cook County will embark on an update to its Long-Range Transportation Plan (LRTP), *Connecting Cook County*, which was previously published in 2016. Plan updates are necessary due to changes in regional economic trends, climate, safety, and equity goals, changing travel patterns and modal needs, revised performance metrics, and to integrate recently adopted plans. New DOTH plans since the publication of *Connecting Cook County* include the 2017 freight plan, the 2023 countywide bicycle and transit plans, and the planned 2024 countywide safety action plan. With the update, the Cook County 2050 Long-Range Transportation Plan will guide transportation investments in Cook County through the coming decades. The following elements will be considered during the planning process: employment, land use, and travel demand; transportation needs analysis to identify capital investments and operational improvements to address system deficiencies; future revenue scenarios and investment recommendations; extensive multi-channel public engagement; and policy recommendations to guide departmental roles and actions.

Invest in Cook Expansion and Stormwater Management – DOTH has actively participated in Cook County's ongoing rigorous assessment of what will be the highest and best uses for the County's more than \$1.0 billion share of the American Rescue Plan Act (ARPA). The first set of projects selected by a cross-departmental, multi-agency effort included over \$25.0 million in ARPA funding to expand the Invest in Cook (IIC) program. This one-time infusion of funding will allow the Department to increase investments in local transportation priorities including infrastructure improvements that might not be eligible for Motor Fuel Tax expenditures, the traditional funding mechanism for the Invest in Cook program and will build upon the successes of the current program. Cook County will also provide \$20.0 million in ARPA funding to the Metropolitan Water Reclamation District

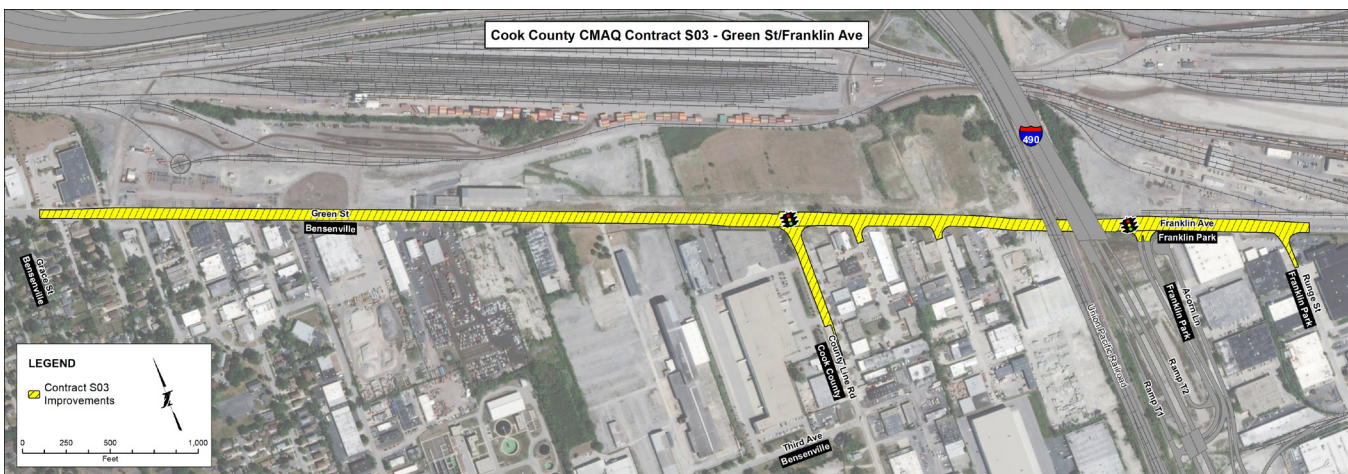
of Greater Chicago (MWRD) to support stormwater management in communities that experience significant flooding. This funding will allow MWRD to expand beyond funding to include overall responsibility for stormwater management project implementation.

Construction Projects

175th Street, Ridgeland Avenue, Oak Forest Avenue – DOTH is coordinating with the Village of Tinley Park to implement roadway and pedestrian improvements along 175th Street from Oak Forest Avenue to Ridgeland Avenue; Ridgeland Avenue from 175th Street to Oak Forest Avenue; and Oak Forest Avenue from Ridgeland Avenue to 167th Street. This \$20.6 million dollar project includes a total reconstruction and widening of the roadways, addition of new traffic signals on 175th Street and Oak Park Avenue, the addition of an on-street bike path along 175th Street, and a new multi-use path along Ridgeland Avenue. In FY2024, this project is on target to advance the first \$16.5 million in construction work, and the project is expected to complete in FY2025.

88th/Cork Avenue at I-294 Interchange – DOTH’s regional partners often work together in the management of grant funded projects, as is the case for the I-294 Interchange at 88th/Cork Avenue project. The Village of Justice, the Illinois Tollway, and Cook County have all contributed to this multi-jurisdictional project. Work involves the construction of two new interchange ramps to create a full access interchange at 88th/Cork Avenue and I-294, the widening of the 88th Avenue bridge, construction of a multi-use path, improvements on 79th Street, Archer Avenue, and Oak Grove Avenue, and more.

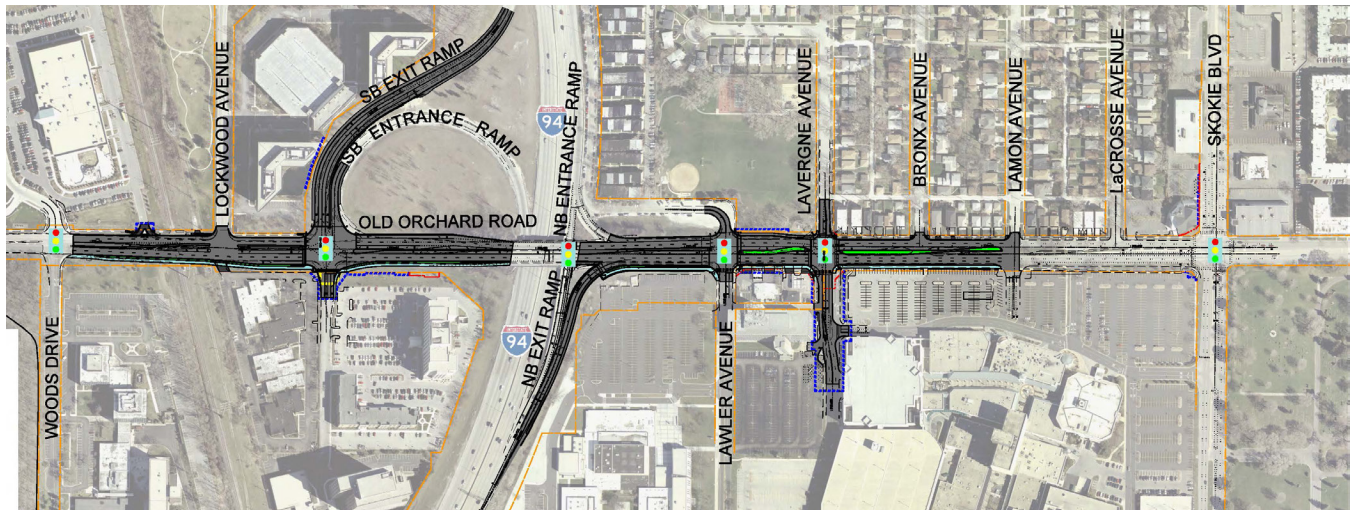
Franklin Avenue/Green Street: York Road to Runge Street – In FY2024, construction will begin on the \$35 million Franklin Avenue/Green Street improvement project. Coordinating with IDOT, the Illinois Tollway, and the Village of Franklin Park, this DOTH project will reconstruct 1.8 miles of roadway, expand a two-lane road into a five-lane road, as well as improve drainage infrastructure and installing a multi-use path. Franklin Avenue was identified as a priority trucking corridor in the 2018 Cook County Freight Plan; it provides access to the Canadian Pacific Railway’s Bensenville Intermodal Facility and major indus-



Improvements to Franklin Avenue and Green Street will support freight movement in and through the region as part of the Illinois Tollway’s ongoing Elgin O’Hare Western Access (EOWA) project. Hundreds of businesses are adjacent to this corridor, located just south of O’Hare International Airport.

trial areas in Franklin Park, as well as improved access to O'Hare, the second largest freight airport in the nation by shipped tonnage.

Old Orchard Road: Woods Drive to Skokie Boulevard – The Old Orchard Road project between Woods Drive and Skokie Boulevard was advertised for construction in summer 2023. Construction work for this improvement is anticipated to start in early 2024 following award of a contract. This \$30.1 million project includes the addition of turn lanes at the I-94 southbound ramps and Old Orchard Road intersection, pavement widening, bridge widening of the IDOT bridge over I-94, and installation of storm sewers, traffic signals, and lighting. The project will also construct a new multi-use path on the south side of Old Orchard Road, in keeping



The Old Orchard Road project involves coordination between DOTH, the Village of Skokie, and the Illinois Department of Transportation to implement drainage, electrical, roadway, and bicycle and pedestrian upgrades along Old Orchard Road. The bridge over the I-94/Edens Expressway will also be replaced.

with Connecting Cook County's goal to prioritize other transportation alternatives. This project ensures safe and smooth travel along County highways and reduces congestion for a more efficient and sustainable highway system.

Touhy Avenue: Elmhurst Road to Mt. Prospect Avenue – Located adjacent to O'Hare International Airport, this \$88.6 million project involves improvements to 1.5 miles of IL 72/Touhy Avenue between Elmhurst Road and Mt. Prospect Road. The project includes the grade separation of Touhy Avenue over the Union Pacific Railroad - a busy corridor with an average of 47 trains a day that is immediately adjacent to the Chicago Terminal Railroad's operations within the Elk Grove Village industrial park. It also includes intersection improvements at Touhy Avenue and Elmhurst Road as well as pavement reconstruction. This project is on target to be advertised in late 2023 with construction to begin during the 2024 summer season.

Touhy Avenue is an important link in the regional transportation network. It serves as a major corridor for trucks, providing access to the largest industrial district in the Chicago metropolitan area, located North and West of O'Hare International

Airport. The project also improves access to the airport itself, including the new northeast air cargo facility, remote parking, and rental car facilities. O'Hare is the third largest passenger airport and fourth largest cargo airport in the nation. This improvement provides a substantial reduction in highway congestion throughout the corridor, benefitting all modes of transportation.

Traffic Signal Replacement (Highway Safety Improvement Program) Program #1 – DOTH is the recipient of federal Highway Safety Improvement Program (HSIP) funds for traffic signal replacements and safety improvements at high crash intersections on its network. A construction contract for safety improvements at Ridgeland Avenue at 143rd Street, Kedzie Avenue at 139th Street, and Kedzie Avenue at 175th Street (Program #1) will be advertised in late 2023 with the work scheduled to start in FY2024. Work will consist of replacement of all traffic signal equipment, illuminated street name signs, pedestrian countdown signals, and accessible pedestrian signal (APS) pushbuttons. The project will also include installation of ADA-compliant pedestrian ramps, new high-visibility crosswalk markings, warning signage, and lighting at the intersection. Lastly, the existing medians will be reconfigured to provide better sight lines between turning vehicles and oncoming traffic.

Asset Management Programs

DOTH's asset management program seeks to balance maintenance and preservation of existing infrastructure assets with transportation system modernization and expansion needs. DOTH aims to build and sustain work programs that effectively respond to demands on the transportation system, while also facilitating innovative investments that ready the region for the future. DOTH's asset management programs represent the backbone of services it delivers to Cook County residents.

New revenue from REBUILD Illinois and the MFT expansion has allowed DOTH to funnel much needed investment into County assets. For all the growth in DOTH's MYP in recent years, maintaining Cook County assets remains the number one priority. This is reflected in the new ADA improvements program, expanded bridge and traffic signal maintenance/replacement programs, and the large number of pavement maintenance and rehabilitation contracts scheduled for release over the next five years.

Countywide General Maintenance – Performing regular maintenance is an essential component of asset management. The County's adopted budget for FY2024 maintenance activities is \$13.5 million and projects include cold and hot patching, guard-rail repair, roadway repair, crosswalk striping, pavement marking, sign maintenance, and tree and snow removal.

New revenue has allowed DOTH to advance more contracts toward preventative maintenance. DOTH plans to issue a new \$1.5 million pavement crack sealing contract in FY2024 and will invest nearly \$5.0 million in this preventative maintenance strategies between FY2024-FY2028. Crack sealing is an effective preventative maintenance treatment for reducing or delaying moisture damage, further crack deterioration, roughness, and rutting. Performing crack sealing will extend the useful life of County roadways.

Bridge Maintenance and Replacement Projects – DOTH's bridge maintenance program is determined using condition and schedule-based assessment. In FY2024, DOTH will continue implementation of design engineering for the replacement of five County bridges: 143rd Street over Tinley Creek, 170th Street over Thorn Creek, East Lake Avenue over the Middle Fork of the North Branch of the Chicago River, Lehigh Avenue over East Lake Avenue, and Meacham Avenue over Salt Creek. This work is funded by REBUILD bond funds and supports DOTH's goal to replace 11 bridge decks by 2030.

Pavement Program – DOTH's Pavement Preservation and Pavement Rehabilitation Programs use a data-driven approach to evaluate roadway conditions and prioritize project work. Maintenance tasks, such as grinding, patching, and filling, keep the



Cook County maintenance crews repair and maintain asphalt and concrete pavement surfaces, ensuring safe and efficient traffic flow on Cook County roadways.

County's pavement in a state of good serviceability. Rehabilitation tasks, such as milling and the installation of structural overlays, improve the useful service life of the pavement. Contracts for the work are issued geographically, with one for the northern half of the County and the other for the southern half. Nearly \$40.3 million is budgeted for pavement maintenance and rehabilitation activities across north and south Cook County in FY2024, representing approximately 20% of the \$201.5 million allocated between FY2024-2028 for this routine roadway work systemwide.

Traffic Signal Modernization and Replacement Program - The FY2024-2028 THP capital budget also includes over \$18.0 million for the Countywide Traffic Signal Modernization/Replacement Program, partially funded with federal Highway Safety Improvement Program grant funds. The program will proactively provide upgrades to the County's aging traffic signal equipment, most of which exceeds the service life. The program will incorporate the latest technological and safety standards to improve operations, increase safety, and minimize life-cycle maintenance costs. As part of the traffic signal upgrades, existing

pedestrian and bicyclist ramps will be brought into compliance with ADA standards. In FY2024, DOTH will start implementing an \$11.0 million construction package that will replace 13 traffic signals and modernize 10 others.

Partner Initiatives

DOTH leverages funding and forges multi-jurisdictional partnerships to bring much needed investment to communities across Cook County and improve the quality of life for residents. DOTH is advancing several partner project initiatives that implement LRTP goals. These initiatives can generally be categorized as having a strategic planning or asset management focus.

Invest in Cook – Since 2017, the IIC program has fostered project activity across the County. Through Invest in Cook, DOTH has established a formal process that local and regional governments, as well as private not-for-profit partners, can use to apply for grants to cover the cost of planning and feasibility studies, engineering, and construction for MFT eligible transportation projects, a total of \$8.5 million annually. Over 240 grants have been awarded to projects since 2017, totaling \$56.4 million dollars in transportation investments for local priorities across the County. The program supports the ongoing implementation of the LRTP, and directly addresses the Smart Communities priorities for public infrastructure identified in the Cook County Policy Roadmap. The FY2023 Invest in Cook program consisted of three transit, nine bicycle, 10 pedestrian, two freight, and



Transportation and Highways Invest in Cook Projects are awarded grants according to their advancement of the goals of Connecting Cook County. The Village of Bellwood received \$651,910 to support the reconstruction of Maywood Drive, a key commercial and industrial corridor in West Cook County.

13 road projects across 33 municipalities, two park districts, and two townships, with 61% of all program funds going to high need communities.

Centennial Trail/Canal Bank Road Separation – In FY2022, the Village of Lemont received \$125,000 in project funding for Phase I preliminary engineering to relocate Canal Bank Road 15 feet south of its current alignment. Currently an on-street bike facility, the Centennial Trail project began more than 20 years ago as part of an agreement between the Forest Preserve District of Cook County and the Metropolitan Water Reclamation District to construct a trail following the Des Plaines River corridor from the Cook-Will County border northeast to the Portage Site at Harlem Avenue. Over time, Canal Bank Road and the trail have seen an increase in industrial and cyclist traffic. Separating the facilities will provide a safer road experience for all users and supports the Cook County Bike Plan goal of implementing a Countywide low stress bike network.

External Partnerships Advancing Work in FY2024

DOTH is often called on to serve as a technical resource and/or project lead on complex, multi-jurisdictional or multimodal projects.

Interagency Partnerships: CDOT + FPD – In 2020, DOTH entered into an intergovernmental partnership with the Forest Preserve District of Cook County (FPD) in which DOTH will reimburse the FPD up to \$25.0 million for costs associated with the engineering and construction of transportation infrastructure improvements over five years, \$5.1 million of which is allocated for improvements in FY2024. This partnership allows FPD to modernize and expand their network of trails, improve safety infrastructure, and improve connectivity to existing regional trails.

Cook County also works collaboratively with the City of Chicago to advance transportation improvements. CDOT is responsible for the maintenance of “over 4,000 miles of streets that serve motorists, buses, cyclists, and pedestrians and 1,900 miles of alleys, providing convenient access to buildings, garages, and loading docks.” This includes maintenance responsibilities for 82.2 miles of Cook County routes within Chicago. Nearly \$19.9 million has been budgeted to continue DOTH’s funding partnership with CDOT in FY2024. These funds will be used for strategic initiatives that include roadway resurfacing, viaduct reconstruction, bus priority zones, and pedestrian safety improvements. Since 2017, DOTH has committed over \$60.0 million to support CDOT as they advance local project priorities and prepare for the future needs of the City’s residents.

Happ Road: Winnetka Avenue to Willow Road – In FY2024, the Village of Northfield, with assistance from Cook County, will advance Phase II design engineering for improvements to Happ Road between Winnetka Avenue to Willow Road. This project includes providing a continuous center lane along the corridor for left turns, a new traffic signal and lane improvements at the Winnetka Road intersection, a roundabout at the Orchard Lane intersection, bicycle and pedestrian amenities, as well as aesthetic streetscape enhancements. The roundabout will be the first for the village and one of fewer than 20 in Cook County. Roundabouts help significantly improve traffic flow, reducing congestion and greenhouse gas emissions, and are proven to reduce the severity of car collisions. Cook County is continuously looking for opportunities to collaborate on projects with innovative approaches to ensuring pedestrian and cyclist safety for residents.



DOTH often collaborates with our external partners to meet the varied needs of the County's transportation network. Working with the Village of Northfield, Happ Road is being redesigned with a modern roundabout to improve traffic flow and safety.

FY2024 BUDGET

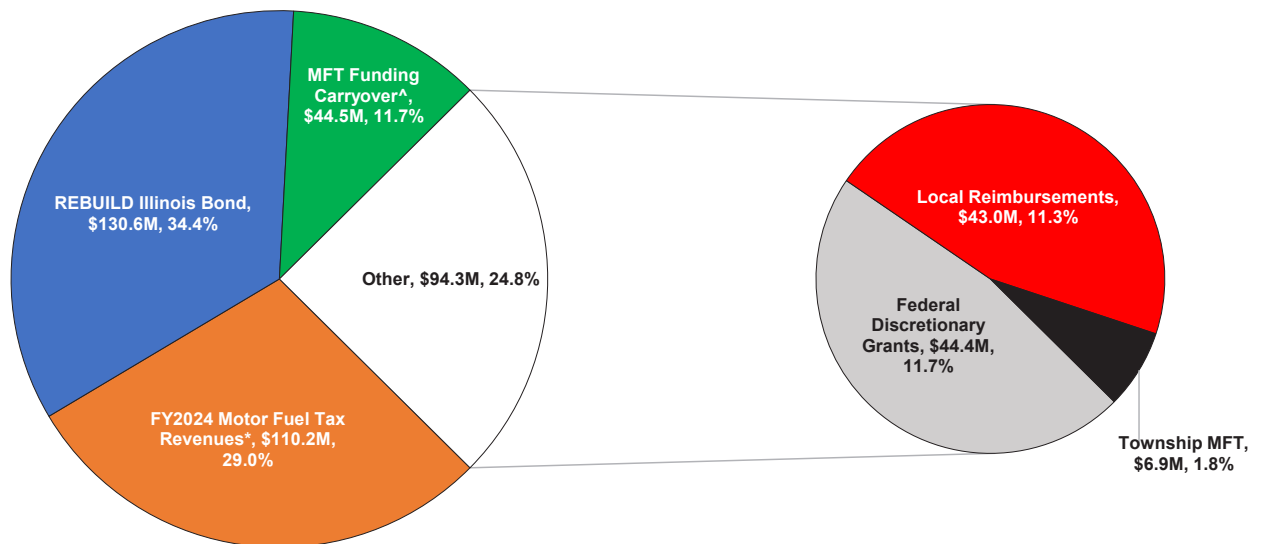
The adopted FY2024 budget for DOTH's projects is \$379.6 million, \$154.3 million is for capitalizable expenditures and \$225.3 million is allocated for maintenance or other non-capitalizable expenditures. DOTH received the final payout of the 2019 REBUILD Illinois bond funds in FY2022, bringing the County's share of REBUILD bond proceeds to a total of \$251.1 million. The expenditure of these funds is underway and spread over the five-year program as demonstrated in the FY2024-2028 forecast section below. DOTH worked closely with IDOT to ensure projects slated for bond fund usage met the eligibility standards and pre-approval requirements.

REVENUES

Revenues for DOTH's projects are comprised of a mix of state Motor Fuel Tax (MFT), federal and state grants, and local agency reimbursements. The 2019 REBUILD Illinois capital bill provided DOTH with two new sources of revenue: the Transportation Renewal Fund (TRF) and REBUILD Illinois Bond Funds.

The impact of these new revenue streams is substantial. The coronavirus pandemic and associated changes in travel behavior have destabilized ongoing transportation funding. Fuel consumption is undergoing unprecedented flux, which impacts the amount of MFT revenue the County receives. Considering the number of businesses still partially or fully keeping their workforces at home and historically high gas prices, it is unclear when vehicle travel trends and volumes will approach pre-pandemic levels. Moreover, the use of electric vehicles is on the rise and expected to make up an increasing share of total vehicle volumes. As a result, DOTH is taking a conservative approach to forecasting MFT revenues based on industry consultation. DOTH does not anticipate a return to pre-pandemic MFT levels before the end of 2024. The additional funds made available by REBUILD Illinois bonds and the Transportation Renewal Fund have provided a safety net despite this uncertainty, allowing planned projects in the near term to progress as planned.

FY2024 Transportation Funding Resources
\$379.6 million



Motor Fuel Tax (MFT)/Transportation Renewal Fund (TRF) revenue

Motor Fuel Tax revenue is the Department's primary funding source for its operations and projects. The TRF, an additional MFT revenue source created by REBUILD Illinois, increased the Motor Fuel Tax rate from 19 cents to 38 cents per gallon in 2019, supplementing the traditional monthly allotments DOTH receives from the State. As of July 2023, the combined tax rate for MFT and the TRF was 45.4 cents per gallon in Illinois.

In FY2024, DOTH estimates new MFT revenue of \$159.0 million to be available for capital projects, debt service, and operations. After removing funds needed for DOTH operating expenses and debt service, the MFT reserves needed for capital projects in FY2024 total approximately \$45.0 million.

REBUILD Illinois Bond Funds

The FY2024 budget illustrates the ongoing expenditure of REBUILD bond funds allocated to Cook County from the State of Illinois. In FY2024, \$130.6 million in bond funds are programmed for capital improvements. These funds must be authorized for expenditure by FY2025 on bondable capital improvements in accordance with the State's policy, which, in general, requires that projects have an average useful life of greater than or equal to 13 years. Bond funds are considered local funds, and as such, are deposited in the Department's MFT account and represented as traditional MFT funds.

MFT Interest Income

MFT funds are invested on DOTH's behalf by the Cook County Treasurer, creating an estimated \$600,000 in interest revenue in FY2024.

Federal and State Grants and Local Reimbursements

DOTH also receives project-specific revenue from federal, state, and local governments in the form of grants and reimbursements. In FY2024, anticipated grant revenues used for County projects total \$44.4 million and local reimbursements total \$43.0 million. DOTH will continue to compete for grant funding and partnering with local agencies to advance projects.

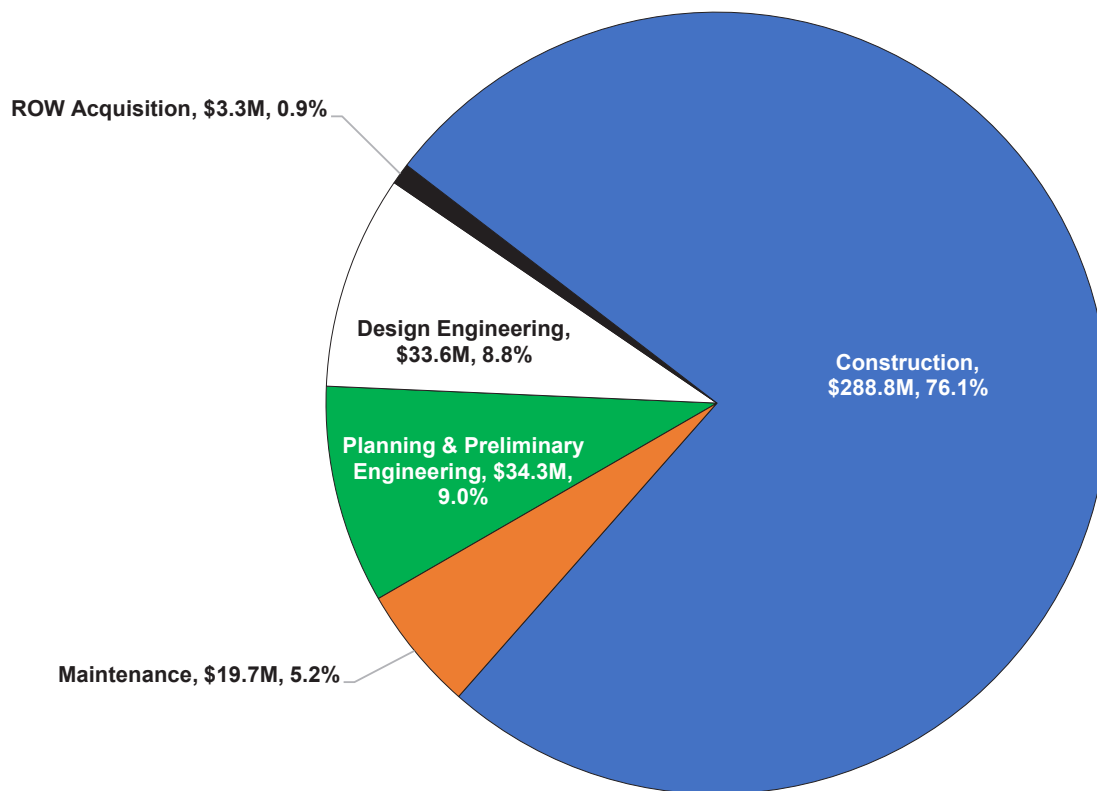
Township MFT funds

DOTH serves as the central repository for the monthly Township MFT allotments and has fiduciary responsibility over these accounts on behalf of 23 townships in a separate special revenue fund. Townships advance projects for their roadway construction and maintenance needs and seek reimbursement for these efforts from DOTH. A total of \$650,000 in new township revenues is projected for FY2024, in addition to the approximately \$6.3 million in carryover township revenues from prior years. Townships are also recipients of REBUILD Illinois bond funds, contributing to their available carryover. DOTH works closely with each Township to program use of these funds.

EXPENDITURES

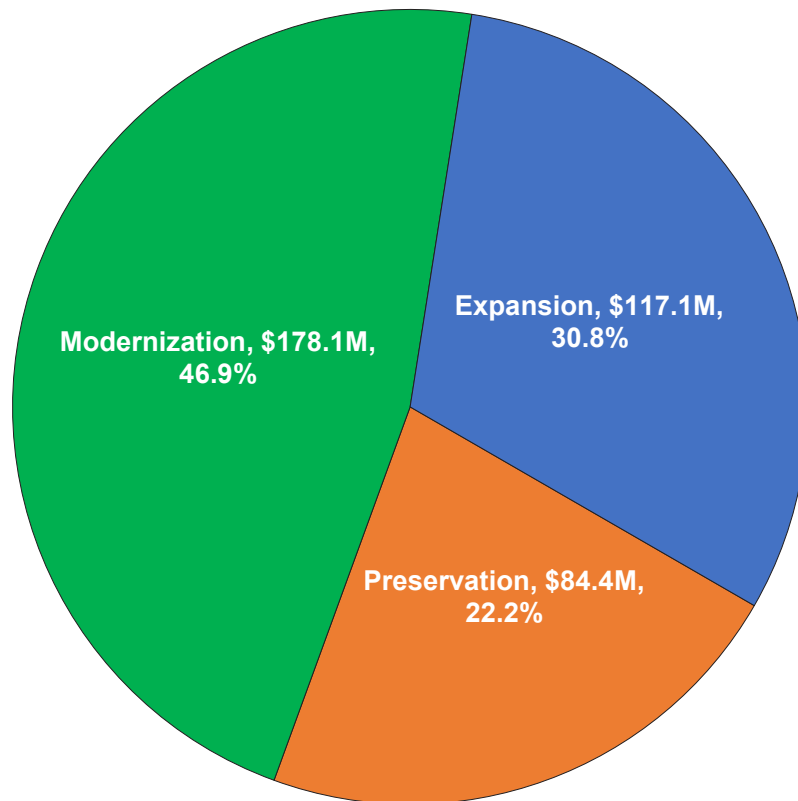
Adopted FY2024 expenditures for DOTH projects is \$379.6 million, which includes \$154.3 million in capitalizable project expenditures and \$225.3 million in maintenance and other non-capitalizable expenditures. Of the budgeted FY2024 expenditures, \$288.8 million or 76.1% are for construction, \$34.3 million or 9.0% for planning and preliminary engineering, \$33.6 million or 8.8% for design engineering, \$19.7 million or 5.2% for maintenance, and \$3.3 million or 0.9% for right-of-way acquisition. FY2024 expenditures also include a \$2.0 million annual transfer to the Chicago Transportation Authority.

FY2024 THP Expenditures by Task
\$379.7 million



Expenditures are categorized into three primary work types: preservation, modernization, and expansion. Preservation projects, which account for about 22.2% of FY2024 expenditures, extend the service life of transportation assets to minimize life cycle costs. Modernization projects, which make up 46.9% of FY2024 expenditures, provide safety and capacity improvements to the system and accommodate future enhancement opportunities. Expansion projects, which represent 30.8% of the FY2024 expenditures, typically involve additions to the system in the form of new multi-use paths, travel lanes, ramps, or new roadways.

FY2024 THP Transportation Expenses by Work Type
\$379.6 million



COOK COUNTY DEPARTMENT OF TRANSPORTATION AND HIGHWAYS FY2024 CAPITALIZABLE PROJECTS

Project Name	Project Description	Commissioner District	Primary Work Type	Municipality	Miles	Scope of Work	Funded by MFT (DOT Only)	Funded by State Grant	Funded by Federal Grant	Funded by Local Reimbursements (DOT Only)	Total Capitalizable Project Request
108TH AVENUE 13-W7509-02-FP	167th St to 159th St	17	Modernization	Orland Park	1.0	Roadway reconstruction with addition of multi-use path	750,000	-	-	-	750,000
143RD STREET 18-88026-00-EG	over Tinley Creek (SN 016-3069)	6	Modernization	Unincorporated Cook County	-	Removal and replacement of the five-lane, single span bridge over Tinley Creek	301,216	-	-	-	301,216
151ST STREET 22-85626-00-DR	over Boca Rio Ditch	6	Modernization	Oak Forest	-	Replacement of culvert crossing and upstream channel improvements	24,087	-	-	34,739	58,827
170TH STREET 18-85936-00-EG	over Thorn Creek (SN 016-3095)	6	Modernization	South Holland	-	Removal and replacement of the double span bridge over Thorn Creek	350,867	-	-	-	350,867
175TH STREET 17-86125-00-EG	175th St, Ridgeland Ave, Oak Forest Ave	6, 17	Modernization	Tinley Park	1.3	Roadway reconstruction with drainage improvements and construction of two-way turn lane to accommodate side streets and driveways	30,658	-	-	-	30,658
175TH STREET 20-86125-00-PV	175th St, Ridgeland Ave, Oak Forest Ave	6, 17	Modernization	Tinley Park	1.3	Roadway reconstruction with drainage improvements and construction of two-way turn lane to accommodate side streets and driveways	11,403,065	-	-	-	11,403,065
80TH AVENUE 21-W3207-00-PV	191st St 1124 ft north of 183rd St	6	Expansion	Tinley Park	1.5	Roadway and bridge reconstruction with signal improvements and addition of a new multi-use path	2,311,230	-	-	-	2,311,230
86TH AVENUE	131st Street to Cal-Sag Road	17	Modernization	Palos Park	2.0	Roadway reconstruction with addition of new bike & pedestrian facilities	800,000	-	-	-	800,000
87TH ST AT ROBERTS RD	at 87th St and Roberts Rd	6	Expansion	Bridgeview, Hickory Hills, Justice	0.5	Roadway reconstruction & widening with traffic signal and pedestrian improvements	4,979,050	-	-	-	4,979,050
87TH STREET 19-B4224-00-BR	S 78th Ave to S Oketo Ave	4	Preservation	Bridgeview	-	Removal and replacement of existing bridge deck and approach slabs with additional minor bridge repairs	500,000	-	-	-	500,000
88THCORK AVENUE 19-W3019-00-PV	at I-294 Interchange	6, 17	Expansion	Justice	1.5	Pavement reconstruction with drainage & traffic signal improvements	849,051	2,218,207	-	739,212	3,806,470
BARRYPOINT ROAD REPAIRS	over Des Plaines River (SN 016-6800)	16, 17	Preservation	Riverside, Lyons	-	Bridge bearing replacement with crack sealing, concrete and miscellaneous repairs	460,000	-	-	-	460,000
Bridge Deck Patch and Overlay Replacement Contract	TBD	Countywide	Preservation	Various	-	Remove and replace deck overlays, partial and full depth concrete deck patching	3,220,000	-	-	-	3,220,000
BRIDGE MAINTENANCE PROGRAM SOUTH	Various locations	5, 6, 16, 17	Preservation	Various	-	Various bridge preservation contract for northern Cook County	1,208,346	-	-	-	1,208,346
BRIDGE REPAIR PROJECT 21-BRREP-00-BR	Various locations	9, 14	Preservation	Glenview, Deerfield, Des Plaines	-	Removal and replacement of expansion joints with structural steel cleaning and painting for 3 bridges	136,587	-	-	-	136,587
BUFFALO GROVE ROAD 21-W1446-00-PV	Hintz Rd to St. Mary's Pkwy	14	Modernization	Buffalo Grove, Arlington Heights, Wheeling	2.0	Roadway reconstruction with drainage, intersection & ADA-compliant pedestrian improvements	635,000	-	-	-	635,000
BURNHAM MULTIMODAL CONNECTOR BRIDGE 22-BMNCB-00-BR	Green Bay Ave to Brainard Ave	4	Expansion	Chicago, Burnham	0.4	Construction of a multi-use bike and pedestrian bridge over five railroad lines	500,000	-	-	-	500,000
BUSSE ROAD 20-W7141-00-PV	Golf Rd to Central Rd	9, 15	Expansion	Arlington Heights, Mount Prospect	1.3	Roadway reconstruction & widening with drainage improvements and addition of a multi-use path	549,819	-	-	-	549,819
BUTLER DRIVE 22-BUTDR-00-PV	Doty Ave to 130th St	4	Preservation	Illinois International Port Authority	1.2	Roadway reconstruction at the IL International Port District	1,125,000	-	-	-	1,125,000
CAL-SAG BRIDGE STEEL TRUSS STRENGTHENING 18-CSSTS-00-BR	104th Ave, Ridgeland Ave, Pulaski Ave, Francisco Ave bridges	5, 6, 17	Preservation	Various	0.8	Truss and adjacent minor bridge repairs with structural steel cleaning and painting	65,362	-	-	-	65,362
CENTRAL AVENUE 19-HICFR-03-ES	Sauk Tft to Lincoln Hwy	6	Modernization	Matteson, Richton Park	1.5	Roadway reconstruction with drainage improvements, addition of a turn lane, and new multi-use path	1,375,000	-	-	-	1,375,000
CENTRAL AVENUE BRIDGE 22-W3924-03-BR	over Sanitary & Ship Canal (SN 016-3240)	16	Modernization	Forest View, Stickney	0.5	Removal and replacement of bridge deck with structural steel cleaning and painting	14,805,841	-	-	-	14,805,841
CENTRAL ROAD 21-A6107-00-PV	Barrington Rd to Huntington Blvd	15	Expansion	Hoffman Estates, South Barrington	1.3	Roadway reconstruction with traffic signal modernization and addition of a multi-use path	941,292	-	-	-	941,292
CENTRAL ROAD AT ELA ROAD 23-A6109-00-TL	at Ela Rd	15	Modernization	Hoffman Estates	-	IGA cost participation in traffic signal replacement project led by ISTHA at the intersection of Central Road & Ela Road	300,000	-	-	-	300,000
COUNTY LINE ROAD NORTH 18-W7331-00-RP	Grand Ave to Lake St	17	Expansion	Elmhurst	1.7	Reconstruction, widening and realignment of County Line Road to accommodate I-294 exit ramp	-	-	1,419,382	1,033,581	2,452,963
COUNTY LINE ROAD SOUTH 16-W7331-00-RP	I-294 Ramp to Lake St	17	Expansion	Elmhurst, Northlake	1.5	Structure & roadway reconstruction with construction of a new connector road	-	-	1,198,074	1,113,488	2,311,562
CRAWFORD AVENUE 18-W4339-00-EG	Oakton St to Golf Rd	13	Preservation	Skokie	2.0	Roadway reconstruction	721,915	-	-	-	721,915
CREATE - COTTAGE GROVE AVE OVER IHB/CSX RR (GS23A)	over IHB/CSX RR tracks (CREATE GS23a)	5	Modernization	Dolton	-	Grade separation at Cottage Grove Avenue over the four sets of IHB/CSX railroad tracks	-	-	1,000,000	-	1,000,000
EAST LAKE AVENUE 18-A5924-00-BR	over MFNB Chicago River (SN 016-0544)	14	Modernization	Glenview, Wilmette	-	Removal and replacement of bridge deck with structural steel cleaning and painting	911,613	-	-	-	911,613
EUCLID AVENUE	Rohlfing Road to US 12 (Rand Road)	14	Modernization	Arlington Heights	4.1	Roadway resurfacing with ADA sidewalk improvements and traffic signal replacement	75,000	-	-	-	75,000
FRANCISCO AVENUE SIDEWALKS	Cal-Sag Channel to Wireton Rd / Vermont Ave and California Ave	5	Modernization	Blue Island	0.3	Construction of ADA-compliant sidewalks and curb ramps on Francisco Ave over the Cal-Sag Channel	250,000	-	-	-	250,000
HAPP ROAD 20-W4044-00-PV	Winnetka Rd to Willow Rd	14	Expansion	Northfield	0.6	Roadway reconstruction with roundabout construction, drainage & mobility improvements	414,614	-	-	-	414,614
HIBBARD ROAD	Skokie Blvd to Old Glenview Rd	14	Modernization	Wilmette	1.0	Roadway reconstruction	500,000	-	-	-	500,000
HINTZ ROAD	over Wheeling Drainage Ditch	14	Preservation	Wheeling	-	Removal and replacement of bridge deck drain & joints with structural steel cleaning and painting	975,200	-	-	-	975,200
HSP - 171ST STREET	at 80th Ave	17	Modernization	Tinley Park	-	Traffic signal removal and replacement with ADA-compliant ramp upgrades	425,868	-	881,280	-	1,307,148
I-55 FRONTAGE ROAD 21-FRIS5-00-PV	County Line Rd to I-294 Bridge	17	Modernization	Burr Ridge	1.0	Reconstruction of the I-55 Frontage Road From County Line Road to I-294	486,368	-	-	-	486,368
ILLINOIS ROUTE 19 18-V4738-00-PV	at Bartlett Rd	15	Expansion	Streamwood	-	Intersection reconstruction with new sidewalk construction	532,953	-	-	-	532,953
JOE ORR ROAD 02-86736-01-EG	Torrence Ave to Burnham Ave	6	Expansion	Lynwood	2.0	Roadway reconstruction & widening with intersection and pedestrian improvements	300,000	150,000	-	-	450,000
KEDDIE AVENUE 16-W4506-00-EG	Volmer Rd to 159th St	5, 6	Modernization	Olympia Fields, Flossmoor, Hazel Crest, Homewood, and Markham	5.0	Roadway reconstruction and/or resurfacing with pedestrian and bicycle improvements	1,437,500	-	-	-	1,437,500
LAKE COOK ROAD 14-A5015-03-RP	Raupp Blvd to Hastings Ln	14	Expansion	Buffalo Grove, Wheeling	3.1	Roadway reconstruction & widening with bridge, drainage, lighting, pedestrian and signal improvements	605,732	-	-	-	605,732
LAKE COOK ROAD 23-A5014-00-PV	Arlington Heights Rd to Raupp Blvd	14	Modernization	Buffalo Grove	1.0	Pavement patching and asphalt overlay with drainage, traffic signal, lighting and pedestrian improvements	550,792	-	-	-	550,792
LAKE COOK ROAD PAVEMENT PROJECT	County Line Rd to I-94	14, 15	Preservation	Barrington Hills, Barrington, Palatine, Buffalo Grove, Wheeling, Northbrook, Deerfield	11.5	Pavement grind and patch on deteriorated sections of roadway	2,875,000	-	-	-	2,875,000
LANDWEHR ROAD 22-W8043-00-PV	Lake Ave to Hampton Court	14	Preservation	Glenview	0.5	Roadway rehabilitation	350,000	-	-	-	350,000
LEHIGH AVENUE 18-A5923-00-EG	over East Lake Ave (SN 016-1129)	14	Modernization	Glenview	-	Bridge reconstruction	685,188	-	-	-	685,188
MEACHAM ROAD 18-V6438-00-EG	over Salt Creek (SN 016-3217)	17	Modernization	Schaumburg, Elk Grove Village	-	Removal and replacement of bridge deck with structural steel cleaning and painting	694,868	-	-	-	694,868
OAKTON STREET	Skokie Blvd to McCormick Blvd	13	Preservation	Skokie	1.8	Roadway rehabilitation with proposed construction of a new bicycle lane	400,000	-	-	-	400,000

COOK COUNTY DEPARTMENT OF TRANSPORTATION AND HIGHWAYS FY2024 CAPITALIZABLE PROJECTS

Project Name	Project Description	Commissioner District	Primary Work Type	Municipality	Miles	Scope of Work	Funded by MFT (DOT Only)	Funded by State Grant	Funded by Federal Grant	Funded by Local Reimbursements (DOT Only)	Total Capitalizable Project Request
OLD ORCHARD ROAD 14-A8327-09RP	Woods Dr to Skokie Blvd	13	Expansion	Skokie	0.3	Pavement reconstruction & widening with drainage, intersection and ADA-compliant pedestrian improvements	5,438,664	-	1,952,000	-	7,390,664
OLYMPIAN WAY	over Butterfield Creek (SN 016-3222)	5	Preservation	Olympia Fields	-	Removal and replacement of bridge deck and longitudinal joints	254,333	-	-	-	254,333
PLAINFIELD ROAD 16-B3719-00-EG	County Line Rd to East Ave	17	Modernization	Burr Ridge, Western Springs, Indian Head Park, Countryside, LaGrange, McCook	3.5	Pavement reconstruction with drainage, traffic signal, and multimodal transportation improvements	400,000	-	-	-	400,000
PRRP NORTH 2021	Various locations	14, 15	Modernization	Arlington Heights, Schaumburg, Palatine, Elk Grove, Roselle	10.2	Pavement rehabilitation with associated traffic signal modernization, drainage, and ADA sidewalk improvements	1,309,000	-	-	255,587	1,564,587
PRRP SOUTH 2021	Various locations	16, 17	Modernization	Proviso, Orland	3.8	Pavement rehabilitation with associated traffic signal modernization, drainage, and ADA sidewalk improvements	256,376	-	-	-	256,376
PRP NORTH 2022 22-PRPN1-00-PV	Various locations	14, 15, 17	Preservation	Northbrook, Glenview, Elk Grove, Bartlett, Elgin	7.5	Pavement rehabilitation with associated traffic signal modernization, drainage, and ADA sidewalk improvements	12,660,000	-	-	-	12,660,000
PRP NORTH 2023 (A) 23-PRPN1-01-PV	Various locations	14, 15	Preservation	Inverness, Hoffman Estates, Glenview, Northfield, Northbrook	8.4	Pavement rehabilitation with associated traffic signal modernization, drainage, and ADA sidewalk improvements	1,000,000	-	-	-	1,000,000
PRP NORTH 2023 (B) 23-PRPN2-00-PV	Various locations	9, 13, 14, 15	Preservation	Skokie, Morton Grove, Hoffman Estates, Wheeling, Prospect Heights, Unincorporated	3.6	Pavement rehabilitation with associated traffic signal modernization, drainage, and ADA sidewalk improvements	3,200,000	-	-	-	3,200,000
PRP SOUTH 2022 (A) 22-PRPS1-00-PV	Various locations	4, 5, 6, 17	Modernization	Various	10.8	Pavement rehabilitation with associated traffic signal modernization, drainage, and ADA sidewalk improvements	3,431,000	-	-	-	3,431,000
PRP SOUTH 2022 (B) 22-PRPS2-00-PV	Various locations	5, 6, 17	Preservation	Orland Park, Flossmoor, Homewood, Glenwood, Sauk Village, Steger, Unincorporated	3.8	Pavement rehabilitation with associated traffic signal modernization, drainage, and ADA sidewalk improvements	8,040,000	-	-	-	8,040,000
PRP SOUTH 2023 23-PRPS1-01-PV	Various locations	6, 16, 17	Preservation	Forestview, Summit, Burr Ridge, Palos Hills, Lemont, Orland Park, Oak Forest, Tinley P	9.2	Pavement rehabilitation with associated traffic signal modernization, drainage, and ADA sidewalk improvements	7,500,000	-	-	-	7,500,000
PULASKI ROAD 16-W4312-00-EG	159th St to 127th St	5	Modernization	Alsip, Crestwood, Robbins, Midlothian, Markham	4.0	Removal and replacement of bridge & pavement reconstruction with drainage, traffic signal modernization and multimodal transportation improvements	400,000	-	-	-	400,000
QUENTIN ROAD 00-V6256-09-RP	Dundee Rd to Lake Cook Rd	14	Modernization	Palatine, Deer Park	1.0	Roadway reconstruction with bridge replacement, drainage improvements and addition of a multi-use path	57,280	-	-	-	57,280
ROBERTS ROAD 19-W3216-00-PV	Valley Dr to 87th St	17	Modernization	Hickory Hills, Palos Hills	2.9	Roadway resurfacing with pavement patching, new markings and drainage improvements	332,097	-	-	-	332,097
ROBERTS ROAD 20-W3216-00-PV	at 111th St	6	Modernization	Palos Hills	0.0	Phases I-II and land acquisition for intersection improvements w/ a southbound right-turn lane	115,000	-	-	-	115,000
SANDERS ROAD 21-W2444-00-PV	Milwaukee Ave to Techny Rd	14	Modernization	Glenview, Prospect Heights	1.9	Roadway reconstruction & widening with drainage improvements, traffic signal modernization and construction of multi-use path	825,975	-	-	-	825,975
SAUK TRAIL 21-C1131-00-PV	Ashland Ave to Western Ave	6	Modernization	Unincorporated Cook County	1.3	Roadway & bridge reconstruction	768,330	-	-	-	768,330
SHOE FACTORY ROAD 16-A6202-00-PV	Essex Dr to Beverly Rd	15	Modernization	Hoffman Estates	1.1	Roadway reconstruction & widening with traffic signal and other safety improvements	5,750,000	-	-	-	5,750,000
TOUHY AVENUE 15-34117-01-RP	Elmhurst Rd to Mount Prospect Rd	15, 17	Expansion	Chicago, Elk Grove, Des Plaines	2.9	Pavement reconstruction, grade separation, and roadway realignment with drainage & multimodal transportation improvements	362,907	-	-	-	362,907
TRAFFIC SIGNAL MODERNIZATION/REPLACEMENT PROGRAM (TSMRP) #1 (CURRENT) 23-TSMRP-00-TL	Countywide	6, 9, 11, 14, 15, 16, 17	Modernization	Various	-	Various traffic signal replacement and modernization improvements	8,800,000	-	-	200,000	9,000,000
TRAFFIC SIGNAL REPLACEMENT (HSIP) - PACKAGE #1 23-HSIP1-00-TL	Ridgeland Ave at 143rd St, Kedzie Ave at 139th St, Kedzie Ave at 175th St	5, 6	Modernization	Hazel Crest, Robbins, Bremen Twp	-	Traffic signal replacement, traffic rechannelization, pavement widening, lighting, signage & marking improvements	2,871,900	-	884,666	-	3,756,566
VARIOUS CONSTRUCTION MANAGEMENT SERVICES #2 20-CMSVV-00-PV	Countywide	Countywide	Modernization	Countywide	-	Various professional engineering and construction inspection services	1,734,250	-	-	-	1,734,250
VARIOUS CONSTRUCTION MANAGEMENT SERVICES #3 20-CMSVV-01-PV	Countywide	Countywide	Modernization	Countywide	-	Various professional engineering and construction inspection services	1,112,717	-	-	-	1,112,717
VARIOUS CONSTRUCTION MANAGEMENT SERVICES #4 23-CMSVV-02-PV	Countywide	Countywide	Modernization	Countywide	-	Various professional engineering and construction inspection services	500,000	-	-	-	500,000
VARIOUS CONSTRUCTION MANAGEMENT SERVICES #5 23-CMSVV-03-PV	Countywide	Countywide	Modernization	Countywide	-	Various professional engineering and construction inspection services	500,000	-	-	-	500,000
VARIOUS CONSTRUCTION MANAGEMENT SERVICES PPR #1 20-CMPFN-00-PV	Countywide	Countywide	Modernization	Countywide	-	Various professional engineering and construction inspection services for pavement rehabilitation projects	1,707,000	-	-	23,235	1,730,235
VARIOUS CONSTRUCTION MANAGEMENT SERVICES PPR #2 20-CMPPS-00-PV	Countywide	Countywide	Modernization	Countywide	-	Various professional engineering and construction inspection services for pavement rehabilitation projects	1,495,738	-	-	-	1,495,738
VARIOUS DESIGN ENG SERVICES #7 21-8DESUV-01-EG	Countywide	Countywide	Modernization	Countywide	-	Various Phase II design engineering services	1,000,000	-	-	-	1,000,000
VARIOUS DESIGN ENG SERVICES #8 21-8DESUV-02-EG	Countywide	Countywide	Preservation	Countywide	-	Various Phase II design engineering services	1,750,000	-	-	-	1,750,000
VARIOUS DESIGN ENG SERVICES #9 21-8DESUV-03-EG	Countywide	Countywide	Modernization	Countywide	-	Various Phase II design engineering services	250,000	-	-	-	250,000
VARIOUS DRAINAGE ENG SERVICES #1 19-6VDES-00-EG	Countywide	Countywide	Modernization	Countywide	-	Various drainage engineering services	50,000	-	-	-	50,000
VARIOUS PRELIMINARY AND DESIGN ENG. SERVICES FOR PAVEMENT REHAB PROJECTS 23-PEDES-00-EG	Countywide	Countywide	Modernization	Countywide	-	Various preliminary and design engineering services for pavement projects	1,500,000	-	-	-	1,500,000
VARIOUS PRELIMINARY ENG SERVICES #1 18-6PESV-00-ES	Countywide	Countywide	Modernization	Countywide	-	Various Phase I preliminary engineering services	1,000,000	-	-	-	1,000,000
VARIOUS PRELIMINARY ENG SERVICES #2 18-6PESV-01-ES	Countywide	Countywide	Modernization	Countywide	-	Various Phase I preliminary engineering services	1,000,000	-	-	-	1,000,000
VARIOUS PRELIMINARY ENG SERVICES #3 18-6PESV-02-ES	Countywide	Countywide	Modernization	Countywide	-	Various Phase I preliminary engineering services	1,000,000	-	-	-	1,000,000
VOLLMER ROAD 14-B6630-03-ES	Kedzie Ave to Western Ave	5	Modernization	Olympia Fields, Flossmoor	1.0	Roadway reconstruction including railroad viaduct improvements	315,000	-	-	-	315,000
WILLOW ROAD	over Hillcrest Lake	14	Modernization	Prospect Heights	-	Roadway reconstruction and profile raise with culvert replacement	1,100,000	-	-	-	1,100,000
WOLF ROAD 20-W2221-00-EG	79th St to Plainfield Ave	17	Modernization	Indian Head Park, Burr Ridge	2.3	Roadway reconstruction with drainage improvements, traffic signal modernization and new multi-use path	600,000	-	-	-	600,000

Funded by MFT (DOT Only)	Total Funded by State Grants	Total Funded by Federal Grants	Total Funded by Local Reimbursements (DOT Only)	Total - All FY2024 Capitalizable Projects
\$141,201,649	\$2,368,207	\$7,335,402	\$3,399,842	\$154,305,100

COOK COUNTY DEPARTMENT OF TRANSPORTATION AND HIGHWAYS FY2024 CAPITALIZABLE PROJECTS

Project Name	Project Description	Commissioner District	Primary Work Type	Municipality	Miles	Scope of Work	Funded by Township Funds	Funded by MFT (DOT Only)	Funded by State Grant	Funded by Federal Grant	Funded by Local Reimbursements (DOT Only)	Total Non-Capitalizable Project Request
134TH STREET 16-13433-00-RP	Halsted St to Marsden Dr	5	Expansion	Riverdale	0.33	Pavement reconstruction with drainage improvements and addition of a sidewalk	-	122,500	51,874	-	-	174,375
151ST STREET 22-85626-00-DR	over Boca Rio Ditch	6	Modernization	Oak Forest	0	Replacement of culvert crossing and upstream channel improvements	-	-	-	-	43,880	43,880
175TH STREET 20-86125-00-PV	175th St, Ridgeland Ave, Oak Forest Ave	6, 17	Modernization	Timley Park	1.34	Roadway reconstruction with drainage improvements and construction of two-way turn lane to accommodate side streets and driveways	-	-	-	-	5,109,620	5,109,620
606 EXTENSION 23-606TR-00-BT	Ashland Ave to Elston Ave	12	Expansion	Chicago	0.16	Extension of the 606 trail east from current terminus under Kennedy Expressway to Elston Avenue	-	1,480,000	-	720,000	-	2,200,000
88TH/CORK AVENUE 19-W3019-00-PV	at I-294 Interchange	6, 17	Expansion	Justice	1.51	Pavement reconstruction with drainage & traffic signal improvements	-	2,547,154	-	6,654,622	2,217,635	11,419,411
BURNHAM AVENUE GRADE SEPARATION 21-BURGS-00-EG	143rd St to 134th St	4	Expansion	Burnham	1.14	Phase I engineering for grade separated crossing of Burnham Ave at NS, NICTD, and CSX Railroads	-	-	-	-	750,000	750,000
BURNHAM AVENUE RAILROAD AGREEMENTS 21-BURGS-00-EG	143rd St to 134th St	4	Modernization	Burnham	1.14	Railroad agreements for future grade separated crossing of Burnham Ave at NS, NICTD, and CSX Railroads	-	100,000	-	-	-	100,000
BURNHAM GREENWAY TRAIL	NA	4	Modernization	Burnham	NA	Assistance to complete Village of Burnham's Phase I study	-	200,000	-	-	-	200,000
BUTLER DRIVE 22-BUTDR-00-PV	Doty Ave to 130th St	4	Preservation	Illinois International Port Authority	1.2	Roadway reconstruction at the IL International Port District	-	-	90,000	360,000	-	450,000
CDOT ALDERMANIC WARDS	City of Chicago	Countywide	Modernization	Chicago	Various	Various transportation improvements in Chicago Aldermanic Wards	-	3,700,000	-	-	-	3,700,000
CDOT PAVEMENT PRESERVATION AND REHABILITATION 17-REHAB-03-PV	City of Chicago	Countywide	Preservation	Chicago	Various	Various transportation improvements across the City of Chicago	-	1,435,021	-	-	-	1,435,021
CDOT PAVEMENT PRESERVATION AND REHABILITATION 18-REHAB-00-PV	City of Chicago	Countywide	Modernization	Chicago	Various	Various transportation improvements across the City of Chicago	-	4,580,933	-	-	-	4,580,933
CDOT PAVEMENT PRESERVATION AND REHABILITATION 20-REHAB-00-PV	City of Chicago	Countywide	Modernization	Chicago	Various	Pavement preservation and rehabilitation and other various transportation improvements	-	4,569,870	-	-	-	4,569,870
CDOT STRATEGIC TRANSPORTATION INITIATIVES 22-CDOT1-00-PV	City of Chicago	Countywide	Modernization	Chicago	Various	Strategic partnership with CDOT for pavement preservation and rehabilitation	-	5,625,000	-	-	-	5,625,000
CENTRAL ROAD 21-A6107-00-PV	Barrington Rd to Huntington Blvd	15	Expansion	Hoffman Estates, South Barrington	1.3	Roadway reconstruction with traffic signal modernization and addition of a multi-use path	-	-	-	-	6,250	6,250
CHICAGO UNION STATION CONCOURSE IMPROVEMENTS	225 South Canal Street, Chicago	2	Modernization	Chicago	NA	IGA cost participation for the IJUA FY21 Fed-State Partnership SOGR Discretionary Grant	-	250,000	-	-	-	250,000
CITY-COUNTY BUILDING PEDWAY EXTENSION	Pedway level and parts of ground floor of 118 N Clark St and 121 N LaSalle St in Chicago Illinois	2	Expansion	Chicago	NA	Update and implement existing construction plans for a pedway extension beneath the City-County building (118 N. Clark St.)	-	399,761	-	-	-	399,761
CONNECT FRANKLIN PARK	Village of Franklin Park	17	Modernization	Franklin Park	NA	IGA cost participation for grade separation and closing crossings, Phase I and II	-	200,000	-	-	-	200,000
COOK COUNTY 2050 LONG RANGE TRANSPORTATION PLAN	Countywide	Countywide	Modernization	Countywide	NA	Long range transportation for Cook County through the year 2050	-	250,000	-	-	-	250,000
COUNTY BRIDGE DRAINAGE SYSTEM CLEANING	Countywide	Countywide	Preservation	Countywide	NA	To Clean, Maintain and Repair bridge deck sumpers and downspout drainage system.	-	250,000	-	-	-	250,000
COUNTY LINE ROAD SOUTH 16-W7331-00-RP	I-294 Ramp to Lake St	17	Expansion	Elmhurst, Northlake	1.46	Structure & roadway reconstruction with construction of a new connector road	-	-	-	3,594,223	4,234,422	7,828,645
CREATE - 75TH STREET CORRIDOR IMPROVEMENT	75th St CIP and Argo Connection	2, 3, 4	Modernization	Chicago	0	Implement corridor wide improvements to rail tracks, connections & crossings on 75th Street	-	31,945,549	-	-	-	31,945,549
CREATE - 87TH ST & CSX RR (GS20)	Rockwell St and Western Ave	3, 4	Modernization	Evergreen Park	0	Feasibility study for grade separation at 87th Street and Rockwell Street	-	500,000	-	-	-	500,000
CREATE - COTTAGE GROVE AVE OVER IHB/CSX RR (GS23A)	over IHB/CSX RR tracks (CREATE GS23a)	5	Modernization	Dolton	0	Grade separation at Cottage Grove Avenue over the four sets of IHB/CSX railroad tracks	-	500,000	-	-	-	500,000
CREATE - HARLEM AVE OVER BNSF RR (GS18)	Harlem Ave at BNSF	16	Modernization	Benwyn, Riverside	0	Grade separation at Harlem Avenue over the BNSF railroad tracks (Create GS18)	-	400,000	-	-	-	400,000
CURB RAMP IMPROVEMENTS NORTH 24-CRPN-00-CG	Various locations	12, 14, 15	Modernization	Arlington Heights, Elk Grove Village	Various	Curb ramp improvements and other ADA-compliant pedestrian upgrades related to pavement maintenance and rehabilitation projects	-	322,000	-	-	-	322,000
CURB RAMP IMPROVEMENTS SOUTH 24-CRIPS-00-CG	Various locations	5, 6, 17	Modernization	Orland Park, Orland Hills, Palos Heights, Olympia	Various	Curb ramp improvements and other ADA-compliant pedestrian upgrades related to pavement maintenance and rehabilitation projects	-	320,000	-	-	-	320,000
FAIR TRANSIT DEMONSTRATION (METRA) 21-SCFTP-00-TD	NA	3, 4, 5, 6, 11, 17	Modernization	South Council	NA	Reduce fares on Metra Electric and Rock Island to improve affordability	-	2,500,000	-	-	-	2,500,000
FAIR TRANSIT 2.0 EQUITY FUND	Countywide	3, 4, 5, 6, 11, 17	Modernization	South Council	NA	Future years commitment to supporting equitable transit access in South Cook County	-	7,000,000	-	-	-	7,000,000
FRANKLIN AVENUE 21-FRAGS-00-PV	York Rd to Runge St	17	Expansion	Bensenville, Franklin Park	1.74	Roadway reconstruction & widening of 4-lane roadway	-	-	-	11,903,383	4,375,438	16,278,821
GENERAL MAINTENANCE - AGGREGATE MATERIALS	Countywide	Countywide	Preservation	Countywide	NA	Stone materials utilized on preservation projects countywide	-	50,000	-	-	-	50,000
GENERAL MAINTENANCE - BULK ROCK SALT DE-ICING MATERIALS	Countywide	Countywide	Preservation	Countywide	NA	Bulk Rock Salt De-icing materials utilized Countywide during winter operations	-	1,500,000	-	-	-	1,500,000
GENERAL MAINTENANCE - CALCIUM CHLORIDE	Countywide	Countywide	Preservation	Countywide	NA	Liquid Calcium Chloride De-icing Materials utilized during Winter Operations	-	85,000	-	-	-	85,000
GENERAL MAINTENANCE - CATCH BASIN AND INLET CLEANING	Countywide	Countywide	Preservation	Countywide	NA	Catch basin and inlet cleaning services on the Cook County Highway network system	-	1,000,000	-	-	-	1,000,000
GENERAL MAINTENANCE - COLD PATCH (NORTH)	Maintenance Districts 1 and 2	Countywide	Preservation	Countywide	NA	Bituminous Cold Patch materials utilized in District 1 and 2 (North) pavement projects	-	130,000	-	-	-	130,000
GENERAL MAINTENANCE - COLD PATCH (SOUTH)	Maintenance Districts 4 and 5	Countywide	Preservation	Countywide	NA	Bituminous Cold Patch materials utilized in District 4 and 5 (South) pavement projects	-	130,000	-	-	-	130,000
GENERAL MAINTENANCE - CONCRETE BRIDGE SURFACE SEALER SOLUTION	Countywide	Countywide	Preservation	Countywide	NA	To provide protection to the concrete bridge surfaces against chemicals used for deicing	-	65,000	-	-	-	65,000
GENERAL MAINTENANCE - CRACK FILL MATERIALS	Countywide	Countywide	Preservation	Countywide	NA	Crafco Crack Fill materials and Detackfying solution utilized for pavement preservation	-	35,000	-	-	-	35,000
GENERAL MAINTENANCE - ELECTRICAL MECHANICAL ITEM (EMM) #3	Countywide	Countywide	Preservation	Countywide	NA	Maintain County electrical assets: traffic signals, lighting, bridge cathodic, pump stations, and maintenance facilities	-	3,700,000	-	-	800,000	4,500,000
GENERAL MAINTENANCE - GUARDRAIL AND TRAFFIC BARRIER REPAIR AND REPLACEMENT	Countywide	Countywide	Preservation	Countywide	NA	Guardrail and traffic barrier terminal replacement and repair services contract	-	427,250	-	-	-	427,250
GENERAL MAINTENANCE - HOT PATCH (NORTH)	Maintenance Districts 1 and 2	Countywide	Preservation	Countywide	NA	Bituminous Hot Patch materials utilized in Districts 1 and 2 (North) for pavement preservation	-	175,000	-	-	-	175,000
GENERAL MAINTENANCE - HOT PATCH (SOUTH AREA 1)	Maintenance District 4	Countywide	Preservation	Countywide	NA	Bituminous Hot Patch Materials utilized in South Area 1 District 4 Pavement Preservation Projects	-	50,000	-	-	-	50,000
GENERAL MAINTENANCE - HOT PATCH (SOUTH AREA 2)	Maintenance District 5	Countywide	Preservation	Countywide	NA	Bituminous Hot Patch Materials utilized in South Area 2 District 5 Pavement Preservation Projects	-	50,000	-	-	-	50,000
GENERAL MAINTENANCE - MOWING	Countywide	Countywide	Preservation	Countywide	NA	Chargeback to CCFPD Mowing for ROW along FPD Property	-	250,000	-	-	-	250,000
GENERAL MAINTENANCE - PAVEMENT MARKINGS #2 25-SMARK-00-GM	Countywide	Countywide	Preservation	Countywide	NA	Furnish and install pavement markings, median markings, and raised reflective pavement markers.	-	2,500,000	-	-	-	2,500,000
GENERAL MAINTENANCE - SIGNING #2 25-SIGN-00-GM	Countywide	Countywide	Preservation	Countywide	NA	Furnish, install, and maintain signs through out Cook County Highway system.	-	1,000,000	-	-	-	1,000,000
GENERAL MAINTENANCE - SPOILS REMOVAL	Countywide	Countywide	Preservation	Countywide	NA	Spoils removal services utilized for the countywide removal of waste materials	-	250,000	-	-	-	250,000

COOK COUNTY DEPARTMENT OF TRANSPORTATION AND HIGHWAYS FY2024 NON-CAPITALIZABLE PROJECTS

Project Name	Project Description	Commissioner District	Primary Work Type	Municipality	Miles	Scope of Work	Funded by Township Funds	Funded by MFT (DOT Only)	Funded by State Grant	Funded by Federal Grant	Funded by Local Reimbursements (DOT Only)	Total Non-Capitalizable Project Request
GENERAL MAINTENANCE - STORM SEWER CLEANING #1	Countywide	Countywide	Preservation	Countywide	NA	Storm Sewer Cleaning	-	1,250,000	-	-	-	1,250,000
GENERAL MAINTENANCE - TREE REMOVAL SERVICES	Countywide	Countywide	Preservation	Countywide	NA	Tree removal in areas too large and/or inaccessible due to terrain or power lines	-	125,000	-	-	-	125,000
GRAND AVENUE GRADE SEPARATION 18-91376-00-EG	Grand Avenue (at Metra-CP Railroad)	9	Modernization	Elmwood Park	0	Phase I Grade Separation Grand Avenue and Metra/Canadian Pacific Railroad tracks	-	86,142	-	-	-	86,142
1294 NEW INTERCHANGE	at Midlothian Tpk and Pulaski Rd	5	Expansion	Crestwood, Robbins	0	New I-294 Interchange near the Intersection of Midlothian Turnpike and Pulaski Road	-	750,000	-	-	-	750,000
IC 2017 - DES PLAINES RIVER TRAIL (ROSEMONT) 17-ICBP-07-BT	Touhy Ave to North Ave	9	Modernization	Rosemont	1	Construction of a trail, addressing geometric deficiencies and flooding issues	-	19,996	-	-	-	19,996
IC 2017 - UNION AVENUE (STEGER) 17-ICBP-09-SW	Steger Rd to E 30th St	6	Modernization	Steger	0.5	Roadway resurfacing with pavement markings and construction of a new sidewalk	-	31,500	-	-	-	31,500
IC 2018 - 78TH AVENUE (BRIDGEVIEW) 18-ICFR-02-ES	79th St to 71st St	6	Modernization	Bridgeview	1	Roadway reconstruction with drainage improvements and construction of ADA-compliant sidewalk	-	86,437	-	-	-	86,437
IC 2018 - LOGISTICENTER (SAUK VILLAGE) 18-ICFR-04-ES	Cottage Grove Ave and Sauk Trail Rd to Illinois 394 and CN Railroad	6	Expansion	Sauk Village	2	Phase II engineering for extension of CN Railway spur and roadway reconstruction & extension of Wingak Way	-	55,000	-	-	-	55,000
IC 2019 - 25TH AVENUE (MELROSE PARK) 20-ICFR-04-ES	Lake St to North Ave (L-64)	16	Modernization	Melrose Park	0.9	Roadway reconstruction	-	180,000	-	-	-	180,000
IC 2019 - 95TH STREET (HICKORY HILLS) 19-ICRD-06-PV	at 78th Ave	17	Modernization	Hickory Hills	0	Pavement reconstruction & widening with traffic signal replacement and street light relocation	-	130,000	-	-	-	130,000
IC 2019 - DES PLAINES RIVER TRAIL (FPDCC) 19-ICBP-02-BT	at the Union Pacific Railroad, north of Golf Rd and south of Central Rd	9	Expansion	Des Plaines	0	Construction of a bike/pedestrian bridge over Union Pacific RR	-	44,000	-	-	-	44,000
IC 2019 - HARVEY TRANSPORTATION CENTER OHARE CARGO PILOT (HARVEY) 19-ICR-04-TD	Vicinity of Harvey and O'Hare	5, 15	Expansion	Harvey, Elk Grove Village, Franklin Park, Des Plaines, Homewood	NA	Provide first-mile / last-mile services to workers near O'Hare and live in the vicinity of Harvey	-	100,000	-	-	-	100,000
IC 2019 - METRA HOMEWOOD STATION (HOMewood) 19-ICR-03-RR	at Park Ave and Oak Rd	6	Expansion	Homewood	0.9	Rehabilitation of pedestrian tunnel including addition of ADA-compliant ramp and new building entry plaza with seating	-	300,000	-	-	-	300,000
IC 2019 - MIDLOTHIAN TURNPIKE (CRESTWOOD) 19-ICBP-03-SW	Central Ave to Pulaski Rd	6	Modernization	Crestwood	2.07	Pedestrian mobility improvements	-	165,000	-	-	-	165,000
IC 2019 - PROVISO DRIVE (BERKELEY) 19-ICFR-00-PV	Taft Ave to Wolf Rd (JP - Proviso Yard)	17	Preservation	Berkeley	0.1	Pavement resurfacing with drainage improvements	-	275,000	-	-	-	275,000
IC 2019 - SAUK VILLAGE MULT-USE PATH (SAUK VILLAGE)	Mary Byrne Dr to Burnham Ave	6	Expansion	Sauk Village	1	Construction of a new multi-use path	-	18,840	-	-	-	18,840
IC 2019 - SKOKIE VALLEY TRAIL (WILMETTE) 19-ICBP-10-BT	Old Orchard Rd to Votz Rd	13, 14	Expansion	Northfield, Wilmette, Glenview, Skokie	4.2	Phase II engineering for local extension of the Skokie Valley Trail	-	37,500	-	-	-	37,500
IC 2020 - 115TH STREET (MORGAN PARK METRA) 20-ICR-00-RR	at 115th Street	5	Modernization	Chicago	0	Rebuilding the 115th St (Morgan Park) Station on Rock Island Beverly Branch	-	500,000	-	-	-	500,000
IC 2020 - 154TH STREET (HARVEY) 20-ICBP-03-SW	Wood St to Broadway Ave	5	Modernization	Harvey	1.1	Roadway resurfacing with lighting and pedestrian mobility improvements	-	210,000	-	-	-	210,000
IC 2020 - 183RD STREET (COUNTRY CLUB HILLS) 20-ICRD-00-PV	Cicero Ave to Pulaski Rd	5	Preservation	Country Club Hills	1	Pavement resurfacing with drainage improvements	-	800,000	-	-	-	800,000
IC 2020 - 25TH AVENUE (MELROSE PARK) 20-ICRD-02-LA	Lake St to North Ave (L-64)	16	Expansion	Melrose Park	0.9	ROW acquisition for the 25th Avenue reconstruction and widening project	-	525,000	-	-	-	525,000
IC 2020 - ALGONQUIN ROAD (ROLLING MEADOWS) 20-ICRD-06-ES	at New Wilke Rd	8, 9	Modernization	Rolling Meadows	0	Phase I & II engineering for intersection and pedestrian improvements	-	43,500	-	-	-	43,500
IC 2020 - FOREST/NORWOOD BOULEVARD (PARK FOREST) 20-ICRD-03-EG	Indian Wood Blvd to Westwood Dr	5, 6	Modernization	Park Forest	0.8	Phase II engineering for roadway reconstruction with ADA-compliant pedestrian improvements and addition of a multi-use path	-	120,000	-	-	-	120,000
IC 2020 - IL ROUTE 59 BIKE/PEDE OVERPASS (STREAMWOOD) 20-ICBP-14-EG	over Sutton Road (I-59)	15	Expansion	Streamwood	0	Construction of Bike/Ped Bridge over Illinois Route 59 (Sutton Road)	-	42,500	-	-	-	42,500
IC 2020 - INDUSTRIAL SUBAREA ACTION PLAN (CALUMET PARK) 20-ICFR-01-ES	126th St and Vincennes Ave to 119th St and Marshfield Ave	5	Modernization	Calumet Park	NA	Industrial subarea action plan to promote economic development	-	66,666	-	-	-	66,666
IC 2020 - LAKE CALUMET RAIL EXTENSION (IIPD) 20-ICFR-04-ES	South Butler Dr and South Doty Ave to St. Mary's Roadway and the Calumet River	4	Modernization	Chicago	NA	Study of infrastructure improvement opportunities at Port District	-	15,000	-	-	-	15,000
IC 2020 - MAIN STREET (EVANSTON) 20-ICRD-01-PV	Maple Ave to Hinman Ave	13	Preservation	Evanston	0.4	Roadway resurfacing with drainage and ADA-compliant pedestrian improvements	-	250,000	-	-	-	250,000
IC 2020 - OAKTON STREET (MORTON GROVE) 20-ICBP-07-SW	Caldwell Ave and Howard St to Oakton St and I-94	13	Modernization	Morton Grove	0	Construction of a multi-use path crossing the Metra tracks, connecting to existing sidewalk and Pace bus shelter	-	267,000	-	-	-	267,000
IC 2020 - OLD PLANK ROAD TRAIL EXTENSION (SAUK VILLAGE) 20-ICBP-12-ES	Campbell Ave & Hickory St, Chicago Heights, to Lincoln Hwy & Darren Dr, Lynwood	6	Expansion	Chicago Heights, Ford Heights, Lynwood, Sauk	6.7	Planning & feasibility study for an extension of the Old Plank Road Trail in south Cook County	-	200,000	-	-	-	200,000
IC 2020 - QUIET ZONES (DOLTON) 20-ICFR-03-ES	at CSX, IHB, NS & UP rail lines	5	Modernization	Dolton, Riverdale	NA	Phase I engineering for quiet zone infrastructure installations at 9 at-grade RR crossings.	-	33,750	-	-	-	33,750
IC 2020 - ROADWAY IMPROVEMENTS (RIVER GROVE) 20-ICRD-05-PV	West Street and Palmer Street	9	Preservation	River Grove	0.6	Roadway rehabilitation	-	325,000	-	-	-	325,000
IC 2020 - TORRENCE AVENUE (BURNHAM) 20-ICBP-00-BT	145th St to Hoxie Ave near 143rd St	4	Preservation	Burnham	0.4	Construction of a new multi-use path	-	127,500	-	-	-	127,500
IC 2020 - VAN BUREN STREET (FOREST PARK) 20-ICBP-02-BT	Madison St to CTA Blue Line - Forest Park Transit Center	1	Preservation	Forest Park	0.3	Construction of a new multi-use path	-	123,750	-	-	-	123,750
IC 2021 - 147TH STREET STATION (METRA) 21-ICR-01-RR	147th St/Sibley Blvd Station	5	Modernization	Harvey	0	Construction of new platform & ADA-compliant pedestrian improvements and new facility amenities	-	300,000	-	-	-	300,000
IC 2021 - 19TH AVENUE (MAYWOOD) 21-ICRD-06-EG	Oak St to Madison St	1	Modernization	Maywood	0.5	Reconstruction of 19th Avenue	-	96,500	-	-	-	96,500
IC 2021 - AUSTIN BOULEVARD VIADUCT IMPROVEMENTS (CICERO) 21-ICRD-03-PV	Various Locations	16	Modernization	Town of Cicero	0.12	Viaduct lighting modernization with roadway rehabilitation and sidewalk improvements	-	45,000	-	-	-	45,000
IC 2021 - BERWYN ACCESS TO TRANSIT STREETS/CAPE IMPROVEMENT (BERWYN) 21-ICRD-01-ES	26th St from Harlem Ave to Lombard Ave, Ridgeland Ave from 26th St to 31st St	16	Modernization	Berwyn	1.8	Streetscape improvements	-	22,200	-	-	-	22,200
IC 2021 - CICERO AVENUE GRADE CROSSING (CICERO) 21-ICR-00-EG	at Cicero Ave and CTA Pink Line	16	Modernization	Cicero	0	Grade crossing and pedestrian safety enhancements	-	100,388	-	-	-	100,388
IC 2021 - DEVON AVENUE (ITASCA) 21-ICRD-05-PV	at Park Blvd and Pierce Rd	17	Modernization	Itasca	0.4	Intersection improvements with traffic signal modernization, ADA-compliant pedestrian upgrades and construction of a new multi-use path	-	150,000	-	-	-	150,000
IC 2021 - HODGKINS INTERCHANGE (HODGKINS) 21-ICRD-04-ES	Leon Cook Dr to I-55 at the BNSF Railroad Underpass	17	Expansion	Hodgkins	0	Planning & feasibility study for improved I-55 access in Hodgkins	-	30,000	-	-	-	30,000
IC 2021 - INDUSTRIAL PEDESTRIAN CONNECTOR (BERKELEY) 21-ICBP-01-EG	Charles Rd/Wolf Rd to McDermott Dr/Morris Ave	16	Modernization	Berkeley	0.55	Reconstructions and extensions of municipal sidewalks	-	50,000	-	-	-	50,000
IC 2021 - JOLIET ROAD (COUNTRYSIDE) 21-ICBP-03-EG	Wolf Rd to East Ave	17	Expansion	Countryside	2.3	Phase I engineering for a new multi-use path	-	55,000	-	-	-	55,000
IC 2021 - LAKE COOK ROAD (BUFFALO GROVE) 21-ICRD-02-EG	Arlington Heights Rd to Raupp Blvd	14	Modernization	Buffalo Grove, Arlington Heights	1	Roadway resurfacing with intersection, drainage, and multi-modal improvements	-	125,000	-	-	-	125,000
IC 2021 - MEADOW LANE AND HARRY ROGOWSKI DRIVE (MERRIONET PARK) 21-ICRD-08-RS	Kedzie Ave to Park Lane Dr, 115th St to Meadow Ln	5	Modernization	Merrionette Park	0.5	Roadway resurfacing & rehabilitation	-	125,000	-	-	-	125,000
IC 2021 - MILWAUKEE AVENUE SIGNAL IMPROVEMENTS (GLENVIEW) 21-ICBP-06-TL	at Zenith Dr	14	Modernization	Glenview	0	Construct pedestrian signal improvements at Milwaukee Ave and Zenith Dr Intersection	-	142,000	-	-	-	142,000
IC 2021 - MONTROSE AVENUE (NORRIDGE) 21-ICRD-09-ES	at Oriole Ave	9	Modernization	Norridge	0	Planning to study improvements to traffic signal at Montrose Ave and Oriole Ave	-	37,500	-	-	-	37,500
IC 2021 - NORTH AVENUE (MELROSE PARK) 21-ICRD-07-PV	at George St	16	Modernization	Melrose Park	0	Intersection improvements at Illinois Route 64 (North Ave) and George St	-	466,000	-	-	-	466,000
IC 2021 - NORTH BRANCH TRAIL CONNECTION (NILES) 21-ICBP-08-BT	Touhy Ave/Caldwell Ave to a Pt South of Bunker Hill Grove.	13	Expansion	Niles	0.3	Construct 1,650 ft Ext of the NBT from Touhy Ave/Caldwell Ave to a Pt South of Bunker Hill Grove.	-	225,000	-	-	-	225,000

COOK COUNTY DEPARTMENT OF TRANSPORTATION AND HIGHWAYS FY2024 CAPITALIZABLE PROJECTS

Table with columns: Project Name, Project Description, Commissioner District, Primary Work Type, Municipality, Miles, Scope of Work, Funded by Township Funds, Funded by MFT (DOT Only), Funded by State Grant, Funded by Federal Grant, Funded by Local Reimbursements (DOT Only), Total Non-Capitalizable Project Request. Rows include projects like Pratt Avenue Pedestrian Bridge, Pulaski Road, Railroad Avenue, Ridgeland Avenue, Sauk Trail and Torrence Avenue, etc.

COOK COUNTY DEPARTMENT OF TRANSPORTATION AND HIGHWAYS FY2024 NON-CAPITALIZABLE PROJECTS

Project Name	Project Description	Commissioner District	Primary Work Type	Municipality	Miles	Scope of Work	Funded by Township Funds	Funded by MFT (DOT Only)	Funded by State Grant	Funded by Federal Grant	Funded by Local Reimbursements (DOT Only)	Total Non-Capitalizable Project Request
MUNICIPAL MAINTENANCE PARTNERSHIP - VILLAGE OF STICKNEY	Village of Stickney	16	Modernization	Stickney	Various	2023 pavement rehabilitation and/or other safety and mobility improvements at various locations in the Village of Stickney.	-	550,000	-	-	-	550,000
MUNICIPAL MAINTENANCE PARTNERSHIP - VILLAGE OF TINLEY PARK	183rd St to 171st St	17	Preservation	Tinley Park	1.45	Roadway resurfacing on 94th Avenue with ADA upgrades	-	500,000	-	-	-	500,000
MUNICIPAL PARTNERSHIP - CAREGIE STREET DRAINAGE	Village of Rolling Meadows	9	Modernization	Rolling Meadows	Various	Drainage Improvements	-	25,000	-	-	-	25,000
MUNICIPAL PARTNERSHIP - CRESTWOOD PAVEMENT REHAB 19-CSTWD-00-PV	127th Street and 128th Street and Menard	6	Preservation	Crestwood	2.5	Asphalt Patching and Paving in the Village of Crestwood	-	20,000	-	-	-	20,000
MUNICIPAL PARTNERSHIP - GLEN OAK 20-W3643-00-SS	Various Locations	14	Modernization	Glenview	Various	Storm Sewer Improvements	-	75,000	-	-	-	75,000
MUNICIPAL PARTNERSHIP - I-390 CORRIDOR ENHANCEMENTS	Various Locations	Countywide	Modernization	Various	6.5	Multijurisdictional Corridor Enhancements	-	50,000	-	-	-	50,000
MUNICIPAL PARTNERSHIP - INTERSECTION IMPROVEMENTS	Village of Richton Park	6	Modernization	Richton Park	0	Intersection Improvements	-	80,000	-	-	-	80,000
MUNICIPAL PARTNERSHIP - MAINTENANCE SIGNAGE	Village of Rolling Meadows	9	Modernization	Rolling Meadows	NA	Improvements for safety enhancement, various locations	-	7,633	-	-	-	7,633
MUNICIPAL PARTNERSHIP - METRA	Various Locations	13, 14	Modernization	Morton Grove, Golf	0	Modernization and interlocking and grade crossing	-	45,000	-	-	-	45,000
MUNICIPAL PARTNERSHIP - RIVER FOREST BIKE PATH	Village of River Forest	9	Preservation	River Forest	0	Bike plan improvements and enhancements	-	20,000	-	-	-	20,000
MUNICIPAL PARTNERSHIP - VILLAGE OF PALATINE	Dundee Road and Smith Street	14	Expansion	Palatine	0	Pedestrian Signals	-	40,000	-	-	-	40,000
MUNICIPAL PARTNERSHIP - WEBER DRIVE RECONSTRUCTION	Village of Rolling Meadows	9	Preservation	Rolling Meadows	0	Roadway Improvements	-	25,000	-	-	-	25,000
MUNICIPAL PARTNERSHIP - WILLOW ROAD	at Shermar Road	14	Modernization	Glenview	0	Intersection Improvements	-	90,000	-	-	-	90,000
NORTHWEST COOK TRUCKING STUDY	Northwest Cook County	9, 14, 15	Modernization	Elk Grove Village, Bensenville, Franklin	NA	Trucking study of northwestern Cook County	-	100,000	-	-	-	100,000
OLD ORCHARD ROAD 14-A8327-20RP	Woods Dr to Skokie Blvd	13	Expansion	Skokie	0.28	Pavement reconstruction & widening with drainage, intersection and ADA-compliant pedestrian improvements	-	-	-	942,400	6,223,794	7,166,194
PARTNERSHIP - FOREST PRESERVES OF COOK COUNTY	Countywide	Countywide	Preservation	Countywide	NA	Various capital improvements to shared use paths and access drives with adjacent parking within Forest Preserve holdings	-	5,100,000	-	-	-	5,100,000
PAVEMENT CRACK SEALING 22-PPCRS-00-PV	Various locations	Countywide	Preservation	Countywide	NA	Countywide crack sealing program	-	57,860	-	-	-	57,860
PAVEMENT CRACK SEALING 24-PPCRS-01-PV	Various locations	Countywide	Preservation	Countywide	NA	Countywide crack sealing program	-	750,000	-	-	-	750,000
PAVEMENT MAINTENANCE NORTH 2021 23-8PVPN-00-GM	Various locations	13, 14, 15	Preservation	Countywide	6.49	Pavement preservation and rehabilitation	-	600,000	-	-	-	600,000
PAVEMENT MAINTENANCE NORTH 2023 23-PVMTN-00-PV	Various locations	14, 15, 17	Preservation	Schaumburg, Elk Grove Village, Hoffman Estates	5.17	Pavement preservation and rehabilitation	-	1,448,741	-	-	-	1,448,741
PAVEMENT MAINTENANCE SOUTH 2021 23-8PVPN-00-GM	Various locations	5, 6, 11, 17	Preservation	Orland Park, varies	15.9	Pavement preservation and rehabilitation	-	635,504	-	-	-	635,504
RIVERSIDE DRIVE IMPROVEMENT 21-CALCI-00-PV	Burnham Ave to Lincoln Ave	4	Expansion	Calumet City	0.604	IGA cost participation for Calumet City EDA Grant; supporting construction of an industrial park	-	591,133	-	-	-	591,133
SAFE TRAVEL FOR ALL ROADMAP	Countywide	Countywide	Modernization	Countywide	0	Cook County safety action plan for all road users	-	50,000	-	-	-	50,000
SHOE FACTORY ROAD 08-A6202-01-EG	Essex Dr to Beverly Rd	15	Modernization	Hoffman Estates	1.09	Roadway reconstruction & widening with traffic signal and other safety improvements	-	200,000	-	-	-	200,000
SHOE FACTORY ROAD 18-A6202-00-PV	Essex Dr to Beverly Rd	15	Modernization	Hoffman Estates	1.09	Roadway reconstruction & widening with traffic signal and other safety improvements	-	432,500	-	-	3,600,000	4,032,500
SKOKIE VALLEY TRAIL 18-SVTEX-00-BT	Voltz Rd to Lake Cook Rd	14	Expansion	Northbrook	2.31	Pedestrian bridge construction and trail extension	-	-	-	-	628,000	628,000
TOUHY AVENUE 14-19101-01-EG	Elmhurst Rd to Mount Prospect Rd	15, 17	Expansion	Chicago, Elk Grove, Des Plaines	2.85	Phase II engineering for grade separation with pavement reconstruction, drainage improvements and new alignments	-	50,000	-	-	-	50,000
TOUHY AVENUE 15-34117-01-RP	Elmhurst Rd to Mount Prospect Rd	15, 17	Expansion	Chicago, Elk Grove, Des Plaines	2.85	Pavement reconstruction, grade separation, and roadway realignment with drainage & multimodal transportation improvements	-	13,281,448	-	10,421,700	11,431,551	35,134,700
TOWNSHIP EXPENDITURES	Countywide	Countywide	Modernization	Countywide	NA	Township roadway expenditures facilitated by Cook County	6,913,285	-	-	-	-	6,913,285
VARIOUS CONSTRUCTION MANAGEMENT SERVICES #2 20-CMSV-00-PV	Countywide	Countywide	Modernization	Countywide	NA	Various professional engineering and construction inspection services	-	760,000	-	-	-	760,000
VARIOUS CONSTRUCTION MANAGEMENT SERVICES #3 20-CMSV-01-PV	Countywide	Countywide	Modernization	Countywide	NA	Various professional engineering and construction inspection services	-	900,000	-	-	-	900,000
VARIOUS CONSTRUCTION MANAGEMENT SERVICES #4 23-CMSV-02-PV	Countywide	Countywide	Modernization	Countywide	NA	Various professional engineering and construction inspection services	-	500,000	-	-	-	500,000
VARIOUS CONSTRUCTION MANAGEMENT SERVICES #5 23-CMSV-03-PV	Countywide	Countywide	Modernization	Countywide	NA	Various professional engineering and construction inspection services	-	500,000	-	-	-	500,000
VARIOUS CONSTRUCTION MANAGEMENT SERVICES PPR #1 20-CMPN-00-PV	Countywide	Countywide	Modernization	Countywide	NA	Various professional engineering and construction inspection services for pavement rehabilitation projects	-	3,344,494	-	-	-	3,344,494
VARIOUS CONSTRUCTION MANAGEMENT SERVICES PPR #2 20-CMPN-00-PV	Countywide	Countywide	Modernization	Countywide	NA	Various professional engineering and construction inspection services for pavement rehabilitation projects	-	839,339	-	-	27,860	867,199
VARIOUS DESIGN ENG SERVICES #6 21-8DES-00-EG	Countywide	Countywide	Modernization	Countywide	NA	Various Phase II design engineering services	-	2,250,000	-	-	-	2,250,000
VARIOUS DESIGN ENG SERVICES #7 21-8DES-01-EG	Countywide	Countywide	Modernization	Countywide	NA	Various Phase II design engineering services	-	2,000,000	-	-	-	2,000,000
VARIOUS DESIGN ENG SERVICES #9 21-8DES-03-EG	Countywide	Countywide	Modernization	Countywide	NA	Various Phase II design engineering services	-	1,750,000	-	-	-	1,750,000
VARIOUS DRAINAGE ENG SERVICES #1 19-4VDES-00-EG	Countywide	Countywide	Modernization	Countywide	NA	Various drainage engineering services	-	200,000	-	-	-	200,000
VARIOUS GEOTECHNICAL ENG SERVICES 22-4SOL-00-ES	Countywide	Countywide	Modernization	Countywide	NA	Various material testing services and reports	-	250,000	-	-	-	250,000
VARIOUS MATERIAL TESTING SERVICES #2 23-8TEST-01-EG	Countywide	Countywide	Modernization	Countywide	NA	Various geotechnical services and reports	-	250,000	-	-	-	250,000
VARIOUS PLANNING SERVICES #1 21-8PLAN-00-ES	Countywide	Countywide	Expansion	Countywide	NA	Various planning & feasibility study consultant services	-	600,000	-	-	-	600,000
VARIOUS PLANNING SERVICES #2 21-8PLAN-01-ES	Countywide	Countywide	Expansion	Countywide	NA	Various planning & feasibility study consultant services	-	800,000	-	-	-	800,000
VARIOUS PRELIMINARY ENG SERVICES #1 18-6PESV-00-ES	Countywide	Countywide	Modernization	Countywide	NA	Various Phase I preliminary engineering services	-	1,000,000	-	-	-	1,000,000
VARIOUS PRELIMINARY ENG SERVICES #2 18-6PESV-01-ES	Countywide	Countywide	Modernization	Countywide	NA	Various Phase I preliminary engineering services	-	1,000,000	-	-	-	1,000,000
VARIOUS PRELIMINARY ENG SERVICES #3 18-6PESV-02-ES	Countywide	Countywide	Modernization	Countywide	NA	Various Phase I preliminary engineering services	-	1,000,000	-	-	-	1,000,000
VARIOUS STRUCTURES MANAGEMENT FOR PHASE II PROJECTS	Countywide	Countywide	Preservation	Countywide	NA	Various Phase II design engineering structures management and inspection services	-	666,666	-	-	-	666,666
VARIOUS TRAFFIC ENG SERVICES #1 19-TCDS-00-ES	Countywide	Countywide	Modernization	Countywide	NA	Various crash data, speed studies, traffic counts, signal warrants, geometrics, permit & project review services	-	600,000	-	-	-	600,000

COOK COUNTY DEPARTMENT OF TRANSPORTATION AND HIGHWAYS FY2024 CAPITALIZABLE PROJECTS

Project Name	Project Description	Commissioner District	Primary Work Type	Municipality	Miles	Scope of Work	Funded by Township Funds	Funded by MFT (DOT Only)	Funded by State Grant	Funded by Federal Grant	Funded by Local Reimbursements (DOT Only)	Total Non-Capitalizable Project Request
VARIOUS TRAFFIC SIGNAL SYSTEMS AND ELECTRICAL DESIGN SERVICES (TSSEDS) 20-81TSDS-00-ES	Countywide	Countywide	Modernization	Countywide	NA	Traffic signal and roadway lighting design, signal system monitoring and centralized system analysis	-	475,000	-	-	-	475,000
WESTERN AVENUE GRADE SEPARATIONS 21-1ICFR-02-ES	I-57 to Cal-Sag Channel	5	Expansion	Blue Island, Dixmoor, Posen	NA	Study to evaluate alternatives for three at-grade rail crossings with the IHB and CSX railroads along Western Ave.	-	500,000	-	-	-	500,000
							Total Funded by Township Funds	Total Funded by MFT Funded	Total Funded by State Grants	Total Funded by Federal Grant	Total Funded by Local	Total - All Non-Capitalizable
							\$6,913,285	\$144,046,281	\$141,875	\$34,596,327	\$39,571,986	\$225,271,754

FY2024-2028 FORECAST

DOTH develops a five-year forecast of revenues and expenditures to enable more accurate financial management and planning. Estimated capital expenditures totals \$1.33 billion over the five-year program. The additional revenues provided by the 2019 REBUILD Illinois capital bill have allowed DOTH to increase investment in local partner projects and begin to tackle a backlog of deferred investment. DOTH is aggressively pursuing federal funding opportunities to bring new transportation dollars to the region for critical infrastructure improvements.

FIVE-YEAR REVENUE PROJECTIONS

The five-year revenue projections for the fiscal years 2024-2028 period total \$708.9 million, a 5.3% decrease from FY2023's projections. Motor Fuel Tax fund carryover in FY2024 is \$555.5 million, and it is largely due to the front-loaded nature of DOTH's new revenue streams. MFT revenues available for projects (i.e., those remaining after operations expenditures and debt service payments) are projected to represent more than half of total revenues for DOTH's capital improvement program, accounting for \$458.7 million, or 64.7% of the total anticipated revenue through FY2028. Grants are the next largest share of revenues, accounting for \$125.6 million, or 17.7% of the total. Local reimbursements are expected to total \$118.4 million, or 16.7% of the total, and township MFT allotments and interest from investments make up \$3.3 million (0.5%) and \$3.0 million (0.4%), respectively.

FIVE YEAR REVENUE PROJECTIONS: FY2024 - FY2028

Revenue Source	FY2024	FY2025	FY2026	FY2027	FY2028	Total
Annual MFT for capital improvements	95,272,227	95,437,109	94,125,333	90,433,437	83,396,543	458,664,649
Federal/State Grants	44,441,811	40,971,235	32,061,451	8,115,480	-	125,589,976
Local Reimbursements	39,139,613	28,265,071	38,277,826	11,793,447	1,000,000	118,475,957
Township MFT	650,000	650,000	650,000	650,000	650,000	3,250,000
Interest	600,000	600,000	600,000	600,000	600,000	3,000,000
Total	\$180,103,651	\$165,923,415	\$165,714,609	\$111,592,365	\$85,646,543	\$708,980,583

Five-year revenue projections by funding source, excluding carryovers of MFT and township fund balances.

FIVE-YEAR EXPENDITURE PROJECTIONS

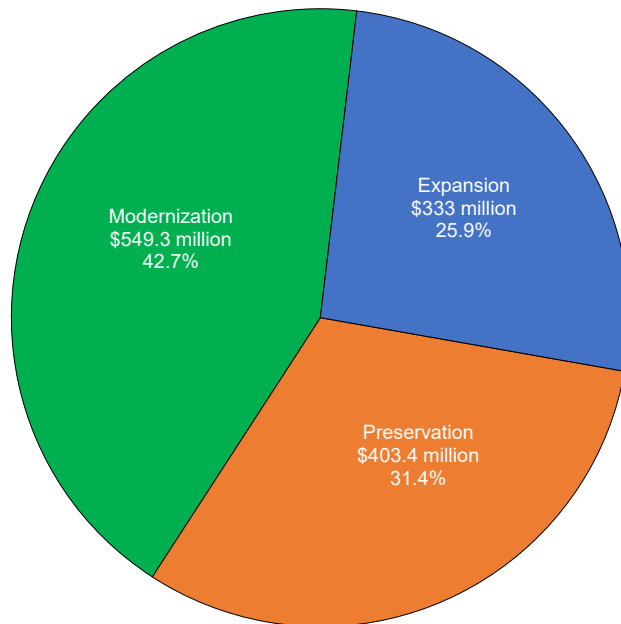
The five-year expenditure projections for the fiscal years 2024-2028 total approximately \$1.30 billion, which includes \$638.8 million in capitalizable project expenditures and \$646.9 million in maintenance and other non-capitalizable expenditures. About 76.4% of expenditures are allocated to construction projects. Planning and preliminary engineering projects are predicted to account for 8.1% of expenditures, design engineering is 7.8%, and land acquisition and maintenance are 0.5%, and 7.2%, respectively. Approximately \$288.8 million is budgeted for construction in FY2024, advancing major projects like the CREATE 75th Street Corridor Improvement Project and Touhy Avenue. Construction expenditures are forecasted to be highest in FY2024, falling each year thereafter as DOTH implements necessary transportation network improvements. DOTH anticipates new construction projects in the outer years of the program that will continue to maintain and modernize the County's transportation network.

FY2024-2028 EXPENDITURES BY TASK

Task	FY2024	FY2025	FY2026	FY2027	FY2028	Total
Planning & Preliminary Engineering	34,257,153	23,887,997	17,372,207	14,457,500	13,707,500	103,682,357
Design Engineering	33,572,786	25,532,510	18,070,107	15,203,447	7,578,900	99,957,750
Right-of-Way	3,324,423	847,420	528,920	603,920	603,920	5,908,603
Construction	288,772,415	279,684,180	220,393,177	129,026,894	64,810,430	982,687,096
Maintenance	19,650,076	21,159,186	19,392,000	18,609,500	14,637,700	93,448,463
Total	\$379,576,854	\$351,111,294	\$275,756,411	\$177,901,261	\$101,338,450	\$1,285,684,269

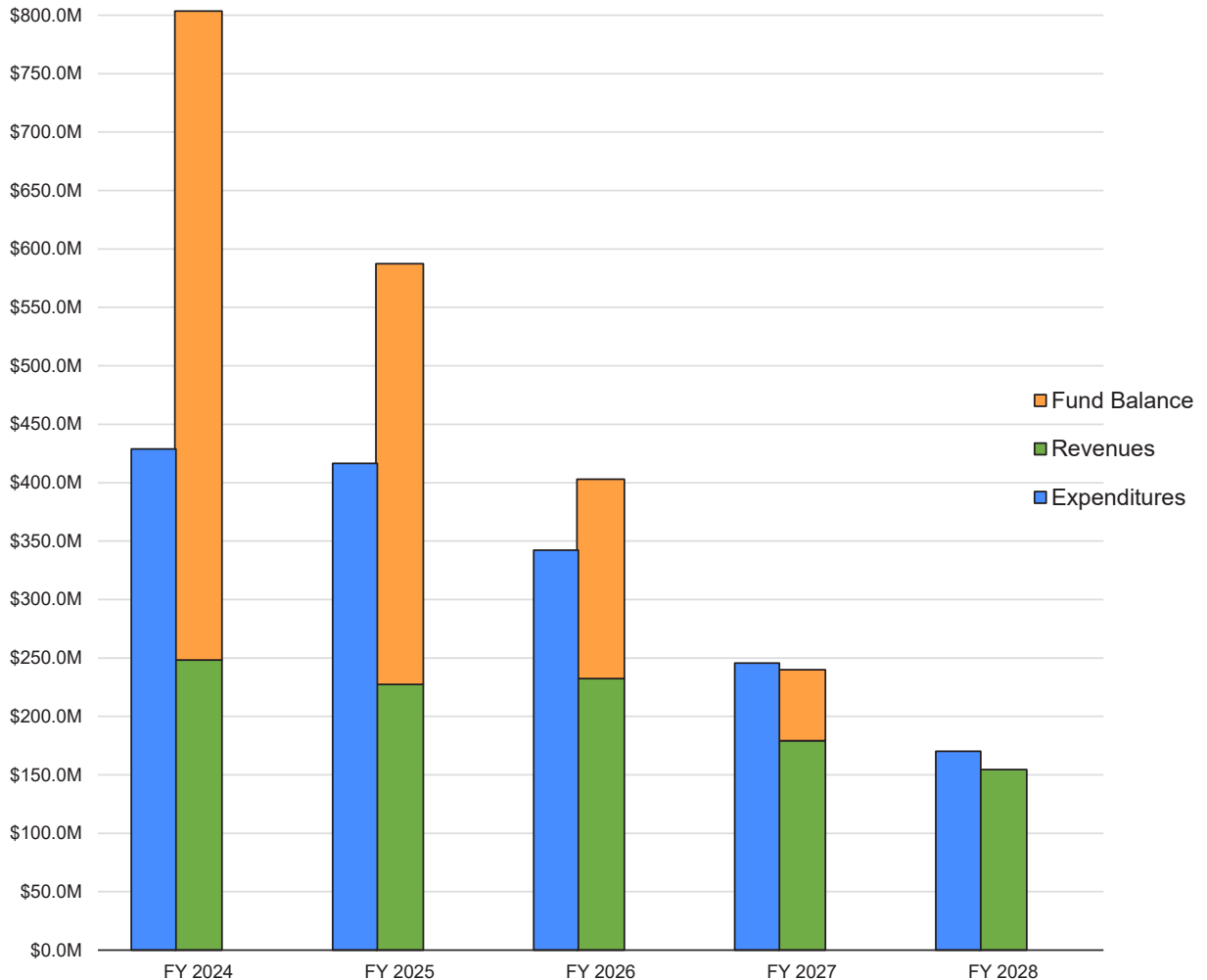
Expenditures are also categorized by work type. With the REBUILD bond funds, DOTD has grown its capital program to immediately respond to systemwide maintenance needs while proactively upgrading the regional transportation network. Over the 5-year program, it's expected that 31.0% of expenditures will be for preservation projects, 43.1% for modernization projects, and 25.9% for expansion projects. The split among work types is reflective of DOTD's diverse portfolio of projects.

FY2024-2028 THP Expenses by Work Type \$1.29 billion



The FY2024 program shows a carryover fund balance of \$555.5 million, which are allocated for several large capital construction projects planned between FY2024 and FY2026. Between FY2024-FY2028 the Department intends to dutifully spend down these revenue reserves, comprised of REBUILD Illinois bond funds, Motor Fuel Tax revenues, and other funding sources.

FY2024-FY2028 Cash Flow



DOTH's transportation projects are investments in the future of the region - from road to rail, transit to trail, being forward-thinking will keep Cook County competitive. DOTH's five-year program supports the present transportation needs of Cook County residents and businesses and sets policy priorities for future infrastructure investments.

COOK COUNTY DEPARTMENT OF TRANSPORTATION AND HIGHWAY FY2024-FY2028 CAPITALIZABLE PROJECTS

Project Name	Primary Work Type	FY2024	FY2025	FY2026	FY2027	FY2028	Est. Total Cost	County Funding	Outside Funding
Project Tasks	108TH AVENUE 13-W7509-02-FP								
Design Engineering	Modernization	-	-	-	-	-	-	-	-
Construction		750,000	250,000	-	-	-	1,000,000	1,000,000	-
Total Project Cost		\$750,000	\$250,000	\$3,729,373	\$11,188,123	-	\$15,917,497	\$15,917,497	\$0
Project Tasks	143RD STREET 18-B8028-00-EG								
Design Engineering	Modernization	-	-	-	-	-	-	-	-
Construction		301,216	225,912	75,304	75,304	-	677,736	677,736	-
Total Project Cost		\$301,216	\$1,800,912	\$4,200,304	\$75,304	-	\$6,177,736	\$6,177,736	\$0
Project Tasks	151ST STREET 22-B5626-00-DR								
Construction	Modernization	-	-	-	-	-	-	-	-
Total Project Cost		\$58,827	-	-	-	-	\$58,827	\$24,087	\$34,739
Project Tasks	170TH STREET 18-B5936-00-EG								
Design Engineering	Modernization	-	-	-	-	-	-	-	-
Construction		350,867	263,150	87,717	87,716	-	789,450	789,450	-
Total Project Cost		\$350,867	\$1,638,150	\$4,212,717	\$87,716	-	\$6,289,450	\$6,289,450	\$0
Project Tasks	175TH STREET 17-B6125-00-EG								
Right-of-Way	Modernization	-	-	-	-	-	-	-	-
Total Project Cost		\$30,658	-	-	-	-	\$30,658	\$30,658	\$0
Project Tasks	175TH STREET 20-B6125-00-PV								
Construction	Modernization	-	-	-	-	-	-	-	-
Total Project Cost		\$11,403,065	\$2,850,766	-	-	-	\$14,253,831	\$14,253,831	\$0
Project Tasks	80TH AVENUE 21-W3207-00-PV								
Construction	Expansion	-	-	-	-	-	-	-	-
Total Project Cost		\$2,311,230	\$308,163	-	-	-	\$2,619,393	\$2,619,393	\$0
Project Tasks	86TH AVENUE								
Planning & Prelim. Engineering	Modernization	-	-	-	-	-	-	-	-
Total Project Cost		\$800,000	\$500,000	\$200,000	-	-	\$1,500,000	\$1,500,000	\$0
Project Tasks	87TH STREET 19-B4224-00-BR								
Construction	Preservation	-	-	-	-	-	-	-	-
Total Project Cost		\$500,000	-	-	-	-	\$500,000	\$500,000	\$0
Project Tasks	87TH STREET AT ROBERTS ROAD								
Right-of-Way	Expansion	-	-	-	-	-	-	-	-
Construction		35,000	-	-	-	-	35,000	35,000	-
Total Project Cost		\$4,944,050	-	-	-	-	\$4,944,050	\$4,944,050	\$0
Project Tasks	88TH/CORK AVENUE 19-W3019-00-PV								
Construction	Expansion	-	-	-	-	-	-	-	-
Total Project Cost		\$3,806,470	\$1,960,910	-	-	-	\$5,767,380	\$1,286,442	\$4,480,938
Project Tasks	BARRYPOINT ROAD BRIDGE RECONSTRUCTION								
Construction	Modernization	-	-	-	-	-	-	-	-
Total Project Cost		-	-	-	4,123,155	1,767,067	5,890,222	5,890,222	-
Project Tasks	BARRYPOINT ROAD BRIDGE REPAIRS								
Construction	Preservation	-	-	-	-	-	-	-	-
Total Project Cost		\$460,000	\$115,000	-	-	-	\$575,000	\$575,000	\$0
Project Tasks	BRIDGE DECK PATCHING AND OVERLAY REPLACEMENT								
Construction	Preservation	-	-	-	-	-	-	-	-
Total Project Cost		\$3,220,000	\$1,380,000	-	-	-	\$4,600,000	\$4,600,000	\$0
Project Tasks	BRIDGE MAINTENANCE PROGRAM SOUTH								
Design Engineering	Preservation	-	-	-	-	-	-	-	-
Construction		1,208,346	16,000	-	-	-	1,224,346	1,224,346	-
Total Project Cost		\$1,208,346	\$2,766,000	\$8,250,000	-	-	\$12,224,346	\$12,224,346	\$0
Project Tasks	BRIDGE REPAIR PROJECT 21-BRREP-00-BR								
Construction	Preservation	-	-	-	-	-	-	-	-
Total Project Cost		\$136,587	-	-	-	-	\$136,587	\$136,587	\$0
Project Tasks	BUFFALO GROVE ROAD 21-W1446-00-PV								
Planning & Prelim. Engineering	Modernization	-	-	-	-	-	-	-	-
Design Engineering		135,000	-	-	-	-	135,000	135,000	-
Construction		500,000	300,000	-	-	-	800,000	800,000	-
Total Project Cost		\$835,000	\$3,175,000	\$8,625,000	-	-	\$12,435,000	\$12,435,000	\$0
Project Tasks	BURNHAM MULTIMODAL CONNECTOR BRIDGE 22-BMMCB-00-BR								
Design Engineering	Expansion	-	-	-	-	-	-	-	-
Construction		500,000	875,000	-	-	-	1,375,000	1,375,000	-
Total Project Cost		-	-	2,285,000	7,355,000	-	9,640,000	7,640,000	2,000,000

COOK COUNTY DEPARTMENT OF TRANSPORTATION AND HIGHWAY FY2024-FY2028 CAPITALIZABLE PROJECTS

Total Project Cost			\$500,000	\$875,000	\$2,285,000	\$7,355,000	-	\$11,015,000	\$9,015,000	\$2,000,000
Project Tasks	BUSSE ROAD 20-W7141-00-PV	Expansion	-	-	-	-	-	-	-	-
	Design Engineering		396,519	-	-	-	-	396,519	396,519	-
	Right-of-Way		153,300	-	-	-	-	153,300	153,300	-
	Construction		-	7,463,374	7,463,374	-	-	14,926,748	14,926,748	-
Total Project Cost			\$549,819	\$7,463,374	\$7,463,374	-	-	\$15,478,567	\$15,478,567	\$0
Project Tasks	BUTLER DRIVE 22-BUTDR-00-PV	Preservation	-	-	-	-	-	-	-	-
	Design Engineering		1,125,000	375,000	-	-	-	1,500,000	1,500,000	-
	Construction		-	-	2,250,000	750,000	7,167,684	10,167,684	10,167,684	-
Total Project Cost			\$1,125,000	\$375,000	\$2,250,000	\$750,000	\$7,167,684	\$11,667,684	\$11,667,684	\$0
Project Tasks	CAL-SAG BRIDGE STEEL TRUSS STRENGTHENING 18-CSSTS-00-BR	Preservation	-	-	-	-	-	-	-	-
	Construction		65,362	-	-	-	-	65,362	65,362	-
Total Project Cost			\$65,362	-	-	-	-	\$65,362	\$65,362	\$0
Project Tasks	CENTRAL AVENUE 19-ICFR-03-ES	Modernization	-	-	-	-	-	-	-	-
	Planning & Prelim. Engineering		325,000	-	-	-	-	325,000	325,000	-
	Design Engineering		1,050,000	350,000	-	-	-	1,400,000	1,400,000	-
	Construction		-	-	8,250,000	8,250,000	-	16,500,000	16,500,000	-
Total Project Cost			\$1,375,000	\$350,000	\$8,250,000	\$8,250,000	-	\$18,225,000	\$18,225,000	\$0
Project Tasks	CENTRAL AVENUE BRIDGE 22-W3924-03-BR	Modernization	-	-	-	-	-	-	-	-
	Construction		14,805,841	12,955,111	5,552,190	-	-	33,313,143	33,313,143	-
Total Project Cost			\$14,805,841	\$12,955,111	\$5,552,190	-	-	\$33,313,143	\$33,313,143	\$0
Project Tasks	CENTRAL ROAD 21-A6107-00-PV	Expansion	-	-	-	-	-	-	-	-
	Design Engineering		441,292	-	-	-	-	441,292	441,292	-
	Right-of-Way		500,000	-	-	-	-	500,000	500,000	-
	Construction		-	1,520,000	2,605,000	6,000,000	-	10,125,000	10,125,000	-
Total Project Cost			\$941,292	\$1,520,000	\$2,605,000	\$6,000,000	-	\$11,066,292	\$11,066,292	\$0
Project Tasks	CENTRAL ROAD AT ELA ROAD 23-A6109-00-TL	Modernization	-	-	-	-	-	-	-	-
	Construction		300,000	25,000	-	-	-	325,000	325,000	-
Total Project Cost			\$300,000	\$25,000	-	-	-	\$325,000	\$325,000	\$0
Project Tasks	CITY-COUNTY BUILDING PEDWAY EXTENSION	Modernization	-	-	-	-	-	-	-	-
	Construction		-	3,199,042	-	-	-	3,199,042	-	3,199,042
Total Project Cost			-	\$3,199,042	-	-	-	\$3,199,042	\$0	\$3,199,042
Project Tasks	COUNTY LINE ROAD NORTH 18-W7331-00-RP	Expansion	-	-	-	-	-	-	-	-
	Construction		2,452,963	-	-	-	-	2,452,963	-	2,452,963
Total Project Cost			\$2,452,963	-	-	-	-	\$2,452,963	\$0	\$2,452,963
Project Tasks	COUNTY LINE ROAD SOUTH 16-W7331-00-RP	Expansion	-	-	-	-	-	-	-	-
	Construction		2,311,562	2,311,562	1,926,302	-	-	6,549,425	-	6,549,425
Total Project Cost			\$2,311,562	\$2,311,562	\$1,926,302	-	-	\$6,549,425	\$0	\$6,549,425
Project Tasks	CRAWFORD AVENUE 18-W4339-00-EG	Preservation	-	-	-	-	-	-	-	-
	Planning & Prelim. Engineering		221,915	-	-	-	-	221,915	221,915	-
	Design Engineering		500,000	500,000	-	-	-	1,000,000	1,000,000	-
	Construction		-	-	11,500,000	11,500,000	-	23,000,000	23,000,000	-
Total Project Cost			\$721,915	\$500,000	\$11,500,000	\$11,500,000	-	\$24,221,915	\$24,221,915	\$0
Project Tasks	CREATE - COTTAGE GROVE AVENUE OVER IHBXSX RR (GS23A)	Modernization	-	-	-	-	-	-	-	-
	Planning & Prelim. Engineering		1,000,000	1,000,000	-	-	-	2,000,000	-	2,000,000
Total Project Cost			\$1,000,000	\$1,000,000	-	-	-	\$2,000,000	\$0	\$2,000,000
Project Tasks	EAST LAKE AVENUE 18-A5924-00-BR	Modernization	-	-	-	-	-	-	-	-
	Planning & Prelim. Engineering		211,613	-	-	-	-	211,613	211,613	-
	Design Engineering		700,000	200,000	-	-	-	900,000	900,000	-
	Construction		-	-	4,312,500	1,437,500	-	5,750,000	1,974,000	3,776,000
Total Project Cost			\$911,613	\$200,000	\$4,312,500	\$1,437,500	-	\$6,861,613	\$3,085,613	\$3,776,000
Project Tasks	EUCLID AVENUE	Modernization	-	-	-	-	-	-	-	-
	Planning & Prelim. Engineering		75,000	-	-	-	-	75,000	75,000	-
	Design Engineering		-	231,500	-	-	-	231,500	231,500	-
	Construction		-	-	1,879,120	-	-	1,879,120	1,879,120	-
Total Project Cost			\$75,000	\$231,500	\$1,879,120	-	-	\$2,185,620	\$2,185,620	\$0
Project Tasks	FRANCISCO AVE BRIDGE APPROACH SIDEWALKS	Expansion	-	-	-	-	-	-	-	-
	Planning & Prelim. Engineering		250,000	-	-	-	-	250,000	250,000	-
	Design Engineering		-	150,000	150,000	-	-	300,000	300,000	-
Total Project Cost			\$250,000	\$150,000	\$150,000	-	-	\$550,000	\$550,000	\$0
Project Tasks	HAPP ROAD 20-W4044-00-PV	Expansion	-	-	-	-	-	-	-	-
	Design Engineering		328,614	-	-	-	-	328,614	328,614	-
	Right-of-Way		86,000	-	-	-	-	86,000	86,000	-
	Construction		-	2,875,000	2,875,000	-	-	5,750,000	5,750,000	-
Total Project Cost			\$414,614	\$2,875,000	\$2,875,000	-	-	\$6,164,614	\$6,164,614	\$0
Project Tasks	HIBBARD ROAD	Modernization	-	-	-	-	-	-	-	-

COOK COUNTY DEPARTMENT OF TRANSPORTATION AND HIGHWAY FY2024-FY2028 CAPITALIZABLE PROJECTS

Planning & Prelim. Engineering				500,000	-	-	-	-	-	500,000	500,000	-
Design Engineering				-	-	500,000	-	-	-	500,000	500,000	-
Construction				-	-	-	1,000,000	-	-	1,000,000	1,000,000	-
Total Project Cost				\$500,000	-	\$500,000	\$1,000,000	-	-	\$2,000,000	\$2,000,000	\$0
Project Tasks	HINTZ ROAD	Preservation		-	-	-	-	-	-	-	-	-
Construction				975,200	243,800	-	-	-	-	1,219,000	1,219,000	-
Total Project Cost				\$975,200	\$243,800	-	-	-	-	\$1,219,000	\$1,219,000	\$0
Project Tasks	HSP - 171ST 18-6PEV-00-ES	Modernization		-	-	-	-	-	-	-	-	-
Construction				1,307,148	-	-	-	-	-	1,307,148	425,868	881,280
Total Project Cost				\$1,307,148	-	-	-	-	-	\$1,307,148	\$425,868	\$881,280
Project Tasks	I-55 FRONTAGE ROAD 21-FR155-00-PV	Modernization		-	-	-	-	-	-	-	-	-
Planning & Prelim. Engineering				486,368	-	-	-	-	-	486,368	486,368	-
Design Engineering				-	350,000	350,000	-	-	-	700,000	700,000	-
Construction				-	-	-	5,750,000	5,750,000	-	11,500,000	11,500,000	-
Total Project Cost				\$486,368	\$350,000	\$350,000	\$5,750,000	\$5,750,000	-	\$12,686,368	\$12,686,368	\$0
Project Tasks	ILLINOIS ROUTE 19 18-V4738-00-PV	Expansion		-	-	-	-	-	-	-	-	-
Right-of-Way				160,395	-	-	-	-	-	160,395	160,395	-
Construction				372,558	-	-	-	-	-	372,558	372,558	-
Total Project Cost				\$532,953	-	-	-	-	-	\$532,953	\$532,953	\$0
Project Tasks	JOE ORR ROAD 02-B8738-01-EG	Expansion		-	-	-	-	-	-	-	-	-
Design Engineering				300,000	79,000	-	-	-	-	379,000	379,000	-
Right-of-Way				150,000	-	-	-	-	-	150,000	-	150,000
Total Project Cost				\$450,000	\$79,000	-	-	-	-	\$529,000	\$379,000	\$150,000
Project Tasks	JOE ORR ROAD 15-B8737-03-RP	Expansion		-	-	-	-	-	-	-	-	-
Construction				-	-	12,845,140	-	-	-	12,845,140	10,345,140	2,500,000
Total Project Cost				-	-	\$12,845,140	-	-	-	\$12,845,140	\$10,345,140	\$2,500,000
Project Tasks	KEDZIE AVENUE 16-W4506-00-EG	Modernization		-	-	-	-	-	-	-	-	-
Planning & Prelim. Engineering				1,437,500	661,250	-	-	-	-	2,098,750	2,098,750	-
Design Engineering				-	-	2,012,500	2,012,500	-	-	4,025,000	4,025,000	-
Total Project Cost				\$1,437,500	\$661,250	\$2,012,500	\$2,012,500	-	-	\$6,123,750	\$6,123,750	\$0
Project Tasks	LAKE COOK ROAD 14-A5015-03-RP	Expansion		-	-	-	-	-	-	-	-	-
Construction				605,732	-	-	-	-	-	605,732	605,732	-
Total Project Cost				\$605,732	-	-	-	-	-	\$605,732	\$605,732	\$0
Project Tasks	LAKE COOK ROAD 23-A5014-00-PV	Expansion		-	-	-	-	-	-	-	-	-
Construction				550,792	-	-	-	-	-	550,792	550,792	-
Total Project Cost				\$550,792	-	-	-	-	-	\$550,792	\$550,792	\$0
Project Tasks	LAKE COOK ROAD PAVEMENT REPAIRS	Preservation		-	-	-	-	-	-	-	-	-
Construction				2,875,000	2,875,000	-	-	-	-	5,750,000	5,750,000	-
Total Project Cost				\$2,875,000	\$2,875,000	-	-	-	-	\$5,750,000	\$5,750,000	\$0
Project Tasks	LANDWEHR ROAD 22-W8043-00-PV	Preservation		-	-	-	-	-	-	-	-	-
Design Engineering				350,000	-	-	-	-	-	350,000	350,000	-
Construction				-	4,025,000	-	-	-	-	4,025,000	4,025,000	-
Total Project Cost				\$350,000	\$4,025,000	-	-	-	-	\$4,375,000	\$4,375,000	\$0
Project Tasks	LEHIGH AVENUE 16-A5823-00-EG	Modernization		-	-	-	-	-	-	-	-	-
Design Engineering				685,188	-	-	-	-	-	685,188	685,188	-
Construction				-	2,500,000	2,500,000	-	-	-	5,000,000	5,000,000	-
Total Project Cost				\$685,188	\$2,500,000	\$2,500,000	-	-	-	\$5,685,188	\$5,685,188	\$0
Project Tasks	MEACHAM ROAD 18-V6438-00-EG	Modernization		-	-	-	-	-	-	-	-	-
Design Engineering				694,868	-	-	-	-	-	694,868	694,868	-
Construction				-	2,500,000	2,500,000	-	-	-	5,000,000	5,000,000	-
Total Project Cost				\$694,868	\$2,500,000	\$2,500,000	-	-	-	\$5,694,868	\$5,694,868	\$0
Project Tasks	OAKTON STREET	Preservation		-	-	-	-	-	-	-	-	-
Design Engineering				400,000	100,000	-	-	-	-	500,000	500,000	-
Construction				-	862,500	2,587,500	-	-	-	3,450,000	3,450,000	-
Total Project Cost				\$400,000	\$962,500	\$2,587,500	-	-	-	\$3,950,000	\$3,950,000	\$0
Project Tasks	OLD ORCHARD ROAD 14-A8327-08RP	Expansion		-	-	-	-	-	-	-	0	-
Design Engineering				-	-	-	-	-	-	-	-	-
Construction				7,390,664	8,366,664	-	-	-	-	15,757,328	10,877,328	4,880,000
Total Project Cost				\$7,390,664	\$8,366,664	-	-	-	-	\$15,757,328	\$10,877,328	\$4,880,000
Project Tasks	OLYMPIAN WAY	Preservation		-	-	-	-	-	-	-	-	-
Design Engineering				254,333	-	-	-	-	-	254,333	254,333	-
Total Project Cost				\$254,333	-	-	-	-	-	\$254,333	\$254,333	\$0
Project Tasks	PLAINFIELD ROAD 16-B3719-00-EG	Modernization		-	-	-	-	-	-	-	-	-
Planning & Prelim. Engineering				400,000	-	-	-	-	-	400,000	400,000	-
Design Engineering				-	600,000	850,000	850,000	200,000	-	2,500,000	2,500,000	-
Total Project Cost				\$400,000	\$600,000	\$850,000	\$850,000	\$200,000	-	\$2,900,000	\$2,900,000	\$0

COOK COUNTY DEPARTMENT OF TRANSPORTATION AND HIGHWAY FY2024-FY2028 CAPITALIZABLE PROJECTS

Project Tasks	PPRP NORTH 2021 20-PPRPN-00-PV	Preservation	-	-	-	-	-	-	-	-
Construction			1,564,587	-	-	-	-	1,564,587	1,309,000	255,587
Total Project Cost			\$1,564,587	-	-	-	-	\$1,564,587	\$1,309,000	\$255,587
Project Tasks	PPRP SOUTH 2021 20-PPRPS-00-PV	Preservation	-	-	-	-	-	-	-	-
Construction			256,376	-	-	-	-	256,376	256,376	-
Total Project Cost			\$256,376	-	-	-	-	\$256,376	\$256,376	\$0
Project Tasks	PRP NORTH 2022 22-PRPN1-00-PV	Preservation	-	-	-	-	-	-	-	-
Construction			12,660,000	3,170,000	-	-	-	15,830,000	15,830,000	-
Total Project Cost			\$12,660,000	\$3,170,000	-	-	-	\$15,830,000	\$15,830,000	\$0
Project Tasks	PRP NORTH 2023 (A) 23-PRPN1-01-PV	Preservation	-	-	-	-	-	-	-	-
Construction			1,000,000	4,000,000	-	-	-	5,000,000	5,000,000	-
Total Project Cost			\$1,000,000	\$4,000,000	-	-	-	\$5,000,000	\$5,000,000	\$0
Project Tasks	PRP NORTH 2023 (B) 23-PRPN2-00-PV	Preservation	-	-	-	-	-	-	-	-
Construction			3,200,000	6,800,000	-	-	-	10,000,000	10,000,000	-
Total Project Cost			\$3,200,000	\$6,800,000	-	-	-	\$10,000,000	\$10,000,000	\$0
Project Tasks	PRP NORTH 2024	Preservation	-	-	-	-	-	-	-	-
Construction			-	16,100,000	-	-	-	16,100,000	16,100,000	-
Total Project Cost			-	\$16,100,000	-	-	-	\$16,100,000	\$16,100,000	\$0
Project Tasks	PRP NORTH 2026-2029	Preservation	-	-	-	-	-	-	-	-
Construction			-	-	-	16,600,000	17,100,000	33,700,000	33,700,000	-
Total Project Cost			-	-	-	\$16,600,000	\$17,100,000	\$33,700,000	\$33,700,000	\$0
Project Tasks	PRP SOUTH 2022 (A) 22-PRPS1-00-PV	Preservation	-	-	-	-	-	-	-	-
Construction			3,431,000	-	-	-	-	3,431,000	3,431,000	-
Total Project Cost			\$3,431,000	-	-	-	-	\$3,431,000	\$3,431,000	\$0
Project Tasks	PRP SOUTH 2022 (B) 22-PRPS2-00-PV	Preservation	-	-	-	-	-	-	-	-
Construction			8,040,000	1,380,000	-	-	-	9,420,000	9,420,000	-
Total Project Cost			\$8,040,000	\$1,380,000	-	-	-	\$9,420,000	\$9,420,000	\$0
Project Tasks	PRP SOUTH 2023 23-PRPS1-01-PV	Preservation	-	-	-	-	-	-	-	-
Construction			7,500,000	10,500,000	-	-	-	18,000,000	18,000,000	-
Total Project Cost			\$7,500,000	\$10,500,000	-	-	-	\$18,000,000	\$18,000,000	\$0
Project Tasks	PRP SOUTH 2024	Preservation	-	-	-	-	-	-	-	-
Construction			-	16,100,000	-	-	-	16,100,000	16,100,000	-
Total Project Cost			-	\$16,100,000	-	-	-	\$16,100,000	\$16,100,000	\$0
Project Tasks	PRP SOUTH RURAL 2025	Preservation	-	-	-	-	-	-	-	-
Construction			-	15,000,000	15,000,000	-	-	30,000,000	30,000,000	-
Total Project Cost			-	\$15,000,000	\$15,000,000	-	-	\$30,000,000	\$30,000,000	\$0
Project Tasks	PRP SOUTH 2026-2029	Preservation	-	-	-	-	-	-	-	-
Construction			-	-	-	16,600,000	17,100,000	33,700,000	33,700,000	-
Total Project Cost			-	-	-	\$16,600,000	\$17,100,000	\$33,700,000	\$33,700,000	\$0
Project Tasks	PULASKI ROAD 16-W4312-00-EG	Modernization	-	-	-	-	-	-	-	-
Planning & Prelim. Engineering			400,000	-	-	-	-	400,000	400,000	-
Design Engineering			-	1,000,000	1,000,000	1,000,000	500,000	3,500,000	3,500,000	-
Total Project Cost			\$400,000	\$1,000,000	\$1,000,000	\$1,000,000	\$500,000	\$3,900,000	\$3,900,000	\$0
Project Tasks	QUENTIN ROAD 00-W6256-09-RP	Modernization	-	-	-	-	-	-	-	-
Planning & Prelim. Engineering			57,280	-	-	-	-	57,280	57,280	-
Design Engineering			-	2,098,069	1,049,035	1,049,035	-	4,196,139	4,196,139	-
Total Project Cost			\$57,280	\$2,098,069	\$1,049,035	\$1,049,035	-	\$4,253,419	\$4,253,419	\$0
Project Tasks	ROBERTS ROAD 19-W3216-00-PV	Modernization	-	-	-	-	-	-	-	-
Construction			332,097	-	-	-	-	332,097	332,097	-
Total Project Cost			\$332,097	-	-	-	-	\$332,097	\$332,097	\$0
Project Tasks	ROBERTS ROAD 20-W3216-00-PV	Modernization	-	-	-	-	-	-	-	-
Design Engineering			34,000	-	-	-	-	34,000	34,000	-
Right-of-Way			81,000	-	-	-	-	81,000	81,000	-
Construction			-	253,000	253,000	-	-	506,000	506,000	-
Total Project Cost			\$115,000	\$253,000	\$253,000	-	-	\$621,000	\$621,000	\$0
Project Tasks	SANDERS ROAD 21-W2444-00-PV	Modernization	-	-	-	-	-	-	-	-
Design Engineering			677,655	-	-	-	-	677,655	677,655	-
Right-of-Way			148,320	-	-	-	-	148,320	148,320	-
Construction			-	2,491,091	7,473,273	-	-	9,964,365	9,964,365	-
Total Project Cost			\$825,975	\$2,491,091	\$7,473,273	-	-	\$10,790,340	\$10,790,340	\$0
Project Tasks	SAUK TRAIL 21-C1131-00-PV	Modernization	-	-	-	-	-	-	-	-
Planning & Prelim. Engineering			768,330	-	-	-	-	768,330	768,330	-
Design Engineering			-	650,000	650,000	-	-	1,300,000	1,300,000	-
Construction			-	-	-	3,737,500	3,737,500	7,475,000	7,475,000	-
Total Project Cost			\$768,330	\$650,000	\$650,000	\$3,737,500	\$3,737,500	\$9,543,330	\$9,543,330	\$0
Project Tasks	SHOE FACTORY ROAD 16-A6202-00-PV	Modernization	-	-	-	-	-	-	-	-

COOK COUNTY DEPARTMENT OF TRANSPORTATION AND HIGHWAY FY2024-FY2028 CAPITALIZABLE PROJECTS

Construction			5,750,000	8,730,000	-	-	-	14,480,000	14,480,000	-
Total Project Cost			\$5,750,000	\$8,730,000	-	-	-	\$14,480,000	\$14,480,000	\$0
Project Tasks	SKOKIE VALLEY TRAIL 18-SVTEX-00-BT	Expansion	-	-	-	-	-	-	-	-
Right-of-Way			-	196,000	-	-	-	196,000	196,000	-
Construction			-	802,772	145,552	-	-	948,324	145,552	802,772
Total Project Cost			-	\$998,772	\$145,552	-	-	\$1,144,324	\$341,552	\$802,772
Project Tasks	TOUHY AVENUE 15-34117-01-RP	Expansion	-	-	-	-	-	-	-	-
Construction			362,907	362,907	-	-	-	725,815	725,815	-
Total Project Cost			\$362,907	\$362,907	-	-	-	\$725,815	\$725,815	\$0
Project Tasks	TRAFFIC SIGNAL MODERNIZATION/REPLACEMENT PROGRAM (TSMRP) #1 (CURRENT) 23-TSMRP-00-TL	Modernization	-	-	-	-	-	-	-	-
Construction			9,000,000	1,000,000	-	-	-	10,000,000	9,700,000	300,000
Total Project Cost			\$9,000,000	\$1,000,000	-	-	-	\$10,000,000	\$9,700,000	\$300,000
Project Tasks	TRAFFIC SIGNAL REPLACEMENT (HSIP) - PACKAGE #1 23-HSIP1-00-TL	Modernization	-	-	-	-	-	-	-	-
Construction			3,756,566	417,396	-	-	-	4,173,962	3,191,000	982,962
Total Project Cost			\$3,756,566	\$417,396	-	-	-	\$4,173,962	\$3,191,000	\$982,962
Project Tasks	TRAFFIC SIGNAL REPLACEMENT (HSIP) - PACKAGE #2	Modernization	-	-	-	-	-	-	-	-
Construction			-	2,194,050	2,194,050	-	-	4,388,100	2,570,000	1,818,100
Total Project Cost			-	\$2,194,050	\$2,194,050	-	-	\$4,388,100	\$2,570,000	\$1,818,100
Project Tasks	VARIOUS CONSTRUCTION MANAGEMENT SERVICES #2 20-CMSV-00-PV	Modernization	-	-	-	-	-	-	-	-
Construction			1,734,250	843,000	-	-	-	2,577,250	2,577,250	-
Total Project Cost			\$1,734,250	\$843,000	-	-	-	\$2,577,250	\$2,577,250	\$0
Project Tasks	VARIOUS CONSTRUCTION MANAGEMENT SERVICES #3 20 -CMSV-01-PV	Modernization	-	-	-	-	-	-	-	-
Construction			1,112,717	600,000	-	-	-	1,712,717	1,712,717	-
Total Project Cost			\$1,112,717	\$600,000	-	-	-	\$1,712,717	\$1,712,717	\$0
Project Tasks	VARIOUS CONSTRUCTION MANAGEMENT SERVICES #4 23-CMSV-02-PV	Modernization	-	-	-	-	-	-	-	-
Construction			500,000	1,000,000	1,000,000	-	-	2,500,000	2,500,000	-
Total Project Cost			\$500,000	\$1,000,000	\$1,000,000	-	-	\$2,500,000	\$2,500,000	\$0
Project Tasks	VARIOUS CONSTRUCTION MANAGEMENT SERVICES #5 23-CMSV-03-PV	Modernization	-	-	-	-	-	-	-	-
Construction			500,000	1,000,000	1,000,000	-	-	2,500,000	2,500,000	-
Total Project Cost			\$500,000	\$1,000,000	\$1,000,000	-	-	\$2,500,000	\$2,500,000	\$0
Project Tasks	VARIOUS CONSTRUCTION MANAGEMENT SERVICES #6	Modernization	-	-	-	-	-	-	-	-
Construction			-	-	1,250,000	1,250,000	-	2,500,000	2,500,000	-
Total Project Cost			-	-	\$1,250,000	\$1,250,000	-	\$2,500,000	\$2,500,000	\$0
Project Tasks	VARIOUS CONSTRUCTION MANAGEMENT SERVICES #7	Modernization	-	-	-	-	-	-	-	-
Construction			-	-	1,250,000	1,250,000	-	2,500,000	2,500,000	-
Total Project Cost			-	-	\$1,250,000	\$1,250,000	-	\$2,500,000	\$2,500,000	\$0
Project Tasks	VARIOUS CONSTRUCTION MANAGEMENT SERVICES PPR #1 20-CMPPN-00-PV	Modernization	-	-	-	-	-	-	-	-
Construction			1,730,235	1,238,000	-	-	-	2,968,235	2,945,000	23,235
Total Project Cost			\$1,730,235	\$1,238,000	-	-	-	\$2,968,235	\$2,945,000	\$23,235
Project Tasks	VARIOUS CONSTRUCTION MANAGEMENT SERVICES PPR #2 20-CMPPS-00-PV	Modernization	-	-	-	-	-	-	-	-
Construction			1,495,738	400,000	-	-	-	1,895,738	1,895,738	-
Total Project Cost			\$1,495,738	\$400,000	-	-	-	\$1,895,738	\$1,895,738	\$0
Project Tasks	VARIOUS DESIGN ENG SERVICES #7 21-8DESV-01-EG	Modernization	-	-	-	-	-	-	-	-
Design Engineering			1,000,000	500,000	-	-	-	1,500,000	1,500,000	-
Total Project Cost			\$1,000,000	\$500,000	-	-	-	\$1,500,000	\$1,500,000	\$0
Project Tasks	VARIOUS DESIGN ENG SERVICES #8 21-8DESV-02-EG	Modernization	-	-	-	-	-	-	-	-
Design Engineering			1,750,000	750,000	-	-	-	2,500,000	2,500,000	-
Total Project Cost			\$1,750,000	\$750,000	-	-	-	\$2,500,000	\$2,500,000	\$0
Project Tasks	VARIOUS DESIGN ENG SERVICES #9 21-8DESV-03-EG	Modernization	-	-	-	-	-	-	-	-
Design Engineering			250,000	250,000	-	-	-	500,000	500,000	-
Total Project Cost			\$250,000	\$250,000	-	-	-	\$500,000	\$500,000	\$0
Project Tasks	VARIOUS DESIGN ENG SERVICES #10	Modernization	-	-	-	-	-	-	-	-
Design Engineering			-	-	750,000	1,000,000	750,000	2,500,000	2,500,000	-
Total Project Cost			-	-	\$750,000	\$1,000,000	\$750,000	\$2,500,000	\$2,500,000	\$0
Project Tasks	VARIOUS DESIGN ENG SERVICES #11	Modernization	-	-	-	-	-	-	-	-
Design Engineering			-	-	750,000	1,000,000	750,000	2,500,000	2,500,000	-
Total Project Cost			-	-	\$750,000	\$1,000,000	\$750,000	\$2,500,000	\$2,500,000	\$0
Project Tasks	VARIOUS DRAINAGE ENG SERVICES #1 19-6VDES-00-EG Sum	Modernization	-	-	-	-	-	-	-	-
Design Engineering			50,000	50,000	25,000	-	-	125,000	125,000	-
Total Project Cost			\$50,000	\$50,000	\$25,000	-	-	\$125,000	\$125,000	\$0
Project Tasks	VARIOUS DRAINAGE ENG SERVICES #2	Modernization	-	-	-	-	-	-	-	-
Design Engineering			-	-	25,000	50,000	50,000	125,000	125,000	-
Total Project Cost			-	-	\$25,000	\$50,000	\$50,000	\$125,000	\$125,000	\$0
Project Tasks	VARIOUS PRELIMINARY AND DESIGN ENG. SERVICES FOR PAVEMENT PROJECTS 23-PEDES-00-EG	Preservation	-	-	-	-	-	-	-	-
Design Engineering			1,500,000	1,750,000	1,750,000	-	-	5,000,000	5,000,000	-
Total Project Cost			\$1,500,000	\$1,750,000	\$1,750,000	-	-	\$5,000,000	\$5,000,000	\$0

COOK COUNTY DEPARTMENT OF TRANSPORTATION AND HIGHWAY FY2024-FY2028 CAPITALIZABLE PROJECTS

Project Tasks	VARIOUS PRELIMINARY ENG SERVICES #1 18-6PESV-00-ES	Modernization	-	-	-	-	-	-	-	-
Planning & Prelim. Engineering			1,000,000	500,000	-	-	-	-	1,500,000	1,500,000
Total Project Cost			\$1,000,000	\$500,000	-	-	-	-	\$1,500,000	\$1,500,000
Project Tasks	VARIOUS PRELIMINARY ENG SERVICES #2 18-6PESV-01-ES	Modernization	-	-	-	-	-	-	-	-
Planning & Prelim. Engineering			1,000,000	900,000	-	-	-	-	1,900,000	1,900,000
Total Project Cost			\$1,000,000	\$900,000	-	-	-	-	\$1,900,000	\$1,900,000
Project Tasks	VARIOUS PRELIMINARY ENG SERVICES #3 18-6PESV-02-ES	Modernization	-	-	-	-	-	-	-	-
Planning & Prelim. Engineering			1,000,000	650,000	-	-	-	-	1,650,000	1,650,000
Total Project Cost			\$1,000,000	\$650,000	-	-	-	-	\$1,650,000	\$1,650,000
Project Tasks	VARIOUS PRELIMINARY ENG SERVICES (2026-2028)	Modernization	-	-	-	-	-	-	-	-
Planning & Prelim. Engineering			-	-	1,500,000	1,500,000	1,500,000	4,500,000	4,500,000	-
Total Project Cost			-	-	\$1,500,000	\$1,500,000	\$1,500,000	\$4,500,000	\$4,500,000	\$0
Project Tasks	VOLLMER ROAD 14-86630-03-ES	Modernization	-	-	-	-	-	-	-	-
Planning & Prelim. Engineering			315,000	280,000	-	-	-	-	595,000	595,000
Design Engineering			-	-	750,000	375,000	375,000	1,500,000	1,500,000	-
Total Project Cost			\$315,000	\$280,000	\$750,000	\$375,000	\$375,000	\$2,095,000	\$2,095,000	\$0
Project Tasks	WILLOW ROAD	Modernization	-	-	-	-	-	-	-	-
Construction			1,100,000	-	-	-	-	-	1,100,000	1,100,000
Total Project Cost			\$1,100,000	-	-	-	-	-	\$1,100,000	\$1,100,000
Project Tasks	WOLF ROAD 20-W2221-00-EG	Modernization	-	-	-	-	-	-	-	-
Planning & Prelim. Engineering			600,000	50,000	-	-	-	-	650,000	650,000
Design Engineering			-	500,000	1,000,000	500,000	-	2,000,000	2,000,000	-
Total Project Cost			\$600,000	\$550,000	\$1,000,000	\$500,000	-	\$2,650,000	\$2,650,000	\$0
Total - Projects			\$154,305,100	\$178,244,990	\$143,225,930	\$106,290,833	\$56,747,250	\$638,814,103	\$801,727,060	\$37,087,044

COOK COUNTY DEPARTMENT OF TRANSPORTATION AND HIGHWAY FY2024-FY2028 NON-CAPITALIZABLE PROJECTS

Project Name	Primary Work Type	FY2024	FY2025	FY2026	FY2027	FY2028	Est. Total Cost	County Funding	Outside Funding
Project Tasks 131ST STREET 16-13129-01-FP	Expansion	-	-	-	-	-	-	-	-
Construction		-	150,000	-	-	-	150,000	150,000	-
Total Project Cost		-	\$150,000	-	-	-	\$150,000	\$150,000	\$0
Project Tasks 134TH STREET 16-13433-00-RP	Expansion	-	-	-	-	-	-	-	-
Design Engineering		51,875	51,875	-	-	-	103,749	-	103,749
Right-of-Way		122,500	122,500	-	-	-	245,000	245,000	-
Construction		-	-	1,229,054	1,229,054	-	2,458,107	1,265,000	1,193,107
Total Project Cost		\$174,375	\$174,375	\$1,229,054	\$1,229,054	-	\$2,806,856	\$1,510,000	\$1,296,857
Project Tasks 151ST STREET 22-B5626-00-DR	Modernization	-	-	-	-	-	-	-	-
Construction		43,880	-	-	-	-	43,880	-	43,880
Total Project Cost		\$43,880	-	-	-	-	\$43,880	\$0	\$43,880
Project Tasks 157TH STREET 22-157RC-00-FP	Modernization	-	-	-	-	-	-	-	-
Design Engineering		-	1,000,000	-	-	-	-	1,000,000	-
Construction		-	-	5,000,000	-	-	6,000,000	5,000,000	-
Total Project Cost		-	\$1,000,000	\$5,000,000	-	-	\$6,000,000	\$6,000,000	\$0
Project Tasks 175TH STREET 20-B6125-00-PV	Modernization	-	-	-	-	-	-	-	-
Construction		5,109,620	1,277,405	-	-	-	6,387,025	-	6,387,025
Total Project Cost		\$5,109,620	\$1,277,405	-	-	-	\$6,387,025	\$0	\$6,387,025
Project Tasks 606 EXTENSION	Expansion	-	-	-	-	-	-	-	-
Design Engineering		2,200,000	2,200,000	-	-	-	4,400,000	2,960,000	1,440,000
Total Project Cost		\$2,200,000	\$2,200,000	-	-	-	\$4,400,000	\$2,960,000	\$1,440,000
Project Tasks 88THCORK AVENUE 19-W3019-00-PV	Expansion	-	-	-	-	-	-	-	-
Construction		11,419,411	5,882,727	-	-	-	17,302,138	3,859,325	13,442,813
Total Project Cost		\$11,419,411	\$5,882,727	-	-	-	\$17,302,138	\$3,859,325	\$13,442,813
Project Tasks BURNHAM AVENUE GRADE SEPARATION 21-BURGS-00-EG	Expansion	-	-	-	-	-	-	-	-
Planning & Prelim. Engineering		750,000	750,000	-	-	-	1,500,000	-	1,500,000
Total Project Cost		\$750,000	\$750,000	-	-	-	\$1,500,000	\$0	\$1,500,000
Project Tasks BURNHAM AVENUE RAILROAD AGREEMENTS 21-BURGS-00-EG	Expansion	-	-	-	-	-	-	-	-
Planning & Prelim. Engineering		100,000	100,000	50,000	-	-	250,000	250,000	-
Total Project Cost		\$100,000	\$100,000	\$50,000	-	-	\$250,000	\$250,000	\$0
Project Tasks BURNHAM GREENWAY TRAIL	Expansion	-	-	-	-	-	-	-	-
Planning & Prelim. Engineering		200,000	-	-	-	-	200,000	200,000	-
Total Project Cost		\$200,000	-	-	-	-	\$200,000	\$200,000	\$0
Project Tasks BUTLER DRIVE 22-BUTDR-00-PV	Preservation	-	-	-	-	-	-	-	-
Design Engineering		450,000	150,000	-	-	-	600,000	-	600,000
Construction		-	-	6,536,158	6,536,158	-	13,072,316	-	13,072,316
Total Project Cost		\$450,000	\$150,000	\$6,536,158	\$6,536,158	-	\$13,672,316	\$0	\$13,672,316
Project Tasks CDOT ALDERMANIC WARDS	Modernization	-	-	-	-	-	-	-	-
Planning & Prelim. Engineering		175,000	175,000	175,000	-	-	525,000	525,000	-
Design Engineering		350,000	350,000	350,000	-	-	1,050,000	1,050,000	-
Right-of-Way		175,000	175,000	175,000	-	-	525,000	525,000	-
Construction		3,000,000	2,700,000	2,700,000	-	-	8,400,000	8,400,000	-
Total Project Cost		\$3,700,000	\$3,400,000	\$3,400,000	-	-	\$10,500,000	\$10,500,000	\$0
Project Tasks CDOT ALDERMANIC WARDS (2027-2030)	Modernization	-	-	-	-	-	-	-	-
Construction		-	-	-	2,625,000	2,625,000	5,250,000	5,250,000	-
Total Project Cost		-	-	-	\$2,625,000	\$2,625,000	\$5,250,000	\$5,250,000	\$0
Project Tasks CDOT PAVEMENT PRESERVATION AND REHABILITATION 17-REHAB-03-PV	Preservation	-	-	-	-	-	-	-	-
Design Engineering		4,636	-	-	-	-	4,636	4,636	-
Construction		1,430,385	-	-	-	-	1,430,385	1,430,385	-
Total Project Cost		\$1,435,021	-	-	-	-	\$1,435,021	\$1,435,021	\$0
Project Tasks CDOT PAVEMENT PRESERVATION AND REHABILITATION 18-REHAB-00-PV	Preservation	-	-	-	-	-	-	-	-
Design Engineering		722,678	-	-	-	-	722,678	722,678	-
Construction		3,858,255	-	-	-	-	3,858,255	3,858,255	-
Total Project Cost		\$4,580,933	-	-	-	-	\$4,580,933	\$4,580,933	\$0
Project Tasks CDOT PAVEMENT REHABILITATION 20-REHAB-00-PV	Modernization	-	-	-	-	-	-	-	-
Design Engineering		456,987	456,987	-	-	-	913,974	913,974	-
Construction		4,112,883	4,112,883	-	-	-	8,225,767	8,225,767	-
Total Project Cost		\$4,569,870	\$4,569,870	-	-	-	\$9,139,741	\$9,139,741	\$0
Project Tasks CDOT STRATEGIC TRANSPORTATION INITIATIVES 22-CDOT1-00-PV	Modernization	-	-	-	-	-	-	-	-
Planning & Prelim. Engineering		250,000	250,000	250,000	-	-	750,000	750,000	-
Design Engineering		125,000	250,000	125,000	-	-	500,000	500,000	-
Construction		5,250,000	5,250,000	5,250,000	-	-	15,750,000	15,750,000	-
Total Project Cost		\$5,625,000	\$5,750,000	\$5,625,000	-	-	\$17,000,000	\$17,000,000	\$0
Project Tasks CDOT STRATEGIC TRANSPORTATION INITIATIVES (2027-2030)	Modernization	-	-	-	-	-	-	-	-

COOK COUNTY DEPARTMENT OF TRANSPORTATION AND HIGHWAY FY2024-FY2028 NON-CAPITALIZABLE PROJECTS

Project Tasks	CDOT STRATEGIC TRANSPORTATION INITIATIVES (2027-2030)	Modernization	-	-	-	-	-	-	-	-
Planning & Prelim. Engineering			-	-	-	250,000	250,000	500,000	500,000	-
Design Engineering			-	-	-	500,000	500,000	1,000,000	1,000,000	-
Right-of-Way			-	-	-	250,000	250,000	500,000	500,000	-
Construction			-	-	-	4,000,000	4,000,000	8,000,000	8,000,000	-
Total Project Cost			-	-	-	\$5,000,000	\$5,000,000	\$10,000,000	\$10,000,000	\$0
Project Tasks	CENTRAL ROAD 21-A6107-00-PV	Expansion	-	-	-	-	-	-	-	-
Right-of-Way			6,250	-	-	-	-	6,250	-	6,250
Construction			-	500,000	1,500,000	-	-	2,000,000	-	2,000,000
Total Project Cost			\$6,250	\$500,000	\$1,500,000	-	-	\$2,006,250	\$0	\$2,006,250
Project Tasks	CHICAGO UNION STATION CONCOURSE IMPROVEMENTS	Modernization	-	-	-	-	-	-	-	-
Design Engineering			250,000	-	-	-	-	250,000	250,000	-
Total Project Cost			\$250,000	-	-	-	-	\$250,000	\$250,000	\$0
Project Tasks	CITY-COUNTY BUILDING PEDWAY EXTENSION	Modernization	-	-	-	-	-	-	-	-
Planning & Prelim. Engineering			399,761	400,000	-	-	-	799,761	799,761	-
Total Project Cost			\$399,761	\$400,000	-	-	-	\$799,761	\$799,761	\$0
Project Tasks	CONNECT FRANKLIN PARK	Modernization	-	-	-	-	-	-	-	-
Planning & Prelim. Engineering			200,000	500,000	200,000	-	-	900,000	900,000	-
Total Project Cost			\$200,000	\$500,000	\$200,000	-	-	\$900,000	\$900,000	\$0
Project Tasks	COOK COUNTY 2050 LONG RANGE TRANSPORTATION PLAN	Modernization	-	-	-	-	-	-	-	-
Planning & Prelim. Engineering			250,000	500,000	250,000	-	-	1,000,000	1,000,000	-
Total Project Cost			\$250,000	\$500,000	\$250,000	-	-	\$1,000,000	\$1,000,000	\$0
Project Tasks	COUNTY BRIDGE DRAINAGE SYSTEM CLEANING	Preservation	-	-	-	-	-	-	-	-
Maintenance			250,000	-	-	-	-	250,000	250,000	-
Total Project Cost			\$250,000	-	-	-	-	\$250,000	\$250,000	\$0
Project Tasks	COUNTY LINE ROAD SOUTH 16-W7331-00-RP	Expansion	-	-	-	-	-	-	-	-
Construction			7,828,645	7,828,645	6,225,884	-	-	21,883,175	-	21,883,175
Total Project Cost			\$7,828,645	\$7,828,645	\$6,225,884	-	-	\$21,883,175	\$0	\$21,883,175
Project Tasks	CREATE - 75TH STREET CORRIDOR IMPROVEMENT 19-75CIP-00-RR	Modernization	-	-	-	-	-	-	-	-
Planning & Prelim. Engineering			1,400,000	599,000	-	-	-	1,999,000	1,999,000	-
Design Engineering			1,121,054	278,348	-	-	-	1,399,402	1,399,402	-
Construction			29,424,495	22,924,107	884,410	-	-	53,233,012	53,233,012	-
Total Project Cost			\$31,945,549	\$23,801,455	\$884,410	-	-	\$56,631,414	\$56,631,414	\$0
Project Tasks	CREATE - COTTAGE GROVE AVENUE OVER IHBVCSX RR (GS23A)	Modernization	-	-	-	-	-	-	-	-
Planning & Prelim. Engineering			500,000	500,000	-	-	-	1,000,000	1,000,000	-
Design Engineering			-	-	1,000,000	2,000,000	500,000	3,500,000	3,500,000	-
Total Project Cost			\$500,000	\$500,000	\$1,000,000	\$2,000,000	\$500,000	\$4,500,000	\$4,500,000	\$0
Project Tasks	CREATE - HARLEM AVENUE OVER BNSF RR (GS18)	Modernization	-	-	-	-	-	-	-	-
Planning & Prelim. Engineering			400,000	-	-	-	-	400,000	400,000	-
Total Project Cost			\$400,000	-	-	-	-	\$400,000	\$400,000	\$0
Project Tasks	CREATE - SOUTHWEST GRADE CROSSING STUDY (GS20)	Modernization	-	-	-	-	-	-	-	-
Planning & Prelim. Engineering			500,000	500,000	500,000	-	-	1,500,000	1,500,000	-
Total Project Cost			\$500,000	\$500,000	\$500,000	-	-	\$1,500,000	\$1,500,000	\$0
Project Tasks	CREATE - WESTERN AVENUE GRADE SEPARATIONS (GS17)	Expansion	-	-	-	-	-	-	-	-
Planning & Prelim. Engineering			500,000	-	-	-	-	500,000	500,000	-
Total Project Cost			\$500,000	-	-	-	-	\$500,000	\$500,000	\$0
Project Tasks	CURB RAMP IMPROVEMENTS NORTH 24-CRIPN-00-CG	Modernization	-	-	-	-	-	-	-	-
Construction			322,000	1,288,000	-	-	-	1,610,000	1,610,000	-
Total Project Cost			\$322,000	\$1,288,000	-	-	-	\$1,610,000	\$1,610,000	\$0
Project Tasks	CURB RAMP IMPROVEMENTS SOUTH 24-CRIPS-00-CG	Modernization	-	-	-	-	-	-	-	-
Construction			320,000	830,000	-	-	-	1,150,000	1,150,000	-
Total Project Cost			\$320,000	\$830,000	-	-	-	\$1,150,000	\$1,150,000	\$0
Project Tasks	FAIR TRANSIT DEMONSTRATION (METRA) 21-SCFTP-00-TD	Expansion	-	-	-	-	-	-	-	-
Planning & Prelim. Engineering			2,500,000	-	-	-	-	2,500,000	2,500,000	-
Total Project Cost			\$2,500,000	-	-	-	-	\$2,500,000	\$2,500,000	\$0
Project Tasks	FAIR TRANSIT 2.0 EQUITY FUND	Expansion	-	-	-	-	-	-	-	-
Planning & Prelim. Engineering			7,000,000	7,000,000	7,000,000	7,000,000	7,000,000	35,000,000	35,000,000	-
Total Project Cost			\$7,000,000	\$7,000,000	\$7,000,000	\$7,000,000	\$7,000,000	\$35,000,000	\$35,000,000	\$0
Project Tasks	FRANKLIN AVENUE 21-FRAGS-00-PV	Expansion	-	-	-	-	-	-	-	-
Construction			16,278,821	9,660,588	9,064,382	-	-	35,003,791	-	35,003,791
Total Project Cost			\$16,278,821	\$9,660,588	\$9,064,382	-	-	\$35,003,791	\$0	\$35,003,791
Project Tasks	GENERAL MAINTENANCE - AGGREGATE MATERIALS	Preservation	-	-	-	-	-	-	-	-
Maintenance			50,000	55,000	60,500	66,500	73,200	305,200	305,200	-
Total Project Cost			\$50,000	\$55,000	\$60,500	\$66,500	\$73,200	\$305,200	\$305,200	\$0

COOK COUNTY DEPARTMENT OF TRANSPORTATION AND HIGHWAY FY2024-FY2028 NON-CAPITALIZABLE PROJECTS

Project Tasks	GENERAL MAINTENANCE - BULK ROCK SALT DE-ICING MATERIALS	Preservation	-	-	-	-	-	-	-	-
Maintenance			1,500,000	1,650,000	1,815,000	1,996,500	2,200,000	9,161,500	9,161,500	-
Total Project Cost			\$1,500,000	\$1,650,000	\$1,815,000	\$1,996,500	\$2,200,000	\$9,161,500	\$9,161,500	\$0
Project Tasks	GENERAL MAINTENANCE - CALCIUM CHLORIDE	Preservation	-	-	-	-	-	-	-	-
Maintenance			85,000	85,000	90,000	90,000	90,000	440,000	440,000	-
Total Project Cost			\$85,000	\$85,000	\$90,000	\$90,000	\$90,000	\$440,000	\$440,000	\$0
Project Tasks	GENERAL MAINTENANCE - CATCH BASIN AND INLET CLEANING	Preservation	-	-	-	-	-	-	-	-
Maintenance			1,000,000	755,000	1,200,000	1,300,000	1,300,000	5,555,000	5,555,000	-
Total Project Cost			\$1,000,000	\$755,000	\$1,200,000	\$1,300,000	\$1,300,000	\$5,555,000	\$5,555,000	\$0
Project Tasks	GENERAL MAINTENANCE - COLD PATCH (NORTH)	Preservation	-	-	-	-	-	-	-	-
Maintenance			130,000	130,000	135,000	135,000	140,000	670,000	670,000	-
Total Project Cost			\$130,000	\$130,000	\$135,000	\$135,000	\$140,000	\$670,000	\$670,000	\$0
Project Tasks	GENERAL MAINTENANCE - COLD PATCH (SOUTH)	Preservation	-	-	-	-	-	-	-	-
Maintenance			130,000	130,000	135,000	135,000	140,000	670,000	670,000	-
Total Project Cost			\$130,000	\$130,000	\$135,000	\$135,000	\$140,000	\$670,000	\$670,000	\$0
Project Tasks	GENERAL MAINTENANCE - CONCRETE BRIDGE SURFACE SEALER SOLUTION	Preservation	-	-	-	-	-	-	-	-
Maintenance			65,000	75,000	80,000	80,000	80,000	380,000	380,000	-
Total Project Cost			\$65,000	\$75,000	\$80,000	\$80,000	\$80,000	\$380,000	\$380,000	\$0
Project Tasks	GENERAL MAINTENANCE - CRACK FILL MATERIALS	Preservation	-	-	-	-	-	-	-	-
Maintenance			35,000	35,000	40,000	40,000	45,000	195,000	195,000	-
Total Project Cost			\$35,000	\$35,000	\$40,000	\$40,000	\$45,000	\$195,000	\$195,000	\$0
Project Tasks	GENERAL MAINTENANCE - ELECTRICAL MECHANICAL ITEM (EMIM) #3 25-SEMIM-00-QM	Preservation	-	-	-	-	-	-	-	-
Maintenance			4,500,000	4,500,000	600,000	-	-	9,600,000	7,900,000	1,700,000
Total Project Cost			\$4,500,000	\$4,500,000	\$600,000	-	-	\$9,600,000	\$7,900,000	\$1,700,000
Project Tasks	GENERAL MAINTENANCE - ELECTRICAL MECHANICAL ITEM (EMIM) #4 (FUTURE YRS)	Preservation	-	-	-	-	-	-	-	-
Maintenance			-	-	7,500,000	7,500,000	7,500,000	22,500,000	19,500,000	3,000,000
Total Project Cost			-	-	\$7,500,000	\$7,500,000	\$7,500,000	\$22,500,000	\$19,500,000	\$3,000,000
Project Tasks	GENERAL MAINTENANCE - GUARDRAIL AND TRAFFIC BARRIER REPAIR AND REPLACEMENT	Preservation	-	-	-	-	-	-	-	-
Maintenance			427,250	427,250	430,000	430,000	440,000	2,154,500	2,154,500	-
Total Project Cost			\$427,250	\$427,250	\$430,000	\$430,000	\$440,000	\$2,154,500	\$2,154,500	\$0
Project Tasks	GENERAL MAINTENANCE - HOT PATCH (NORTH)	Preservation	-	-	-	-	-	-	-	-
Maintenance			175,000	180,000	190,000	190,000	190,000	925,000	925,000	-
Total Project Cost			\$175,000	\$180,000	\$190,000	\$190,000	\$190,000	\$925,000	\$925,000	\$0
Project Tasks	GENERAL MAINTENANCE - HOT PATCH (SOUTH AREA 1)	Preservation	-	-	-	-	-	-	-	-
Maintenance			50,000	55,000	60,000	65,000	70,000	300,000	300,000	-
Total Project Cost			\$50,000	\$55,000	\$60,000	\$65,000	\$70,000	\$300,000	\$300,000	\$0
Project Tasks	GENERAL MAINTENANCE - HOT PATCH (SOUTH AREA 2)	Preservation	-	-	-	-	-	-	-	-
Maintenance			50,000	55,000	60,000	65,000	70,000	300,000	300,000	-
Total Project Cost			\$50,000	\$55,000	\$60,000	\$65,000	\$70,000	\$300,000	\$300,000	\$0
Project Tasks	GENERAL MAINTENANCE - MOWING	Preservation	-	-	-	-	-	-	-	-
Maintenance			250,000	250,000	255,000	255,000	260,000	1,270,000	1,270,000	-
Total Project Cost			\$250,000	\$250,000	\$255,000	\$255,000	\$260,000	\$1,270,000	\$1,270,000	\$0
Project Tasks	GENERAL MAINTENANCE - PAVEMENT MARKINGS #2 25-SMARK-00-QM	Preservation	-	-	-	-	-	-	-	-
Maintenance			2,500,000	465,471	-	-	-	2,965,471	2,965,471	-
Total Project Cost			\$2,500,000	\$465,471	-	-	-	\$2,965,471	\$2,965,471	\$0
Project Tasks	GENERAL MAINTENANCE - PAVEMENT MARKINGS #3 (FUTURE YRS)	Preservation	-	-	-	-	-	-	-	-
Maintenance			-	3,500,000	3,500,000	3,500,000	-	10,500,000	10,500,000	-
Total Project Cost			-	\$3,500,000	\$3,500,000	\$3,500,000	-	\$10,500,000	\$10,500,000	\$0
Project Tasks	GENERAL MAINTENANCE - SIGNING #2 25-8SIGN-00-QM	Preservation	-	-	-	-	-	-	-	-
Maintenance			1,000,000	300,000	-	-	-	1,300,000	1,300,000	-
Total Project Cost			\$1,000,000	\$300,000	-	-	-	\$1,300,000	\$1,300,000	\$0
Project Tasks	GENERAL MAINTENANCE - SIGNING #3 (FUTURE YRS)	Preservation	-	-	-	-	-	-	-	-
Maintenance			-	1,250,000	1,250,000	1,250,000	-	3,750,000	3,750,000	-
Total Project Cost			-	\$1,250,000	\$1,250,000	\$1,250,000	-	\$3,750,000	\$3,750,000	\$0
Project Tasks	GENERAL MAINTENANCE - SPOILS REMOVAL	Preservation	-	-	-	-	-	-	-	-
Maintenance			250,000	270,000	290,000	310,000	333,000	1,453,000	1,453,000	-
Total Project Cost			\$250,000	\$270,000	\$290,000	\$310,000	\$333,000	\$1,453,000	\$1,453,000	\$0
Project Tasks	GENERAL MAINTENANCE - STORM SEWER CLEANING #1	Preservation	-	-	-	-	-	-	-	-
Maintenance			1,250,000	750,000	-	-	-	2,000,000	2,000,000	-
Total Project Cost			\$1,250,000	\$750,000	-	-	-	\$2,000,000	\$2,000,000	\$0
Project Tasks	GENERAL MAINTENANCE - STORM SEWER CLEANING #2	Preservation	-	-	-	-	-	-	-	-
Maintenance			-	-	1,250,000	750,000	-	2,000,000	2,000,000	-
Total Project Cost			-	-	\$1,250,000	\$750,000	-	\$2,000,000	\$2,000,000	\$0
Project Tasks	GENERAL MAINTENANCE - STORM SEWER CLEANING #3	Preservation	-	-	-	-	-	-	-	-
Maintenance			-	-	-	-	1,250,000	1,250,000	1,250,000	-
Total Project Cost			-	-	-	-	\$1,250,000	\$1,250,000	\$1,250,000	\$0

COOK COUNTY DEPARTMENT OF TRANSPORTATION AND HIGHWAY FY2024-FY2028 NON-CAPITALIZABLE PROJECTS

Project Tasks	GENERAL MAINTENANCE - TREE REMOVAL SERVICES	Preservation	-	-	-	-	-	-	-
Maintenance			125,000	125,000	130,000	130,000	135,000	645,000	645,000
Total Project Cost			\$125,000	\$125,000	\$130,000	\$130,000	\$135,000	\$645,000	\$645,000
Project Tasks	GRAND AVENUE GRADE SEPERATION 18-01376-00-EG	Modernization	-	-	-	-	-	-	-
Planning & Prelim. Engineering			86,142	-	-	-	-	86,142	86,142
Total Project Cost			\$86,142	-	-	-	-	\$86,142	\$86,142
Project Tasks	I-294 NEW INTERCHANGE	Expansion	-	-	-	-	-	-	-
Planning & Prelim. Engineering			750,000	1,250,000	1,250,000	750,000	-	4,000,000	4,000,000
Total Project Cost			\$750,000	\$1,250,000	\$1,250,000	\$750,000	-	\$4,000,000	\$4,000,000
Project Tasks	IIC 2017 - DES PLAINES RIVER TRAIL (ROSEMONT) 17-IICBP-07-BT	Modernization	-	-	-	-	-	-	-
Planning & Prelim. Engineering			19,996	-	-	-	-	19,996	19,996
Total Project Cost			\$19,996	-	-	-	-	\$19,996	\$19,996
Project Tasks	IIC 2017 - UNION AVENUE (STEGER) 17-IICBP-09-SW	Modernization	-	-	-	-	-	-	-
Construction			31,500	58,500	-	-	-	90,000	90,000
Total Project Cost			\$31,500	\$58,500	-	-	-	\$90,000	\$90,000
Project Tasks	IIC 2018 - 78TH AVENUE (BRIDGEVIEW) 18-IICFR-02-ES	Modernization	-	-	-	-	-	-	-
Planning & Prelim. Engineering			86,437	-	-	-	-	86,437	86,437
Total Project Cost			\$86,437	-	-	-	-	\$86,437	\$86,437
Project Tasks	IIC 2018 - LOGISTICENTER (SAUK VILLAGE) 18-IICFR-04-ES	Expansion	-	-	-	-	-	-	-
Planning & Prelim. Engineering			55,000	-	-	-	-	55,000	55,000
Total Project Cost			\$55,000	-	-	-	-	\$55,000	\$55,000
Project Tasks	IIC 2019 - 25TH AVENUE (MELROSE PARK) 19-IICFR-04-ES	Modernization	-	-	-	-	-	-	-
Planning & Prelim. Engineering			180,000	-	-	-	-	180,000	180,000
Total Project Cost			\$180,000	-	-	-	-	\$180,000	\$180,000
Project Tasks	IIC 2019 - 95TH STREET (HICKORY HILLS) 19-IICRD-06-PV	Modernization	-	-	-	-	-	-	-
Construction			130,000	-	-	-	-	130,000	130,000
Total Project Cost			\$130,000	-	-	-	-	\$130,000	\$130,000
Project Tasks	IIC 2019 - DES PLAINES RIVER TRAIL (FPDCC) 19-IICBP-02-BT	Expansion	-	-	-	-	-	-	-
Design Engineering			44,000	-	-	-	-	44,000	44,000
Total Project Cost			\$44,000	-	-	-	-	\$44,000	\$44,000
Project Tasks	IIC 2019 - HARVEY TRANSPORTATION CENTER O'HARE CARGO PILOT (HARVEY) 19-IICTR-04-TD	Expansion	-	-	-	-	-	-	-
Planning & Prelim. Engineering			100,000	-	-	-	-	100,000	100,000
Total Project Cost			\$100,000	-	-	-	-	\$100,000	\$100,000
Project Tasks	IIC 2019 - METRA HOMEWOOD STATION (HOMEWOOD) 19-IICTR-03-RR	Expansion	-	-	-	-	-	-	-
Construction			300,000	-	-	-	-	300,000	300,000
Total Project Cost			\$300,000	-	-	-	-	\$300,000	\$300,000
Project Tasks	IIC 2019 - MIDLOTHIAN TURNPIKE (CRESTWOOD) 19-IICBP-03-SW	Modernization	-	-	-	-	-	-	-
Construction			165,000	-	-	-	-	165,000	165,000
Total Project Cost			\$165,000	-	-	-	-	\$165,000	\$165,000
Project Tasks	IIC 2019 - PROVISO DRIVE (BERKELEY) 19-IICFR-00-PV	Preservation	-	-	-	-	-	-	-
Construction			275,000	-	-	-	-	275,000	275,000
Total Project Cost			\$275,000	-	-	-	-	\$275,000	\$275,000
Project Tasks	IIC 2019 - SAUK VILLAGE MULTI-USE PATH (SAUK VILLAGE)	Modernization	-	-	-	-	-	-	-
Planning & Prelim. Engineering			18,640	-	-	-	-	18,640	18,640
Total Project Cost			\$18,640	-	-	-	-	\$18,640	\$18,640
Project Tasks	IIC 2019 - SKOKIE VALLEY TRAIL (WILMETTE) 19-IICBP-10-BT	Expansion	-	-	-	-	-	-	-
Design Engineering			37,500	-	-	-	-	37,500	37,500
Total Project Cost			\$37,500	-	-	-	-	\$37,500	\$37,500
Project Tasks	IIC 2020 - 115TH STREET (MORGAN PARK METRA) 20-IICTR-00-RR	Modernization	-	-	-	-	-	-	-
Construction			500,000	-	-	-	-	500,000	500,000
Total Project Cost			\$500,000	-	-	-	-	\$500,000	\$500,000
Project Tasks	IIC 2020 - 154TH STREET (HARVEY) 20-IICBP-03-SW	Modernization	-	-	-	-	-	-	-
Construction			210,000	-	-	-	-	210,000	210,000
Total Project Cost			\$210,000	-	-	-	-	\$210,000	\$210,000
Project Tasks	IIC 2020 - 183RD STREET (COUNTRY CLUB HILLS) 20-IICRD-00-PV	Preservation	-	-	-	-	-	-	-
Construction			800,000	-	-	-	-	800,000	800,000
Total Project Cost			\$800,000	-	-	-	-	\$800,000	\$800,000
Project Tasks	IIC 2020 - 25TH AVENUE (MELROSE PARK) 20-IICRD-02-LA	Expansion	-	-	-	-	-	-	-
Right-of-Way			525,000	-	-	-	-	525,000	525,000
Total Project Cost			\$525,000	-	-	-	-	\$525,000	\$525,000
Project Tasks	IIC 2020 - ALGONQUIN ROAD (ROLLING MEADOWS) 20-IICRD-06-ES	Modernization	-	-	-	-	-	-	-
Planning & Prelim. Engineering			43,500	-	-	-	-	43,500	43,500
Total Project Cost			\$43,500	-	-	-	-	\$43,500	\$43,500
Project Tasks	IIC 2020 - FOREST/NORWOOD BOULEVARD (PARK FOREST) 20-IICRD-03-EG	Modernization	-	-	-	-	-	-	-
Design Engineering			120,000	-	-	-	-	120,000	120,000
Total Project Cost			\$120,000	-	-	-	-	\$120,000	\$120,000

COOK COUNTY DEPARTMENT OF TRANSPORTATION AND HIGHWAY FY2024-FY2028 NON-CAPITALIZABLE PROJECTS

Project Tasks	IIC 2020 - IL ROUTE 59 BIKE/PEDESTRIAN OVERPASS (STREAMWOOD) 20-IICBP-14-EG	Expansion	-	-	-	-	-	-	-
Design Engineering			42,500	-	-	-	-	42,500	42,500
Total Project Cost			\$42,500	-	-	-	-	\$42,500	\$42,500
Project Tasks	IIC 2020 - INDUSTRIAL SUBAREA ACTION PLAN (CALUMET PARK) 20-IICFR-01-ES	Modernization	-	-	-	-	-	-	-
Planning & Prelim. Engineering			66,666	33,334	-	-	-	100,000	100,000
Total Project Cost			\$66,666	\$33,334	-	-	-	\$100,000	\$100,000
Project Tasks	IIC 2020 - LAKE CALUMET RAIL EXTENSION (IIPD) 20-IICFR-04-ES	Expansion	-	-	-	-	-	-	-
Planning & Prelim. Engineering			15,000	92,500	-	-	-	107,500	107,500
Total Project Cost			\$15,000	\$92,500	-	-	-	\$107,500	\$107,500
Project Tasks	IIC 2020 - MAIN STREET (EVANSTON) 20-IICRD-01-PV	Preservation	-	-	-	-	-	-	-
Construction			250,000	-	-	-	-	250,000	250,000
Total Project Cost			\$250,000	-	-	-	-	\$250,000	\$250,000
Project Tasks	IIC 2020 - MICHIGAN CITY ROAD BIKE PATH (CALUMET CITY) 20-IICBP-01-EG	Expansion	-	-	-	-	-	-	-
Planning & Prelim. Engineering			-	90,000	-	-	-	90,000	90,000
Total Project Cost			-	\$90,000	-	-	-	\$90,000	\$90,000
Project Tasks	IIC 2020 - OAKTON STREET (MORTON GROVE) 20-IICBP-07-SW	Modernization	-	-	-	-	-	-	-
Construction			267,000	-	-	-	-	267,000	267,000
Total Project Cost			\$267,000	-	-	-	-	\$267,000	\$267,000
Project Tasks	IIC 2020 - OLD PLANK ROAD TRAIL EXTENSION (SAUK VILLAGE) 20-IICBP-12-ES	Expansion	-	-	-	-	-	-	-
Planning & Prelim. Engineering			200,000	-	-	-	-	200,000	200,000
Total Project Cost			\$200,000	-	-	-	-	\$200,000	\$200,000
Project Tasks	IIC 2020 - QUIET ZONES (DOLTON) 20-IICFR-03-ES	Modernization	-	-	-	-	-	-	-
Planning & Prelim. Engineering			33,750	-	-	-	-	33,750	33,750
Total Project Cost			\$33,750	-	-	-	-	\$33,750	\$33,750
Project Tasks	IIC 2020 - ROADWAY IMPROVEMENTS (RIVER GROVE) 20-IICRD-05-PV	Preservation	-	-	-	-	-	-	-
Construction			325,000	-	-	-	-	325,000	325,000
Total Project Cost			\$325,000	-	-	-	-	\$325,000	\$325,000
Project Tasks	IIC 2020 - TORRENCE AVENUE (BURNHAM) 20-IICBP-00-BT	Preservation	-	-	-	-	-	-	-
Construction			127,500	-	-	-	-	127,500	127,500
Total Project Cost			\$127,500	-	-	-	-	\$127,500	\$127,500
Project Tasks	IIC 2020 - VAN BUREN STREET (FOREST PARK) 20-IICBP-02-BT	Preservation	-	-	-	-	-	-	-
Construction			123,750	-	-	-	-	123,750	123,750
Total Project Cost			\$123,750	-	-	-	-	\$123,750	\$123,750
Project Tasks	IIC 2021 - 147TH STREET STATION (METRA) 21-IICTR-01-RR	Modernization	-	-	-	-	-	-	-
Construction			300,000	300,000	-	-	-	600,000	600,000
Total Project Cost			\$300,000	\$300,000	-	-	-	\$600,000	\$600,000
Project Tasks	IIC 2021 - 19TH AVENUE (MAYWOOD) 21-IICRD-08-EG	Modernization	-	-	-	-	-	-	-
Design Engineering			96,500	48,250	-	-	-	144,750	144,750
Total Project Cost			\$96,500	\$48,250	-	-	-	\$144,750	\$144,750
Project Tasks	IIC 2021 - AUSTIN BOULEVARD VIADUCT IMPROVEMENTS (CICERO) 21-IICRD-03-PV	Modernization	-	-	-	-	-	-	-
Construction			45,000	-	-	-	-	45,000	45,000
Total Project Cost			\$45,000	-	-	-	-	\$45,000	\$45,000
Project Tasks	IIC 2021 - BERWYN ACCESS TO TRANSIT STREETScape IMPROVEMENT (BERWYN) 21-IICRD-01-ES	Modernization	-	-	-	-	-	-	-
Planning & Prelim. Engineering			22,200	22,200	-	-	-	44,400	44,400
Total Project Cost			\$22,200	\$22,200	-	-	-	\$44,400	\$44,400
Project Tasks	IIC 2021 - CICERO AVENUE GRADE CROSSING (CICERO) 21-IICTR-00-EG	Modernization	-	-	-	-	-	-	-
Planning & Prelim. Engineering			100,388	100,388	-	-	-	200,776	200,776
Total Project Cost			\$100,388	\$100,388	-	-	-	\$200,776	\$200,776
Project Tasks	IIC 2021 - DEVON AVENUE (ITASCA) 21-IICRD-05-PV	Modernization	-	-	-	-	-	-	-
Construction			150,000	-	-	-	-	150,000	150,000
Total Project Cost			\$150,000	-	-	-	-	\$150,000	\$150,000
Project Tasks	IIC 2021 - HODGKINS INTERCHANGE (HODGKINS) 21-IICRD-04-ES	Expansion	-	-	-	-	-	-	-
Planning & Prelim. Engineering			30,000	-	-	-	-	30,000	30,000
Total Project Cost			\$30,000	-	-	-	-	\$30,000	\$30,000
Project Tasks	IIC 2021 - INDUSTRIAL PEDESTRIAN CONNECTOR (BERKELEY) 21-IICBP-01-EG	Modernization	-	-	-	-	-	-	-
Design Engineering			50,000	-	-	-	-	50,000	50,000
Total Project Cost			\$50,000	-	-	-	-	\$50,000	\$50,000
Project Tasks	IIC 2021 - JULIET ROAD (COUNTRYSIDE) 21-IICBP-03-EG	Expansion	-	-	-	-	-	-	-
Planning & Prelim. Engineering			55,000	55,000	-	-	-	110,000	110,000
Total Project Cost			\$55,000	\$55,000	-	-	-	\$110,000	\$110,000
Project Tasks	IIC 2021 - LAKE COOK ROAD (BUFFALO GROVE) 21-IICRD-02-EG	Modernization	-	-	-	-	-	-	-
Planning & Prelim. Engineering			125,000	125,000	-	-	-	250,000	250,000
Total Project Cost			\$125,000	\$125,000	-	-	-	\$250,000	\$250,000

COOK COUNTY DEPARTMENT OF TRANSPORTATION AND HIGHWAY FY2024-FY2028 NON-CAPITALIZABLE PROJECTS

Project Tasks	IIC 2021 - MEADOW LANE AND HARRY ROGOWSKI DRIVE (MERRIONETTE PARK) 21-ICRD-08-RS	Modernization	-	-	-	-	-	-	-
Construction			125,000	-	-	-	-	125,000	125,000
Total Project Cost			\$125,000	-	-	-	-	\$125,000	\$125,000
Project Tasks	IIC 2021 - MILWAUKEE AVENUE SIGNAL IMPROVEMENTS (GLENVIEW) 21-ICBP-06-TL	Modernization	-	-	-	-	-	-	-
Construction			142,000	-	-	-	-	142,000	142,000
Total Project Cost			\$142,000	-	-	-	-	\$142,000	\$142,000
Project Tasks	IIC 2021 - MONTROSE AVENUE (NORRIDGE) 21-ICRD-09-ES	Modernization	-	-	-	-	-	-	-
Planning & Prelim. Engineering			37,500	-	-	-	-	37,500	37,500
Total Project Cost			\$37,500	-	-	-	-	\$37,500	\$37,500
Project Tasks	IIC 2021 - NORTH AVENUE (MELROSE PARK) 21-ICRD-07-PV	Modernization	-	-	-	-	-	-	-
Construction			466,000	-	-	-	-	466,000	466,000
Total Project Cost			\$466,000	-	-	-	-	\$466,000	\$466,000
Project Tasks	IIC 2021 - NORTH BRANCH TRAIL CONNECTION (MILES) 21-ICBP-08-BT	Expansion	-	-	-	-	-	-	-
Construction			225,000	-	-	-	-	225,000	225,000
Total Project Cost			\$225,000	-	-	-	-	\$225,000	\$225,000
Project Tasks	IIC 2021 - PRATT AVENUE PEDESTRIAN BRIDGE (LINCOLNWOOD) 21-ICBP-07-EG	Modernization	-	-	-	-	-	-	-
Planning & Prelim. Engineering			70,000	-	-	-	-	70,000	70,000
Total Project Cost			\$70,000	-	-	-	-	\$70,000	\$70,000
Project Tasks	IIC 2021 - PULASKI ROAD 21-ICBP-02-SW (COUNTRY CLUB HILLS) 21-ICBP-02-SW	Expansion	-	-	-	-	-	-	-
Construction			372,000	-	-	-	-	372,000	372,000
Total Project Cost			\$372,000	-	-	-	-	\$372,000	\$372,000
Project Tasks	IIC 2021 - RAILROAD AVENUE (NORTHLAKE) 21-ICRD-10-LA	Modernization	-	-	-	-	-	-	-
Right-of-Way			70,000	-	-	-	-	70,000	70,000
Total Project Cost			\$70,000	-	-	-	-	\$70,000	\$70,000
Project Tasks	IIC 2021 - RIDGELAND AVENUE (PALOS HEIGHTS) 21-ICBP-11-SW	Expansion	-	-	-	-	-	-	-
Construction			30,000	-	-	-	-	30,000	30,000
Total Project Cost			\$30,000	-	-	-	-	\$30,000	\$30,000
Project Tasks	IIC 2021 - SAUK TRAIL AND TORRENCE AVENUE PED IMPROVEMENTS (SAUK VILLAGE) 21-ICBP-12-EG	Expansion	-	-	-	-	-	-	-
Planning & Prelim. Engineering			50,000	50,000	-	-	-	100,000	100,000
Total Project Cost			\$50,000	\$50,000	-	-	-	\$100,000	\$100,000
Project Tasks	IIC 2021 - SIDEWALK IMPROVEMENTS (OAK FOREST) 21-ICBP-09-LA	Modernization	-	-	-	-	-	-	-
Design Engineering			29,750	-	-	-	-	29,750	29,750
Total Project Cost			\$29,750	-	-	-	-	\$29,750	\$29,750
Project Tasks	IIC 2021 - ST CHARLES ROAD RESURFACING (BELLWOOD) 21-ICTR-03-ES	Modernization	-	-	-	-	-	-	-
Design Engineering			115,500	-	-	-	-	115,500	115,500
Total Project Cost			\$115,500	-	-	-	-	\$115,500	\$115,500
Project Tasks	IIC 2021 - THORNTON MOBILITY STUDY (THORNTON) 21-ICTR-03-ES	Modernization	-	-	-	-	-	-	-
Planning & Prelim. Engineering			66,666	33,334	-	-	-	100,000	100,000
Total Project Cost			\$66,666	\$33,334	-	-	-	\$100,000	\$100,000
Project Tasks	IIC 2021 - WORTH (WORTH) 21-ICBP-14-SW	Modernization	-	-	-	-	-	-	-
Construction			500,000	-	-	-	-	500,000	500,000
Total Project Cost			\$500,000	-	-	-	-	\$500,000	\$500,000
Project Tasks	IIC 2022 - 124TH STREET SIDEWALK IMPROVEMENTS (CALUMET PARK)	Modernization	-	-	-	-	-	-	-
Construction			343,208	-	-	-	-	343,208	343,208
Total Project Cost			\$343,208	-	-	-	-	\$343,208	\$343,208
Project Tasks	IIC 2022 - 154TH STREET IMPROVEMENTS (HARVEY)	Modernization	-	-	-	-	-	-	-
Planning & Prelim. Engineering			40,000	-	-	-	-	-	-
Design Engineering			40,000	40,000	-	-	-	-	-
Construction			-	120,000	160,000	-	-	400,000	400,000
Total Project Cost			\$80,000	\$160,000	\$160,000	-	-	\$400,000	\$400,000
Project Tasks	IIC 2022 - 26TH STREET MULTI-USE PATH (PARK FOREST)	Modernization	-	-	-	-	-	-	-
Planning & Prelim. Engineering			50,000	-	-	-	-	50,000	50,000
Total Project Cost			\$50,000	-	-	-	-	\$50,000	\$50,000
Project Tasks	IIC 2022 - 46TH STREET (FOREST VIEW)	Modernization	-	-	-	-	-	-	-
Design Engineering			40,600	-	-	-	-	40,600	40,600
Total Project Cost			\$40,600	-	-	-	-	\$40,600	\$40,600
Project Tasks	IIC 2022 - 73RD STREET SIDEWALK IMPROVEMENTS (BEDFORD PARK)	Expansion	-	-	-	-	-	-	-
Design Engineering			35,000	60,000	-	-	-	95,000	95,000
Total Project Cost			\$35,000	\$60,000	-	-	-	\$95,000	\$95,000
Project Tasks	IIC 2022 - 99TH STREET (EVERGREEN PARK)	Preservation	-	-	-	-	-	-	-
Design Engineering			50,000	-	-	-	-	50,000	50,000
Total Project Cost			\$50,000	-	-	-	-	\$50,000	\$50,000

COOK COUNTY DEPARTMENT OF TRANSPORTATION AND HIGHWAY FY2024-FY2028 NON-CAPITALIZABLE PROJECTS

Project Tasks	IIC 2022 - ADA RAMP ACCESSIBILITY IMPROVEMENTS (CHICAGO RIDGE)	Modernization	-	-	-	-	-	-	-	-
Construction			130,500	-	-	-	-	130,500	130,500	-
Total Project Cost			\$130,500	-	-	-	-	\$130,500	\$130,500	\$0
Project Tasks	IIC 2022 - CAL-SAG BIKE AND WALKING PATH EXTENSION (PALOS HILLS)	Expansion	-	-	-	-	-	-	-	-
Construction			583,601	-	-	-	-	583,601	583,601	-
Total Project Cost			\$583,601	-	-	-	-	\$583,601	\$583,601	\$0
Project Tasks	IIC 2022 - CAL-SAG MULTI-USE GREENWAY (ALSIP PARK DISTRICT)	Expansion	-	-	-	-	-	-	-	-
Design Engineering			28,000	-	-	-	-	28,000	28,000	-
Total Project Cost			\$28,000	-	-	-	-	\$28,000	\$28,000	\$0
Project Tasks	IIC 2022 - CAMP MCDONALD ROAD SIDEWALK (PROSPECT HEIGHTS)	Expansion	-	-	-	-	-	-	-	-
Design Engineering			125,899	-	-	-	-	125,899	125,899	-
Total Project Cost			\$125,899	-	-	-	-	\$125,899	\$125,899	\$0
Project Tasks	IIC 2022 - CENTENNIAL TRAIL / CANAL BANK ROAD SEPARATION (LEMONT)	Expansion	-	-	-	-	-	-	-	-
Planning & Prelim. Engineering			62,500	-	-	-	-	62,500	62,500	-
Total Project Cost			\$62,500	-	-	-	-	\$62,500	\$62,500	\$0
Project Tasks	IIC 2022 - CHURCH STREET (HANOVER PARK)	Expansion	-	-	-	-	-	-	-	-
Construction			200,000	-	-	-	-	200,000	200,000	-
Total Project Cost			\$200,000	-	-	-	-	\$200,000	\$200,000	\$0
Project Tasks	IIC 2022 - CROSSWALK AND ADA ACCESSIBILITY IMPROVEMENTS (POSEN)	Modernization	-	-	-	-	-	-	-	-
Construction			300,000	-	-	-	-	300,000	300,000	-
Total Project Cost			\$300,000	-	-	-	-	\$300,000	\$300,000	\$0
Project Tasks	IIC 2022 - EAST SIDE SIDEWALK PROGRAM (BERKLEY)	Modernization	-	-	-	-	-	-	-	-
Design Engineering			176,000	-	-	-	-	176,000	176,000	-
Total Project Cost			\$176,000	-	-	-	-	\$176,000	\$176,000	\$0
Project Tasks	IIC 2022 - GANNON DRIVE BICYCLE AND ROADWAY IMPROVEMENTS (HOFFMAN ESTATES)	Modernization	-	-	-	-	-	-	-	-
Planning & Prelim. Engineering			25,000	25,000	-	-	-	50,000	50,000	-
Total Project Cost			\$25,000	\$25,000	-	-	-	\$50,000	\$50,000	\$0
Project Tasks	IIC 2022 - HIRSCH STREET BRIDGE REPLACEMENT (NORTHLAKE)	Modernization	-	-	-	-	-	-	-	-
Construction			230,000	-	-	-	-	230,000	230,000	-
Total Project Cost			\$230,000	-	-	-	-	\$230,000	\$230,000	\$0
Project Tasks	IIC 2022 - INTERSECTION IMPROVEMENTS (GLENVIEW)	Modernization	-	-	-	-	-	-	-	-
Design Engineering			56,250	-	-	-	-	56,250	56,250	-
Total Project Cost			\$56,250	-	-	-	-	\$56,250	\$56,250	\$0
Project Tasks	IIC 2022 - MOVING LYNWOOD FORWARD	Expansion	-	-	-	-	-	-	-	-
Planning & Prelim. Engineering			100,000	-	-	-	-	100,000	100,000	-
Total Project Cost			\$100,000	-	-	-	-	\$100,000	\$100,000	\$0
Project Tasks	IIC 2022 - MULTI-USE PATH EXTENSION (TINLEY PARK)	Expansion	-	-	-	-	-	-	-	-
Construction			-	88,200	-	-	-	88,200	88,200	-
Total Project Cost			-	\$88,200	-	-	-	\$88,200	\$88,200	\$0
Project Tasks	IIC 2022 - OAKTON STREET BIKE PATH (ELK GROVE VILLAGE)	Modernization	-	-	-	-	-	-	-	-
Construction			62,500	-	-	-	-	62,500	62,500	-
Total Project Cost			\$62,500	-	-	-	-	\$62,500	\$62,500	\$0
Project Tasks	IIC 2022 - OAKTON STREET CORRIDOR IMPROVEMENTS (EVANSTON)	Preservation	-	-	-	-	-	-	-	-
Construction			500,000	-	-	-	-	500,000	500,000	-
Total Project Cost			\$500,000	-	-	-	-	\$500,000	\$500,000	\$0
Project Tasks	IIC 2022 - PALATINE ROAD (PALATINE)	Modernization	-	-	-	-	-	-	-	-
Right-of-Way			253,000	-	-	-	-	253,000	253,000	-
Total Project Cost			\$253,000	-	-	-	-	\$253,000	\$253,000	\$0
Project Tasks	IIC 2022 - PRAIRIE AVENUE IMPROVEMENTS (BARRINGTON)	Expansion	-	-	-	-	-	-	-	-
Construction			69,448	-	-	-	-	69,448	69,448	-
Total Project Cost			\$69,448	-	-	-	-	\$69,448	\$69,448	\$0
Project Tasks	IIC 2022 - PRAIRIE PATH LIGHTING AND SAFETY IMPROVEMENTS (MAYWOOD)	Expansion	-	-	-	-	-	-	-	-
Design Engineering			60,375	60,375	-	-	-	120,750	120,750	-
Total Project Cost			\$60,375	\$60,375	-	-	-	\$120,750	\$120,750	\$0
Project Tasks	IIC 2022 - PRESERVATION PATH IMPROVEMENTS (MATTESON)	Preservation	-	-	-	-	-	-	-	-
Construction			120,000	-	-	-	-	120,000	120,000	-
Total Project Cost			\$120,000	-	-	-	-	\$120,000	\$120,000	\$0
Project Tasks	IIC 2022 - ROADWAY AND ADA IMPROVEMENTS (HAZEL CREST)	Expansion	-	-	-	-	-	-	-	-
Construction			270,000	-	-	-	-	270,000	270,000	-
Total Project Cost			\$270,000	-	-	-	-	\$270,000	\$270,000	\$0
Project Tasks	IIC 2022 - ROGERS PARK STATION ENGINEERING (METRA)	Preservation	-	-	-	-	-	-	-	-
Design Engineering			200,000	200,000	-	-	-	400,000	400,000	-
Total Project Cost			\$200,000	\$200,000	-	-	-	\$400,000	\$400,000	\$0
Project Tasks	IIC 2022 - ROOSEVELT ROAD STREETScape (BROADVIEW)	Preservation	-	-	-	-	-	-	-	-
Planning & Prelim. Engineering			100,000	-	-	-	-	100,000	100,000	-
Total Project Cost			\$100,000	-	-	-	-	\$100,000	\$100,000	\$0

COOK COUNTY DEPARTMENT OF TRANSPORTATION AND HIGHWAY FY2024-FY2028 NON-CAPITALIZABLE PROJECTS

Project Tasks	IIC 2022 - SANDERS ROAD (NORTHFIELD TOWNSHIP)	Expansion	-	-	-	-	-	-	-	-
Construction			175,000	-	-	-	-	175,000	175,000	-
Total Project Cost			\$175,000	-	-	-	-	\$175,000	\$175,000	\$0
Project Tasks	IIC 2022 - SHERMER ROAD SIDEPATH (NORTHBROOK)	Preservation	-	-	-	-	-	-	-	-
Design Engineering			125,000	-	-	-	-	125,000	125,000	-
Total Project Cost			\$125,000	-	-	-	-	\$125,000	\$125,000	\$0
Project Tasks	IIC 2022 - US 30 LINCOLN HIGHWAY (FORD HEIGHTS)	Modernization	-	-	-	-	-	-	-	-
Design Engineering			225,000	-	-	-	-	225,000	225,000	-
Total Project Cost			\$225,000	-	-	-	-	\$225,000	\$225,000	\$0
Project Tasks	IIC 2022 - VARIOUS ROADS (THORNTON TOWNSHIP)	Preservation	-	-	-	-	-	-	-	-
Design Engineering			100,000	-	-	-	-	100,000	100,000	-
Total Project Cost			\$100,000	-	-	-	-	\$100,000	\$100,000	\$0
Project Tasks	IIC 2022 - WESTERN AVENUE PEDESTRIAN IMPROVEMENTS (BLUE ISLAND)	Preservation	-	-	-	-	-	-	-	-
Planning & Prelim. Engineering			200,000	133,492	-	-	-	333,492	333,492	-
Total Project Cost			\$200,000	\$133,492	-	-	-	\$333,492	\$333,492	\$0
Project Tasks	INVEST IN COOK PROGRAM, 2024-2028	Modernization	-	-	-	-	-	-	-	-
Planning & Prelim. Engineering			-	1,957,500	1,957,500	1,957,500	1,957,500	7,830,000	7,830,000	-
Design Engineering			-	1,703,900	1,703,900	1,703,900	1,703,900	6,815,600	6,815,600	-
Right-of-Way			-	353,920	353,920	353,920	353,920	1,415,680	1,415,680	-
Construction			-	4,484,680	4,484,680	4,484,680	4,484,680	17,938,720	17,938,720	-
Total Project Cost			-	\$8,500,000	\$8,500,000	\$8,500,000	\$8,500,000	\$34,000,000	\$34,000,000	\$0
Project Tasks	JOE ORR ROAD 15-B6737-03-RP	Expansion	-	-	-	-	-	-	-	-
Construction			-	-	17,761,882	6,627,061	-	24,388,942	-	24,388,942
Total Project Cost			-	-	\$17,761,882	\$6,627,061	-	\$24,388,942	\$0	\$24,388,942
Project Tasks	JOE ORR ROAD 15-B6737-03-RP	Expansion	-	-	-	-	-	-	-	-
Construction			-	2,000,000	-	-	-	2,000,000	2,000,000	-
Total Project Cost			-	\$2,000,000	-	-	-	\$2,000,000	\$2,000,000	\$0
Project Tasks	LAKE COOK ROAD 14-A5015-03-RP	Modernization	-	-	-	-	-	-	-	-
Construction			212,193	-	-	-	-	212,193	88,657	123,535
Total Project Cost			\$212,193	-	-	-	-	\$212,193	\$88,657	\$123,535
Project Tasks	METRA - 95TH STREET CHICAGO STATE UNIVERSITY STATION MODERNIZATION	Modernization	-	-	-	-	-	-	-	-
Construction			2,000,000	2,000,000	1,000,000	-	-	5,000,000	5,000,000	-
Total Project Cost			\$2,000,000	\$2,000,000	\$1,000,000	-	-	\$5,000,000	\$5,000,000	\$0
Project Tasks	MUNICIPAL MAINTENANCE PARTNERSHIP - CITY OF BERWYN	Preservation	-	-	-	-	-	-	-	-
Maintenance			100,000	-	-	-	-	100,000	100,000	-
Total Project Cost			\$100,000	-	-	-	-	\$100,000	\$100,000	\$0
Project Tasks	MUNICIPAL MAINTENANCE PARTNERSHIP - CITY OF PALOS HEIGHTS	Preservation	-	-	-	-	-	-	-	-
Construction			150,000	150,000	-	-	-	300,000	300,000	-
Total Project Cost			\$150,000	\$150,000	-	-	-	\$300,000	\$300,000	\$0
Project Tasks	MUNICIPAL MAINTENANCE PARTNERSHIP - VILLAGE OF ORLAND PARK	Preservation	-	-	-	-	-	-	-	-
Construction			200,000	100,000	-	-	-	300,000	300,000	-
Total Project Cost			\$200,000	\$100,000	-	-	-	\$300,000	\$300,000	\$0
Project Tasks	MUNICIPAL MAINTENANCE PARTNERSHIP - VILLAGE OF SCHAUMBURG	Preservation	-	-	-	-	-	-	-	-
Construction			100,000	200,000	-	-	-	300,000	300,000	-
Total Project Cost			\$100,000	\$200,000	-	-	-	\$300,000	\$300,000	\$0
Project Tasks	MUNICIPAL MAINTENANCE PARTNERSHIP - VILLAGE OF SKOKIE	Preservation	-	-	-	-	-	-	-	-
Construction			100,000	250,000	-	-	-	350,000	350,000	-
Total Project Cost			\$100,000	\$250,000	-	-	-	\$350,000	\$350,000	\$0
Project Tasks	MUNICIPAL MAINTENANCE PARTNERSHIP - VILLAGE OF STICKNEY	Modernization	-	-	-	-	-	-	-	-
Construction			550,000	-	-	-	-	550,000	550,000	-
Total Project Cost			\$550,000	-	-	-	-	\$550,000	\$550,000	\$0
Project Tasks	MUNICIPAL MAINTENANCE PARTNERSHIP - VILLAGE OF TINLEY PARK	Preservation	-	-	-	-	-	-	-	-
Construction			500,000	200,000	-	-	-	700,000	700,000	-
Total Project Cost			\$500,000	\$200,000	-	-	-	\$700,000	\$700,000	\$0
Project Tasks	MUNICIPAL PARTNERSHIP - CAREGIE STREET DRAINAGE	Modernization	-	-	-	-	-	-	-	-
Construction			25,000	25,000	-	-	-	50,000	50,000	-
Total Project Cost			\$25,000	\$25,000	-	-	-	\$50,000	\$50,000	\$0
Project Tasks	MUNICIPAL PARTNERSHIP - CRESTWOOD PAVEMENT REHAB 19-CSTWD-00-PV	Preservation	-	-	-	-	-	-	-	-
Construction			20,000	-	-	-	-	20,000	20,000	-
Total Project Cost			\$20,000	-	-	-	-	\$20,000	\$20,000	\$0
Project Tasks	MUNICIPAL PARTNERSHIP - GLEN OAK 20-W3643-00-SS	Modernization	-	-	-	-	-	-	-	-
Construction			75,000	-	-	-	-	75,000	75,000	-
Total Project Cost			\$75,000	-	-	-	-	\$75,000	\$75,000	\$0
Project Tasks	MUNICIPAL PARTNERSHIP - I-390 CORRIDOR ENHANCEMENTS 19-EOCOR-00-PV	Modernization	-	-	-	-	-	-	-	-
Construction			50,000	-	-	-	-	50,000	50,000	-
Total Project Cost			\$50,000	-	-	-	-	\$50,000	\$50,000	\$0

COOK COUNTY DEPARTMENT OF TRANSPORTATION AND HIGHWAY FY2024-FY2028 NON-CAPITALIZABLE PROJECTS

Project Tasks	MUNICIPAL PARTNERSHIP - INTERSECTION IMPROVEMENTS 21-C1227-00-PV	Modernization	-	-	-	-	-	-	-	-	-
Construction			80,000	-	-	-	-	-	80,000	80,000	-
Total Project Cost			\$80,000	-	-	-	-	-	\$80,000	\$80,000	\$0
Project Tasks	MUNICIPAL PARTNERSHIP - MAINTENANCE SIGNAGE	Modernization	-	-	-	-	-	-	-	-	-
Construction			7,633	-	-	-	-	-	7,633	7,633	-
Total Project Cost			\$7,633	-	-	-	-	-	\$7,633	\$7,633	\$0
Project Tasks	MUNICIPAL PARTNERSHIP - METRA	Modernization	-	-	-	-	-	-	-	-	-
Planning & Prelim. Engineering			45,000	-	-	-	-	-	45,000	45,000	-
Total Project Cost			\$45,000	-	-	-	-	-	\$45,000	\$45,000	\$0
Project Tasks	MUNICIPAL PARTNERSHIP - RIVER FOREST BIKE PATH 21-RFBIP-00-SP	Preservation	-	-	-	-	-	-	-	-	-
Construction			20,000	-	-	-	-	-	20,000	20,000	-
Total Project Cost			\$20,000	-	-	-	-	-	\$20,000	\$20,000	\$0
Project Tasks	MUNICIPAL PARTNERSHIP - VILLAGE OF PALATINE 20-SMIST-00-BT	Expansion	-	-	-	-	-	-	-	-	-
Construction			40,000	-	-	-	-	-	40,000	40,000	-
Total Project Cost			\$40,000	-	-	-	-	-	\$40,000	\$40,000	\$0
Project Tasks	MUNICIPAL PARTNERSHIP - WEBER DRIVE RECONSTRUCTION	Preservation	-	-	-	-	-	-	-	-	-
Design Engineering			25,000	-	-	-	-	-	25,000	25,000	-
Total Project Cost			\$25,000	-	-	-	-	-	\$25,000	\$25,000	\$0
Project Tasks	MUNICIPAL PARTNERSHIP - WILLOW ROAD 19-GLENV-00-ES	Modernization	-	-	-	-	-	-	-	-	-
Planning & Prelim. Engineering			90,000	-	-	-	-	-	90,000	90,000	-
Total Project Cost			\$90,000	-	-	-	-	-	\$90,000	\$90,000	\$0
Project Tasks	NORTHWEST COOK TRUCKING STUDY	Modernization	-	-	-	-	-	-	-	-	-
Planning & Prelim. Engineering			100,000	200,000	-	-	-	-	300,000	300,000	-
Total Project Cost			\$100,000	\$200,000	-	-	-	-	\$300,000	\$300,000	\$0
Project Tasks	OLD ORCHARD ROAD 14-A8327-09-RP	Expansion	-	-	-	-	-	-	-	-	-
Construction			7,166,194	7,637,394	-	-	-	-	14,803,588	-	14,803,588
Total Project Cost			\$7,166,194	\$7,637,394	-	-	-	-	\$14,803,588	\$0	\$14,803,588
Project Tasks	PARTNERSHIP - FOREST PRESERVES OF COOK COUNTY IMPROVEMENTS	Preservation	-	-	-	-	-	-	-	-	-
Planning & Prelim. Engineering			50,000	-	-	-	-	-	50,000	50,000	-
Design Engineering			1,250,000	130,000	-	-	-	-	1,380,000	1,380,000	-
Construction			3,800,000	2,585,000	-	-	-	-	6,385,000	6,385,000	-
Total Project Cost			\$5,100,000	\$2,715,000	-	-	-	-	\$7,815,000	\$7,815,000	\$0
Project Tasks	PAVEMENT CRACK SEALING 22-PPCRS-00-PV	Preservation	-	-	-	-	-	-	-	-	-
Construction			57,860	-	-	-	-	-	57,860	57,860	-
Total Project Cost			\$57,860	-	-	-	-	-	\$57,860	\$57,860	\$0
Project Tasks	PAVEMENT CRACK SEALING FUTURE YEARS	Preservation	-	-	-	-	-	-	-	-	-
Construction			750,000	750,000	750,000	750,000	750,000	3,750,000	3,750,000	-	-
Total Project Cost			\$750,000	\$750,000	\$750,000	\$750,000	\$750,000	\$3,750,000	\$3,750,000	\$0	\$0
Project Tasks	PAVEMENT MAINTENANCE NORTH 2021 23-8PVPN-00-GM	Preservation	-	-	-	-	-	-	-	-	-
Maintenance			600,000	-	-	-	-	-	600,000	600,000	-
Total Project Cost			\$600,000	-	-	-	-	-	\$600,000	\$600,000	\$0
Project Tasks	PAVEMENT MAINTENANCE NORTH 2023 23-PVMTN-00-PV	Preservation	-	-	-	-	-	-	-	-	-
Maintenance			1,448,741	5,794,965	-	-	-	-	7,243,706	7,243,706	-
Total Project Cost			\$1,448,741	\$5,794,965	-	-	-	-	\$7,243,706	\$7,243,706	\$0
Project Tasks	PAVEMENT MAINTENANCE SOUTH 2021 23-8PVPS-00-GM	Preservation	-	-	-	-	-	-	-	-	-
Maintenance			635,504	-	-	-	-	-	635,504	635,504	-
Total Project Cost			\$635,504	-	-	-	-	-	\$635,504	\$635,504	\$0
Project Tasks	RIVERSIDE DRIVE IMPROVEMENT 21-CALCI-00-PV	Modernization	-	-	-	-	-	-	-	-	-
Construction			591,133	-	-	-	-	-	591,133	591,133	-
Total Project Cost			\$591,133	-	-	-	-	-	\$591,133	\$591,133	\$0
Project Tasks	ROBERTS ROAD DRAINAGE IMPROVEMENTS	Preservation	-	-	-	-	-	-	-	-	-
Construction			-	500,000	-	-	-	-	500,000	500,000	-
Total Project Cost			-	\$500,000	-	-	-	-	\$500,000	\$500,000	\$0
Project Tasks	SAFE TRAVEL FOR ALL ROADMAP	Modernization	-	-	-	-	-	-	-	-	-
Planning & Prelim. Engineering			50,000	55,000	50,000	-	-	-	155,000	155,000	-
Total Project Cost			\$50,000	\$55,000	\$50,000	-	-	-	\$155,000	\$155,000	\$0
Project Tasks	SHOE FACTORY ROAD 06-A6202-01-EG	Modernization	-	-	-	-	-	-	-	-	-
Right-of-Way			200,000	-	-	-	-	-	200,000	200,000	-
Total Project Cost			\$200,000	-	-	-	-	-	\$200,000	\$200,000	\$0
Project Tasks	SHOE FACTORY ROAD 16-A6202-00-PV	Modernization	-	-	-	-	-	-	-	-	-
Construction			4,032,500	900,000	-	-	-	-	4,932,500	432,500	4,500,000
Total Project Cost			\$4,032,500	\$900,000	-	-	-	-	\$4,932,500	\$432,500	\$4,500,000
Project Tasks	SKOKIE VALLEY TRAIL 18-SVTEX-00-BT	Expansion	-	-	-	-	-	-	-	-	-
Right-of-Way			628,000	-	-	-	-	-	628,000	-	628,000
Construction			-	2,691,066	-	-	-	-	2,691,066	-	2,691,066
Total Project Cost			\$628,000	\$2,691,066	-	-	-	-	\$3,319,066	\$0	\$3,319,066

COOK COUNTY DEPARTMENT OF TRANSPORTATION AND HIGHWAY FY2024-FY2028 NON-CAPITALIZABLE PROJECTS

Project Tasks	TOUHY AVENUE 14-13018-01-EG	Expansion	-	-	-	-	-	-	-	-
Design Engineering			50,000	-	-	-	-	50,000	50,000	-
Total Project Cost			\$50,000	-	-	-	-	\$50,000	\$50,000	\$0
Project Tasks	TOUHY AVENUE 15-34117-01-RP	Expansion	-	-	-	-	-	-	-	-
Design Engineering			1,103,119	399,984	399,984	199,992	-	2,103,079	103,158	1,999,921
Construction			34,031,581	25,815,708	23,016,853	2,905,163	-	85,769,306	29,329,434	56,439,872
Total Project Cost			\$35,134,700	\$26,215,692	\$23,416,838	\$3,105,155	-	\$87,872,385	\$29,432,592	\$58,439,793
Project Tasks	TOWNSHIP EXPENDITURES	Modernization	-	-	-	-	-	-	-	-
Construction			3,869,704	328,500	328,500	328,500	328,500	5,183,704	-	5,183,704
Maintenance			3,043,581	321,500	321,500	321,500	321,500	4,329,581	-	4,329,581
Total Project Cost			\$6,913,285	\$650,000	\$650,000	\$650,000	\$650,000	\$9,513,285	\$0	\$9,513,285
Project Tasks	VARIOUS CONSTRUCTION MANAGEMENT SERVICES #2 20 -CMSVY-00-PV	Modernization	-	-	-	-	-	-	-	-
Construction			760,000	500,000	-	-	-	1,260,000	1,260,000	-
Total Project Cost			\$760,000	\$500,000	-	-	-	\$1,260,000	\$1,260,000	\$0
Project Tasks	VARIOUS CONSTRUCTION MANAGEMENT SERVICES #3 20 -CMSVY-01-PV	Modernization	-	-	-	-	-	-	-	-
Construction			900,000	500,000	-	-	-	1,400,000	1,400,000	-
Total Project Cost			\$900,000	\$500,000	-	-	-	\$1,400,000	\$1,400,000	\$0
Project Tasks	VARIOUS CONSTRUCTION MANAGEMENT SERVICES #4 23-CMSVY-02-PV	Modernization	-	-	-	-	-	-	-	-
Construction			500,000	1,000,000	1,000,000	-	-	2,500,000	2,500,000	-
Total Project Cost			\$500,000	\$1,000,000	\$1,000,000	-	-	\$2,500,000	\$2,500,000	\$0
Project Tasks	VARIOUS CONSTRUCTION MANAGEMENT SERVICES #5 23-CMSVY-03-PV	Modernization	-	-	-	-	-	-	-	-
Construction			500,000	1,000,000	1,000,000	-	-	2,500,000	2,500,000	-
Total Project Cost			\$500,000	\$1,000,000	\$1,000,000	-	-	\$2,500,000	\$2,500,000	\$0
Project Tasks	VARIOUS CONSTRUCTION MANAGEMENT SERVICES #6	Modernization	-	-	-	-	-	-	-	-
Construction			-	-	1,250,000	1,250,000	-	2,500,000	2,500,000	-
Total Project Cost			-	-	\$1,250,000	\$1,250,000	-	\$2,500,000	\$2,500,000	\$0
Project Tasks	VARIOUS CONSTRUCTION MANAGEMENT SERVICES #7	Modernization	-	-	-	-	-	-	-	-
Construction			-	-	1,250,000	1,250,000	-	2,500,000	2,500,000	-
Total Project Cost			-	-	\$1,250,000	\$1,250,000	-	\$2,500,000	\$2,500,000	\$0
Project Tasks	VARIOUS CONSTRUCTION MANAGEMENT SERVICES PPR #1 20-CMPNN-00-PV	Modernization	-	-	-	-	-	-	-	-
Construction			3,344,494	1,137,328	-	-	-	4,481,823	4,481,823	-
Total Project Cost			\$3,344,494	\$1,137,328	-	-	-	\$4,481,823	\$4,481,823	\$0
Project Tasks	VARIOUS CONSTRUCTION MANAGEMENT SERVICES PPR #2 20-CMPNS-00-PV	Modernization	-	-	-	-	-	-	-	-
Construction			867,199	614,339	-	-	-	1,481,538	1,453,678	27,860
Total Project Cost			\$867,199	\$614,339	-	-	-	\$1,481,538	\$1,453,678	\$27,860
Project Tasks	VARIOUS DESIGN ENG SERVICES #6 21-BDESX-00-EG	Modernization	-	-	-	-	-	-	-	-
Design Engineering			2,500,000	2,097,494	-	-	-	4,597,494	4,597,494	-
Total Project Cost			\$2,500,000	\$2,097,494	-	-	-	\$4,597,494	\$4,597,494	\$0
Project Tasks	VARIOUS DESIGN ENG SERVICES #7 21-BDESX-01-EG	Modernization	-	-	-	-	-	-	-	-
Design Engineering			2,000,000	500,000	-	-	-	2,500,000	2,500,000	-
Total Project Cost			\$2,000,000	\$500,000	-	-	-	\$2,500,000	\$2,500,000	\$0
Project Tasks	VARIOUS DESIGN ENG SERVICES #9 21-BDESX-03-EG	Modernization	-	-	-	-	-	-	-	-
Design Engineering			1,750,000	1,750,000	-	-	-	3,500,000	3,500,000	-
Total Project Cost			\$1,750,000	\$1,750,000	-	-	-	\$3,500,000	\$3,500,000	\$0
Project Tasks	VARIOUS DESIGN ENG SERVICES #10	Modernization	-	-	-	-	-	-	-	-
Design Engineering			-	-	750,000	1,000,000	750,000	2,500,000	2,500,000	-
Total Project Cost			-	-	\$750,000	\$1,000,000	\$750,000	\$2,500,000	\$2,500,000	\$0
Project Tasks	VARIOUS DESIGN ENG SERVICES #11	Modernization	-	-	-	-	-	-	-	-
Design Engineering			-	-	750,000	1,000,000	750,000	2,500,000	2,500,000	-
Total Project Cost			-	-	\$750,000	\$1,000,000	\$750,000	\$2,500,000	\$2,500,000	\$0
Project Tasks	VARIOUS DRAINAGE ENG SERVICES 19-6VDES-00-EG	Modernization	-	-	-	-	-	-	-	-
Design Engineering			200,000	125,000	75,000	-	-	400,000	400,000	-
Total Project Cost			\$200,000	\$125,000	\$75,000	-	-	\$400,000	\$400,000	\$0
Project Tasks	VARIOUS DRAINAGE ENG SERVICES 2026-2028	Modernization	-	-	-	-	-	-	-	-
Design Engineering			-	-	125,000	250,000	250,000	625,000	625,000	-
Total Project Cost			-	-	\$125,000	\$250,000	\$250,000	\$625,000	\$625,000	\$0
Project Tasks	VARIOUS GEOTECHNICAL ENG SERVICES 22-6SOIL-00-ES	Modernization	-	-	-	-	-	-	-	-
Design Engineering			250,000	250,000	-	-	-	500,000	500,000	-
Total Project Cost			\$250,000	\$250,000	-	-	-	\$500,000	\$500,000	\$0
Project Tasks	VARIOUS MATERIAL TESTING SERVICES (2024-2027)	Modernization	-	-	-	-	-	-	-	-
Construction			250,000	250,000	250,000	250,000	-	1,000,000	1,000,000	-
Total Project Cost			\$250,000	\$250,000	\$250,000	\$250,000	-	\$1,000,000	\$1,000,000	\$0
Project Tasks	VARIOUS PLANNING SERVICES #1 21-8PLAN-00-ES	Modernization	-	-	-	-	-	-	-	-
Planning & Prelim. Engineering			600,000	600,000	478,170	-	-	1,678,170	1,678,170	-
Total Project Cost			\$600,000	\$600,000	\$478,170	-	-	\$1,678,170	\$1,678,170	\$0

COOK COUNTY DEPARTMENT OF TRANSPORTATION AND HIGHWAY FY2024-FY2028 NON-CAPITALIZABLE PROJECTS

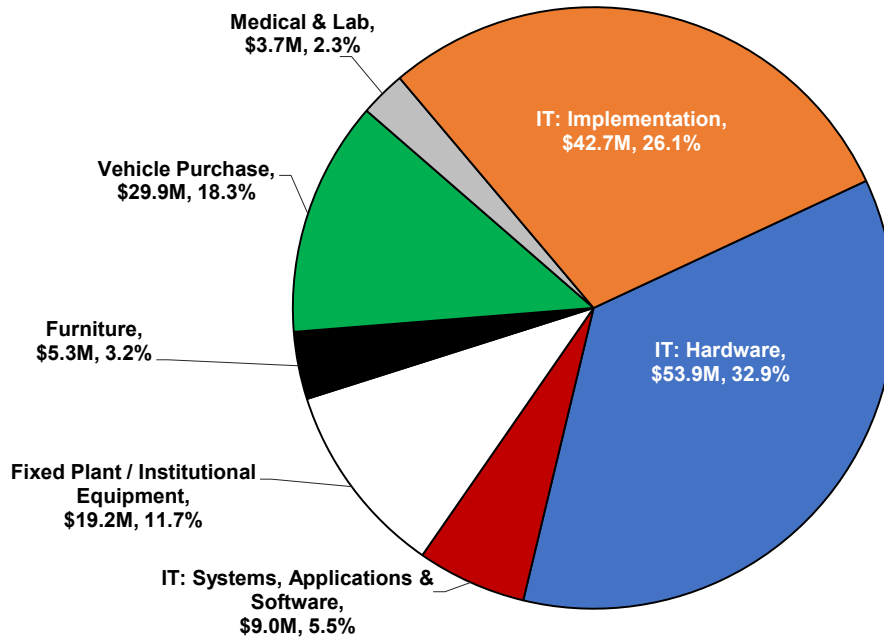
Project Tasks	VARIOUS PLANNING SERVICES 2026-2028	Modernization	-	-	-	-	-	-	-
Planning & Prelim. Engineering			-	-	1,000,000	1,000,000	1,000,000	3,000,000	3,000,000
Total Project Cost			-	-	\$1,000,000	\$1,000,000	\$1,000,000	\$3,000,000	\$3,000,000
Project Tasks	VARIOUS PRELIMINARY ENG SERVICES #1 18-8PESV-00-ES	Modernization	-	-	-	-	-	-	-
Planning & Prelim. Engineering			1,000,000	500,000	-	-	-	1,500,000	1,500,000
Total Project Cost			\$1,000,000	\$500,000	-	-	-	\$1,500,000	\$1,500,000
Project Tasks	VARIOUS PRELIMINARY ENG SERVICES #2 18-8PESV-01-ES	Modernization	-	-	-	-	-	-	-
Planning & Prelim. Engineering			1,000,000	900,000	-	-	-	1,900,000	1,900,000
Total Project Cost			\$1,000,000	\$900,000	-	-	-	\$1,900,000	\$1,900,000
Project Tasks	VARIOUS PRELIMINARY ENG SERVICES #3 18-8PESV-02-ES	Modernization	-	-	-	-	-	-	-
Planning & Prelim. Engineering			1,000,000	650,000	-	-	-	1,650,000	1,650,000
Total Project Cost			\$1,000,000	\$650,000	-	-	-	\$1,650,000	\$1,650,000
Project Tasks	VARIOUS PRELIMINARY ENG SERVICES (2026-2028)	Modernization	-	-	-	-	-	-	-
Planning & Prelim. Engineering			-	-	1,500,000	1,500,000	1,500,000	4,500,000	4,500,000
Total Project Cost			-	-	\$1,500,000	\$1,500,000	\$1,500,000	\$4,500,000	\$4,500,000
Project Tasks	VARIOUS STRUCTURES MANAGEMENT FOR PHASE II PROJECTS	Preservation	-	-	-	-	-	-	-
Design Engineering			666,666	666,667	666,667	-	-	2,000,000	2,000,000
Total Project Cost			\$666,666	\$666,667	\$666,667	-	-	\$2,000,000	\$2,000,000
Project Tasks	VARIOUS TRAFFIC ENG SERVICES #1 19-TCIDS-00-ES	Modernization	-	-	-	-	-	-	-
Planning & Prelim. Engineering			600,000	300,000	-	-	-	900,000	900,000
Total Project Cost			\$600,000	\$300,000	-	-	-	\$900,000	\$900,000
Project Tasks	VARIOUS TRAFFIC ENG SERVICES #2 (FUTURE YRS)	Modernization	-	-	-	-	-	-	-
Planning & Prelim. Engineering			-	300,000	500,000	500,000	500,000	1,800,000	1,800,000
Total Project Cost			-	\$300,000	\$500,000	\$500,000	\$500,000	\$1,800,000	\$1,800,000
Project Tasks	VARIOUS TRAFFIC SIGNAL SYSTEMS AND ELECTRICAL DESIGN SERVICES (TSSEDS) 20-8TSDS-00-ES	Modernization	-	-	-	-	-	-	-
Design Engineering			475,000	350,000	350,000	175,000	-	1,350,000	1,350,000
Total Project Cost			\$475,000	\$350,000	\$350,000	\$175,000	-	\$1,350,000	\$1,350,000
Project Tasks	VARIOUS TRAFFIC SIGNAL SYSTEMS AND ELECTRICAL DESIGN SERVICES (TSSEDS) (FUTURE YRS)	Modernization	-	-	-	-	-	-	-
Design Engineering			-	-	-	375,000	500,000	875,000	875,000
Total Project Cost			-	-	-	\$375,000	\$500,000	\$875,000	\$875,000
Total - Projects			\$225,271,754	\$172,866,303	\$132,630,481	\$71,610,427	\$44,591,200	\$646,870,166	\$430,377,991
			FY2024	FY2025	FY2026	FY2027	FY2028	Est. Total Cost	County Funding
			379,576,854	351,111,294	275,756,411	177,901,261	101,338,450	1,285,684,269	1,032,105,051
									253,579,218



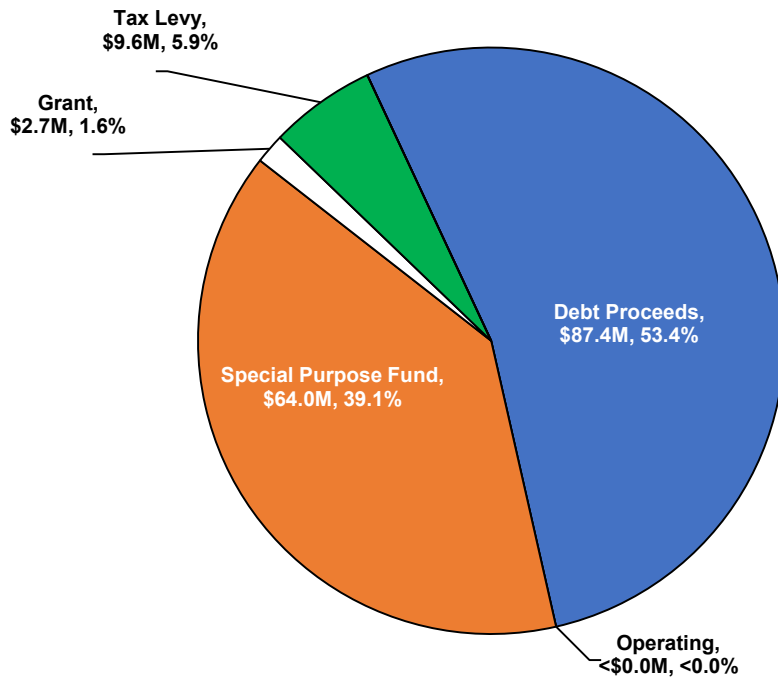
CAPITAL EQUIPMENT OVERVIEW

Cook County's capital equipment acquisition strategy is a two-pronged approach designed to improve customer service and foster taxpayer savings. These goals are achieved by updating aging technologies, replacing existing infrastructure, refreshing outdated computer systems, purchasing vehicles and making cost-conscious purchases on various equipment. This includes technology hardware and software, furniture and institutional equipment. The County's Capital Equipment Program (CEP) provides for long-term investments in major countywide systems and ensures the essential tools for day-to-day operations are available and operational.

**FY2024 Adopted Capital Equipment
\$163.7million**



**FY2024 Capital Equipment Funding Sources
\$163.7 million**



RECOMMENDATION SUMMARY

The Cook County annual capital budget process starts with departmental submissions of capital equipment requests. The initial capital equipment requests submitted by departments totaled \$295.8 million for FY2024. Following the completion of a County capital equipment review process designed to judiciously determine priorities and projects, the capital equipment recommendation for funding was reduced from \$295.8 million to \$163.7 million. Of the adopted FY2024 capital equipment budget, a total of \$105.6 million, or 64.5%, is devoted to Information Technology with the remaining \$58.1 million, or 35.5%, composed of vehicle purchases, fixed plant assets, institutional equipment, furniture and medical lab equipment.

REVIEW PROCESS

Each year, as part of the annual budget process, Cook County departments provide the Department of Budget and Management Services (DBMS) with cost estimates, project details, operating budget impact specifics and explanations of how capital equipment investments have the potential to improve services/yield value to taxpayers. To improve oversight and reduce waste, capital equipment requests undergo an extensive review process. This ensures the recommended projects are indeed necessary, produce operational savings or improve services to County residents and employees. DBMS reviews requests in partnership with the Bureau of Technology (BOT), Chief Administrative Officer, Department of Real Estate Management and Department of Capital Planning and Policy to prioritize limited resources and ensure compatibility with the County's long-term strategic plan and vision.

All County Departments are required to submit an annual capital equipment inventory which includes a replacement cycle for all IT and non-IT assets under their control. Departments are also required to provide a business case to justify their FY2024 capital equipment needs and a review of alternative financing for acquiring the item. An additional analysis is performed by the County's Vehicle Steering Committee (VSC) for vehicle requests to determine if vehicles are being utilized as intended by the County's fleet vehicle policy and to ensure additional or replacement vehicles are required due to safety reasons or useful life parameters. The departments requesting furniture for FY2024 were required to submit a space request form to the Space Allocation Committee to evaluate departmental needs as well as conduct site visits and interviews to confirm certain criteria were met. In consultation with the capital committees and the Office of the Chief Financial Officer, project requests are ranked based on priorities of the County, feasibility of completion and overall departmental needs. This review process enhances the ability of the County to provide a long-term funding plan for capital equipment in FY2024 and future years.

The recommendation of \$163.7 million in FY2024 resulted from this collaborative and transparent review process. Review committees identified investments that:

- Support County strategic priorities such as: centralized vehicle management, reuse of equipment in good condition and standardizing County computer hardware and software;
- Have a useful life of at least five years;
- Secure operational savings and process efficiencies to support Departments' core functions;
- Achieve strategic savings through Countywide contracts when possible; and
- Have a viable implementation plan.

OVERALL CAPITAL EQUIPMENT STRATEGY

As part of President Preckwinkle's comprehensive plan for Cook County, capital equipment recommendations have historically been driven by four key goals: fiscal responsibility, innovative leadership, transparency and accountability, and improved services. Additionally, capital equipment appropriations are guided by the County's Policy Roadmap goals of Open Communities and Connected Communities; focusing on investments that improve data integration and analysis, promote transparency and innovative IT solutions. Investments in capital equipment support these goals while providing departments and employees with the tools they need to better serve all residents.

FISCAL RESPONSIBILITY

- Modernization of the County's software applications to phase out legacy applications that reside on mainframes or mid-range systems.
- Continuation and expansion of a hybrid-cloud approach to computer and storage.
- Countywide IVR (Interactive Voice Response) Migration will retire the County's legacy system.

INNOVATIVE LEADERSHIP

- Establishing a Countywide disaster recovery and business continuity plan to protect Cook County systems and data.
- Continued investment in Countywide cybersecurity detection and response infrastructure.

TRANSPARENCY & ACCOUNTABILITY

- Increased investment in network infrastructure to enhance and expand Countywide capabilities.
- New case and document management systems will eliminate manual data entry, enhance reporting abilities and improve data analysis for numerous departments.
- Property Imaging, Multi-Aerial Imaging, and LiDAR imaging will assist the County in regional planning, environmental monitoring, property assessment and disaster preparedness.

IMPROVED SERVICES

- Expansion of Digital Access Terminals (DAT) located across County Courthouses for resident access to public court documents.
- Continued commitment to Public Health by investing in new and advanced medical equipment for CCH's hospitals and clinics.
- Replacement of heavy equipment and machinery for DOTH's work on countywide roadway construction and maintenance projects.

INVESTMENTS IN TECHNOLOGY

The County's continued investment in technology has allowed for upgrades to critical IT infrastructure, software and systems that support key human resource, public safety, public health, finance and tax-related functions. Partnered with those investments, the County is also able to modernize countywide infrastructure and improve system security.

BOT and DBMS met with Departments with major information technology (IT) requests to review computer, software, case management system and other IT infrastructure needs. In addition to specifically evaluating FY2024 requests, BOT and DBMS reviewers and user departments discussed spending-to-date on approved FY2022-2023 IT equipment. The initial IT requests went through the capital review process that determined which requests would best meet the County's most critical IT needs and provide the highest return on investment, resulting in the recommendation of a \$105.6 million, or 64.5%, appropriation out of the \$163.7 million of the total capital equipment recommendation for FY2024.

FY2024 Major IT capital equipment projects include:

- Disaster Recovery and Business Continuity (\$9.7 million)
- Integrated Property Tax System (IPTS) (\$7.4 million)
- Network and Computer Refresh (\$5.6 million)
- Animal Control Case Management Application (\$2.6 million)
- Project New Frontier (\$4.3 million)
- County-Wide IVR Migration (\$3.0 million)

The IPTS is a collaborative effort for the County's property tax agencies. IPTS creates an improved central database of the County's 1.8 million real property parcels and all the related data behind each parcel from each of the agencies engaged in the County's property tax system. It will also provide more streamlined ways of processing property services as information travels between agencies.

Major hosting and disaster recovery RFPs have been issued and are currently under review. They will lead to major future projects. Disaster recovery is the ability to recover from a situation that negatively impacts operations. The goal is to be able to regain use of critical systems and IT infrastructure as soon as possible if a disaster occurs. Hosting refers to the IT infrastructure that can store and/or run data and software.

Effective and efficient budget and financial planning, forecasting and reporting is critical for County's sound financial practices. The Department of Budget and Management Services, in collaboration with the Bureau of Technology, launched a new project to modernize its budget efforts. Cook County will invest in a new holistic system which facilitates the planning and managing of the County's finances and reporting.

Upon the full implementation of the IT systems and applications mentioned above, the County will be able to fundamentally transform the way it operates while providing more innovative and transparent services to its residents.

VEHICLE POLICY IMPLEMENTATION

To reduce costs and improve efficiencies, the countywide fleet continues to undergo a comprehensive fleet assessment. In coordination with the VSC, vehicle requests are based on criteria such as: vehicle utilization, odometer readings and fleet age. All FY2024 vehicle requests were reviewed against these criteria to ensure the County's established requirements for new or replacement vehicles were met. The vehicle request and acquisition process was improved by providing a standardized vehicle list menu to all departments for passenger and light duty vehicles. For FY2024, vehicle requests were appropriated by the capital committee in the amount of \$29.9 million.

The Bureau of Administration's Fleet Management office is responsible for managing, coordinating and replacing all passenger and light duty vehicles for the Offices under the President. All departments under the Offices of the President coordinate with the Bureau of Administration for future vehicle requests and all non-routine repairs. User departments will continue to coordinate their own routine preventative maintenance, such as oil changes, tires, brakes, belts, spark plugs, filters and lights. Elected Offices, along with their Fleet Managers, are responsible for managing, coordinating and replacing their department vehicles.

Per the Cook County Vehicle Ordinance, the VSC annually reviews all take-home vehicle assignments, not including Law Enforcement or Specialty Vehicles. The County will continue to move into a cost-efficient replacement cycle for passenger vehicles by establishing a replacement plan for all passenger vehicles.

The Countywide Fleet Management System was implemented in FY2022 and gives using departments a better understanding of their fleet operations. By having a comprehensive fleet system, it will improve operational costs and increase efficiency. The fleet management system will produce fleet reports to help departments understand their fleet and make the necessary adjustments. In addition, the fleet management system, which is managed and administered by the Sheriff's Fleet Management Office, will track all maintenance and repairs throughout the life cycle of the vehicle.

CAPITAL EQUIPMENT FUNDING

The primary source of capital equipment funding is debt proceeds. Debt will fund \$87.4 million, or 53.4%, of the \$163.7 million in capital equipment adopted in this budget. The debt funded capital includes several major IT projects, discussed in the Investments in Technology section, that are expected to transform the way the County operates. The remaining \$76.3 million, or 46.6%, is funded on a "Pay-As-You-Go" basis by using tax levy, operating funds, grant funds and special purpose funds (SPF), to reduce the reliance on debt proceeds.

Grant funds are also used to offset capital needs in the amount of \$2.7 million, or 1.6%, in FY2024. These will be used to fund IT, vehicle and discrete equipment projects for the Department of Emergency Management and Regional Security, Cook County Sheriff, Department of Environment and Sustainability, Clerk of the Circuit Court and Chief Judge.

Special Purpose Funds (SPF) make up \$64.0 million, or 39.1%, of the total budgeted capital equipment projects. In FY2024, the County will use the Infrastructure and Equipment Fund to budget all CEP projects with a useful life of five-years or less to reduce the long-term debt outlook of the County. The County will also fund state-mandated equipment for law enforcement

with the Infrastructure and Equipment Fund. The Fund makes up \$379 million of the total budgeted capital equipment projects. Some of the largest projects funded with SPFs are the improvements for Network and Computer Equipment (\$5.6 million), a new County-wide budgeting system (\$4.3 million), and (\$3.3 million) for the Department of Environment and Sustainability for EV charging stations. By utilizing SPF, the County avoids funding these projects with long-term debt.

OPERATING BUDGET IMPACT

Funding CEPs with debt, special purpose funds and grant funds allows Cook County not only to fund vital projects but reduce the impact on a department's fiscal operating budget. Financing projects with debt instead of operating funds allows County agencies to use operating dollars to fund core functions for corporate, public safety and health services.

The decision to fund various capital equipment projects often provides some additional savings to the operating budgets of County offices. The continued investment in cloud-based software applications allows the County to continue to migrate computing and data operations off on-premise mainframes leading to lower operating and maintenance expenses. This move toward cloud computing also helps reduce energy costs associated with on-premise mainframe operations.

The implementation of new vehicle management software will allow the Offices Under the President and other user agencies to better manage routine maintenance projects on vehicles to prevent the need for costly major repairs. Also, the continued replacement of aging or end of life County fleet vehicles helps reduce fuel consumption as Departments procure newer, more fuel efficient or hybrid vehicles.

Finally, the replacement of outdated, end of life fixed-plant and institutional equipment will provide savings to departments in the form of reduced maintenance and repair costs within their operating budgets. The purchase of newer, modern equipment will not only save on maintenance costs, but reduce employee down time.

FY2024 CAPITAL PROJECTS BY BUREAU

Debt Proceeds

	Project Title	Project Type	Request	
1021-Office of the Chief Financial Officer	CFO FY24 IT Reserve	IT and Telecommunications	2,400,000	
	CFO IT Reserve	IT and Telecommunications	600,000	
	Labor Negotiation Forecasting Tool	IT and Telecommunications	200,000	
	CFO Vehicle Equipment Reserve	Vehicle Purchase	11,410,000	
Total Project Request - Debt Proceeds for 1076-Chief Financial Officer			\$14,610,000	
1009-Enterprise Technology	ESB/CW Data Integration	IT and Telecommunications	750,000	
	GIS IPTS	IT and Telecommunications	7,401,227	
	218 Enterprise Identity Access Mgmt.	IT and Telecommunications	2,500,000	
	043 1009_Citation Management	IT and Telecommunications	500,000	
	149 Disaster Recovery, Business Continuity & IT Infrastructure Consolidation	IT and Telecommunications	9,725,000	
	218 FY20 Software Bucket	IT and Telecommunications	169,773	
	088 ERP Integration Enhancements	IT and Telecommunications	800,000	
	089 IVV for IPTS	IT and Telecommunications	450,000	
	078 1009-New Project-Dual Power Remediation	IT and Telecommunications	1,621,000	
	079 1009-New Project-SAN Expansion	IT and Telecommunications	626,515	
	080 1009-New Project-DMZ Data Protection	IT and Telecommunications	633,940	
	081 1009-New Project-Data Protection Consolidation	IT and Telecommunications	893,563	
	112 1009-New Project-EBS Financials for CCC	IT and Telecommunications	590,000	
	168 File Storage Consolidation	IT and Telecommunications	450,000	
	193 ITSM Tool Upgrade	IT and Telecommunications	265,000	
	Oak Forest Data Center Move	IT and Telecommunications	800,000	
	Countywide IVR Mitigation	IT and Telecommunications	3,011,967	
	Enterprise Document/Content Management	IT and Telecommunications	100,000	
	Enterprise Data Warehouse	IT and Telecommunications	500,000	
Total Project Request - Debt Proceeds for 1105-Chief Information Officer			\$31,787,985	
1011-Office of Chief Administrative Officer	Inkjet Envelope Printer	Fixed Plant or Institutional Equipment	57,500	
	1259-Medical Examiner	Medical and Lab Equipment	39,500	
1259-Medical Examiner	265 ME Computer Equipment	IT and Telecommunications	50,000	
	131 Forklift - MEO Cooler	Fixed Plant or Institutional Equipment	130,000	
	002 Histology Cassette Printer	Medical and Lab Equipment	45,000	
	004 Autopsy Carts	Medical and Lab Equipment	12,500	
	1161-Department of Environment and Sustainability	112 Air Monitoring Containers	Medical and Lab Equipment	60,000
		033 OnBase Enhancements	IT and Telecommunications	149,999
Zero Air Generators		Medical and Lab Equipment	10,000	
T500U NOx Monitor		Medical and Lab Equipment	30,000	
Air Monitoring Shelters (DES)		Medical and Lab Equipment	231,780	
SO2 Monitor		Medical and Lab Equipment	13,000	
Ozone Monitors		Medical and Lab Equipment	32,000	
PM 2.5 Monitors (T640s)		Medical and Lab Equipment	180,000	
OnBase Enhancements - Air Division/Asbestos	IT and Telecommunications	149,999		
1500-Department of Transportation and Highway	037 FY 2021 Road Service Trucks	Vehicle Purchase	32,919	
	038 FY 2021 Tractor Mowers with Boom Attachment	Fixed Plant or Institutional Equipment	108,068	

FY2024 CAPITAL PROJECTS BY BUREAU

	039 FY 2021 Forestry Tree Truck	Vehicle Purchase	9,706
	042 FY 2021 Tractor Field Mowers with Attachments	Fixed Plant or Institutional Equipment	13,164
	043 FY 2021 Pavement Rollers	Fixed Plant or Institutional Equipment	300,000
	044 FY 2021 Asphalt Spreaders	Fixed Plant or Institutional Equipment	250,000
	053 FY 2022 5 Ton Crew Cab Dump Truck	Vehicle Purchase	400,000
	066 FY 2022 Sport Utility Vehicles	Vehicle Purchase	130,046
	142 FY 2022 Snow Fighters	Vehicle Purchase	1,800,000
	166 FY 2022 Low Boy Tractor Truck with 20 Ton Dump Trailer	Fixed Plant or Institutional Equipment	900,000
	167 FY 2022 Gradall Trencher	Fixed Plant or Institutional Equipment	950,000
	101 FY23 Crack Fill Machine	Fixed Plant or Institutional Equipment	150,000
	102 FY23 Asphalt Recyclers	Fixed Plant or Institutional Equipment	280,000
	106 FY23 Wood Chippers	Fixed Plant or Institutional Equipment	300,000
	107 FY23 Weed Spray Apparatus	Fixed Plant or Institutional Equipment	300,000
	108 FY23 Asphalt Spreader	Fixed Plant or Institutional Equipment	250,000
	109 FY23 24 Inch Asphalt Planner	Fixed Plant or Institutional Equipment	200,000
	110 FY23 Skid Steers W/Trailer	Fixed Plant or Institutional Equipment	500,000
	Stake Bed Delivery Trucks	Vehicle Purchase	300,000
	Snow Fighters	Vehicle Purchase	1,425,000
	Crew Cab Dump Trucks	Vehicle Purchase	300,000
	Vactor Storm Drain cleaner	Vehicle Purchase	650,000
	Tractor Mowers with Attachments	Fixed Plant or Institutional Equipment	960,000
	Crash Attenuator TMA's	Fixed Plant or Institutional Equipment	320,000
	Arrow Boards	Fixed Plant or Institutional Equipment	200,000
	FY24 Maintenance Furniture - Task Chairs	Furniture Not Under CIP	20,222
	FY24 Maintenance Furniture - Side Chairs	Furniture Not Under CIP	22,986
	1500 - FY24 IT/AV Equipment Modernization	IT and Telecommunications	45,000
1265-Cook County Department of Emergency Management & Regional Security	096 Diesel Fuel Truck	Vehicle Purchase	135,000
	095 Pumps	Fixed Plant or Institutional Equipment	128,000
	Emergency Generators	Fixed Plant or Institutional Equipment	264,980
Total Project Request - Debt Proceeds for 1115-Chief Administrative Officer			\$12,836,369
1032-Department of Human Resources	099 Performance Management Application	IT and Telecommunications	450,000
Total Project Request - Debt Proceeds for 1135-Chief of Human Resources			\$450,000
1200-Department of Facilities Management	Courthouse Hot Water Heater Replacements	Fixed Plant or Institutional Equipment	24,000
	1200 - FY24 Radio Replacement	Fixed Plant or Institutional Equipment	192,301
	Div. 11 Sewer Grinder Replacement	Fixed Plant or Institutional Equipment	29,929
	DOC Sanitary Ejector System Replacement	Fixed Plant or Institutional Equipment	113,846
	Div IX. Storm Ejector System Replacement	Fixed Plant or Institutional Equipment	22,915
	Ejector Pump System Replacement	Fixed Plant or Institutional Equipment	87,000
	DOC Storm Pump System Replacement	Fixed Plant or Institutional Equipment	76,000
	Cushman Cart Replacement	Fixed Plant or Institutional Equipment	42,000
	Forced Air Electric Heaters	Fixed Plant or Institutional Equipment	58,000
	Overhead Crane System	Fixed Plant or Institutional Equipment	40,000

FY2024 CAPITAL PROJECTS BY BUREAU

	Utility Cart - Hawthorne Warehouse	Fixed Plant or Institutional Equipment	10,000
	Skid Steers	Fixed Plant or Institutional Equipment	56,100
	Ejector Pumps Replacement - County Building	Fixed Plant or Institutional Equipment	97,000
	Portable Air Conditioners	Fixed Plant or Institutional Equipment	27,000
1031-Office of Asset Management	081 Asset Management System	IT and Telecommunications	2,547,000
	143 County Building ADA Modernization Audio Visual Equipment	IT and Telecommunications	2,625,000
	148 County Building ADA Modernization Furniture	Furniture Not Under CIP	1,920,000
	214 CCSAO Rockwell Intake High Density Mobile Shelving and Workstations	Furniture Not Under CIP	60,640
	028 SAO Bridgeview Courthouse Furniture	Furniture Not Under CIP	200,000
	029 SAO Rolling Meadows Courthouse Furniture	Furniture Not Under CIP	200,000
	031 SAO Maywood Reception Furniture	Furniture Not Under CIP	25,000
	032 SAO Skokie Courthouse Furniture	Furniture Not Under CIP	200,000
	213 PD FY23 26th Street Courthouse Renovation, 7th floor	Furniture Not Under CIP	25,000
	216 PD FY23 Rockwell Warehouse Office Space Buildout	Furniture Not Under CIP	10,000
	FY23 PD Maywood Furniture	Furniture Not Under CIP	100,000
	Harrison Square Reconfiguration - Furniture	Furniture Not Under CIP	485,000
	Harrison Square Reconfiguration - AV	IT and Telecommunications	44,000
	Provident Stabilization Center - Furniture	Furniture Not Under CIP	35,000
	Provident Stabilization Center - AV	IT and Telecommunications	12,000
	Maywood OCJ Social Services Renovation Furniture	Furniture Not Under CIP	230,000
	Marriage Court Renovation Furniture	Furniture Not Under CIP	45,000
	034 SAO Reception and Library Space Remodel - 3rd and 5th Floor Daley	Furniture Not Under CIP	50,000
	Rockwell Renovation of Electronic Monitoring Office Furniture	Furniture Not Under CIP	375,000
	Professional Building 9th Fl. Renovation Furniture	Furniture Not Under CIP	117,685
	Office Furniture and Carpet Upgrade Installation	Furniture Not Under CIP	56,277
Total Project Request - Debt Proceeds for 1140-Chief of Asset Management			\$10,238,693
1070-County Auditor	1070 - Conference Room Communications	IT and Telecommunications	10,362
Total Project Request - Debt Proceeds for 1155-County Auditor			\$10,362
1260-Public Defender	1260 - FY24 Furniture Request - 69W	Furniture Not Under CIP	100,000
	1260 - FY24 Furniture Request - Markham	Furniture Not Under CIP	60,000
Total Project Request - Debt Proceeds for 1126-Public Defender			\$160,000
1080-Office of Independent Inspector General	1080 - Case Management System Upgrade	IT and Telecommunications	125,810
Total Project Request - Debt Proceeds for 1327-Inspector General			\$125,810
1110-County Clerk	090 Tax Services	IT and Telecommunications	397,517
Total Project Request - Debt Proceeds for 1352-County Clerk			\$397,517
1214-Sheriff's Administration And Human Resources	035 1214-High Miles Vehicle Replacement	Vehicle Purchase	1,302,361
	Vehicle Lift Equipment	Fixed Plant or Institutional Equipment	74,000
	Radio Tower Equipment - FY23	Fixed Plant or Institutional Equipment	2,300,000
	Tower Equipment - Sheriff	Fixed Plant or Institutional Equipment	1,207,274
1217-Sheriff's Information Technology	Virtual Training	IT and Telecommunications	300,000
	RTU/RTC Video Surveillance Camera Replacement	IT and Telecommunications	269,410
1239-Department of Corrections	Floor Scrubbers	Fixed Plant or Institutional Equipment	47,500
	Smith Detection Body Scanners	Fixed Plant or Institutional Equipment	600,000
	Laundry Equipment	Fixed Plant or Institutional Equipment	50,000

FY2024 CAPITAL PROJECTS BY BUREAU

	Riding Mowers	Fixed Plant or Institutional Equipment	13,000
	Snow Removal Equipment	Fixed Plant or Institutional Equipment	36,000
	1239 FY24 Radio Replacement	IT and Telecommunications	431,680
	New Washers & Dryers for the Department of Corrections Laundry Facility	Fixed Plant or Institutional Equipment	150,000
	DOC Kitchen Ovens	Fixed Plant or Institutional Equipment	205,000
1230-Court Services Division	Entry Screening Equipment Replacement	Fixed Plant or Institutional Equipment	267,405
	1230 FY24 Radio Replacement	IT and Telecommunications	258,000
1231-Police Department	1231 FY24 Radio Replacement	IT and Telecommunications	514,300
1232-Community Corrections Department	1232 FY24 Radio Replacement	IT and Telecommunications	265,755
	Community Corrections Radio Replacement	Fixed Plant or Institutional Equipment	6,917
Total Project Request - Debt Proceeds for 1427-Sheriff			\$8,298,602
1280-Adult Probation Dept.	215 1280.Case Management	IT and Telecommunications	516,940
	237 1280.cFiveCMS	IT and Telecommunications	677,236
	238 1280.MotorolaRadios	IT and Telecommunications	206,090
1305-Public Guardian	164 Dept 1305_ Juvenile Client Management System	IT and Telecommunications	443,622
1326-Juvenile Probation	Juvenile EMS(JEMS)	IT and Telecommunications	432,446
1440-Juvenile Temporary Detention Center	140 JTDC Video Camera Project	IT and Telecommunications	2,783,407
	JTDC RDL Resident Chairs	Furniture Not Under CIP	15,000
	JTDC Burnisher and Scrubber	Fixed Plant or Institutional Equipment	42,227
	JTDC X-Ray Inspection Machines	Fixed Plant or Institutional Equipment	56,906
1310-Office of the Chief Judge	173 Jury Administration Case Management System	IT and Telecommunications	479,814
	Zoom Booths for Various Locations	Furniture Not Under CIP	200,000
	Courtroom Chairs and Office Furnishings	Furniture Not Under CIP	76,000
Total Project Request - Debt Proceeds for 1478-Chief Judge			\$5,929,688
1335-Clerk of the Circuit Court	CTTV Camera System Replacement	IT and Telecommunications	400,000
Total Project Request - Debt Proceeds for 1503-Clerk of the Circuit Court			\$400,000
1250-State's Attorney	206 SAO Case Management System	IT and Telecommunications	1,856,154
	SAO Radio Replacement Investigations Unit	IT and Telecommunications	158,622
	Community Justice Center- South Furniture	Furniture Not Under CIP	42,000
	Civil Case Management System	IT and Telecommunications	50,000
Total Project Request - Debt Proceeds for 1453-State's Attorney			\$2,106,776
Total Project Requests Funded by Debt Proceeds for All Departments			\$87,351,802

FY2024 CAPITAL PROJECTS BY BUREAU

Special Purpose Fund

	Project Title	Project Type	Request
1010-Office of the President	1010 FY24 IT Refresh	IT and Telecommunications	36,533
Total Project Request - Special Purpose Fund for 1051-President			\$36,533
1007-Revenue	1007 - FY24 IT Refresh	IT and Telecommunications	40,831
1014-Budget and Management Services	1014 - FY24 IT Refresh	IT and Telecommunications	8,596
1020-County Comptroller	1020 - FY24 IT Refresh	IT and Telecommunications	53,725
1021-Office of the Chief Financial Officer	CFO FY24 Vehicle Reserve	Vehicle Purchase	550,000
	CFO FY24 Medical Reserve	Medical and Lab Equipment	500,000
	CFO FY24 Furniture Reserve	Furniture Not Under CIP	236,638
	CFO FY24 Fixed Plant/Institutional Equipment Reserve	Fixed Plant or Institutional Equipment	550,000
	1021 - FY24 IT Refresh	IT and Telecommunications	8,596
Total Project Request - Special Purpose Fund for 1076-Chief Financial Officer			\$1,948,386
1009-Enterprise Technology	214 Network & Computer Equipment	IT and Telecommunications	5,613,000
	075 ERP Consultants	IT and Telecommunications	2,126,463
	140 Multi-Aerial Data Collection	IT and Telecommunications	1,192,344
	088 ERP Integration Enhancements	IT and Telecommunications	400,000
	116 1009-New Project-Cook County Border Survey	IT and Telecommunications	250,000
	117 1009-New Project-Cook County Bathymetry	IT and Telecommunications	1,500,000
	ARPA NT096 IT Equipment	IT and Telecommunications	281,250
	162 3D Buildings Project	IT and Telecommunications	500,000
	OUP New Hire Equipment - FY23	IT and Telecommunications	6,447
	Cyber Attack Detection & Response 2024	IT and Telecommunications	1,241,000
	Managed Print Services	IT and Telecommunications	25,000
	GIS Metadata Refresh	IT and Telecommunications	500,000
	Cook County Address Capture	IT and Telecommunications	2,000,000
	Cook County Storm Water Inventory	IT and Telecommunications	750,000
	Cook County Zoning Inventory	IT and Telecommunications	1,000,000
	GIS PINMAP 3.0	IT and Telecommunications	500,000
	Hyperspectral Data Capture and Analysis	IT and Telecommunications	1,500,000
	Ortho/Oblique Aerial Capture	IT and Telecommunications	1,500,000
	Project New Frontier	IT and Telecommunications	4,300,000
		1009 FY24 IT Refresh	IT and Telecommunications
Total Project Request - Special Purpose Fund for 1105-Chief Information Officer			\$25,303,699
1011-Office of Chief Administrative Officer	236 CAO Wide Format Mounter and Laminator for PGS	Fixed Plant or Institutional Equipment	7,500
	FY2024 - OUP Vehicle Requests	Vehicle Purchase	470,000
	Studio and Field Broadcast Equipment	IT and Telecommunications	110,000
	1011 FY24 IT Refresh	IT and Telecommunications	8,596
1259-Medical Examiner	152 X-Ray (Lodox back-up)	Medical and Lab Equipment	7,500
	019 Histology Slide Mate Printer	Medical and Lab Equipment	15,000
	020 Microscopes	Medical and Lab Equipment	80,000
	Lockers - Medical Examiner	Fixed Plant or Institutional Equipment	14,500
	1259 FY23 IT Refresh	IT and Telecommunications	60,347
	1259 FY24 IT Refresh	IT and Telecommunications	6,447
1161-Department of Environment and Sustainability	ARPA NT011 FP Equipment	Fixed Plant or Institutional Equipment	3,306,000

FY2024 CAPITAL PROJECTS BY BUREAU

	1161 - FY24 IT Refresh	IT and Telecommunications	38,682
	ARPA NT005 Equipment	Fixed Plant or Institutional Equipment	20,000
1500-Department of Transportation and Highway	F-250 Pickup Trucks	Vehicle Purchase	130,000
	1500 FY24 IT Refresh	IT and Telecommunications	62,321
1265-Cook County Department of Emergency Management & Regional Security	1265 FY24 IT Refresh	IT and Telecommunications	12,894
1510-Animal Control Department	120 2 American Nighthawk Trailers	Fixed Plant or Institutional Equipment	25,000
	121 Customize Moule for F350 Truck	Fixed Plant or Institutional Equipment	25,000
	122 Customized modules for American Nighthawk trailers	Fixed Plant or Institutional Equipment	20,000
	221 1510 Replacement Vehicle Request	Vehicle Purchase	106,900
	272 Customized Animal Impounding Modules	Fixed Plant or Institutional Equipment	40,000
	1510-FY23 Vehicle Replacement	Vehicle Purchase	56,000
	Customized Modules for Trailers	Fixed Plant or Institutional Equipment	125,000
	FY2024 Animal Control Vehicle Request	Vehicle Purchase	56,000
	Animal Control Case Management Application	IT and Telecommunications	2,600,000
	Customized Module for F350 Truck	Fixed Plant or Institutional Equipment	56,000
	1510 - FY24 Office Furniture Replacement	Furniture Not Under CIP	60,000
Total Project Request - Special Purpose Fund for 1115-Chief Administrative Officer			\$7,519,687
1160-Building and Zoning	1160 - FY24 IT Refresh	IT and Telecommunications	10,745
1013-Planning and Development	1013 - FY24 IT Refresh	IT and Telecommunications	8,596
Total Project Request - Special Purpose Fund for 1125-Office of Economic Development			\$19,341
1032-Department of Human Resources	AV Equipment for Conference Room	IT and Telecommunications	25,000
	1032 - FY24 IT Refresh	IT and Telecommunications	21,490
Total Project Request - Special Purpose Fund for 1135-Chief of Human Resources			\$46,490
1200-Department of Facilities Management	FY24 Institutional Equipment Reserve	Fixed Plant or Institutional Equipment	350,000
	FY24 Fixed Plant Reserve	Fixed Plant or Institutional Equipment	250,000
	Pipe Camera	IT and Telecommunications	15,061
	1200 - FY24 IT Refresh	IT and Telecommunications	77,364
1031-Office of Asset Management	1031 - FY24 IT Refresh	IT and Telecommunications	10,745
Total Project Request - Special Purpose Fund for 1140-Chief of Asset Management			\$703,170
1260-Public Defender	PD Investigations Unit Equipment - FY24	Fixed Plant or Institutional Equipment	72,150
	1260 FY24 IT Refresh	IT and Telecommunications	141,834
Total Project Request - Special Purpose Fund for 1126-Public Defender			\$213,984
1018-Secretary to the Board of Commissioners	1018 - FY24 IT Refresh	IT and Telecommunications	32,235
Total Project Request - Special Purpose Fund for 1176-Cook County Board of Commissioners			\$32,235
1040-County Assessor	1040 - FY24 Vehicle Replacement	Vehicle Purchase	62,500
Total Project Request - Special Purpose Fund for 1251-Assessor			\$62,500
1050-Board of Review	Tyler/OnBase Integration Contingency Funding	IT and Telecommunications	300,000
Total Project Request - Special Purpose Fund for 1276-Board of Review			\$300,000

CAPITAL EQUIPMENT

FY2024 CAPITAL PROJECTS BY BUREAU

1060-County Treasurer	111 Furniture Replacement - FY23	Furniture Not Under CIP	350,000
	1060 IT Replacement - FY24	IT and Telecommunications	86,800
	1060 Data Storage - FY24	IT and Telecommunications	509,350
Total Project Request - Special Purpose Fund for 1301-Treasurer			\$946,150
1110-County Clerk	Vital Records-Printer	IT and Telecommunications	153,000
	Disaster Recovery Systems for Elections	IT and Telecommunications	400,000
	Election GIS Integration	IT and Telecommunications	1,600,000
	County Clerk Recording System - Phase 2	IT and Telecommunications	210,000
	1110 - FY24 Vehicle Replacement	Vehicle Purchase	62,500
	1110 - Security Camera Installation - 4th Floor	Fixed Plant or Institutional Equipment	14,360
Total Project Request - Special Purpose Fund for 1352-County Clerk			\$2,439,860
1214-Sheriff's Administration And Human Resources	1214 - FY24 Vehicle Replacement	Vehicle Purchase	2,867,577
	1214 - FY24 Aftermarket Equipment	Vehicle Purchase	332,800
1217-Sheriff's Information Technology	Zebra Printers - FY24	IT and Telecommunications	68,484
	Sheriff FY24 Desktop/Laptop Refresh	IT and Telecommunications	407,000
	Toughbook Refresh - FY24	IT and Telecommunications	438,900
	Rugged Modems - FY24	IT and Telecommunications	110,240
	Server Refresh - FY24	IT and Telecommunications	55,000
	CABS Identification System	IT and Telecommunications	432,000
	FARO Replacement	IT and Telecommunications	159,813
	Axon Taser/Bodycam Expansion	IT and Telecommunications	10,931,928
1210-Office of the Sheriff	ETSB FY23 Vehicle Replacement	Vehicle Purchase	126,000
	FY24 ETSB Radio Replacement	Fixed Plant or Institutional Equipment	275,000
Total Project Request - Special Purpose Fund for 1427-Sheriff			\$16,204,742
1280-Adult Probation Dept.	1280 - FY24 Vehicle Replacement	Vehicle Purchase	165,000
1305-Public Guardian	164 Dept 1305_ Juvenile Client Management System	IT and Telecommunications	556,378
1313-Social Service	1313 - FY24 Vehicle Replacement	Vehicle Purchase	56,000
1326-Juvenile Probation	Juvenile EMS(JEMS)	IT and Telecommunications	471,645
	1326 - FY24 Vehicle Replacement	Vehicle Purchase	62,900
1310-Office of the Chief Judge	1310 - FY24 Vehicle Request	Vehicle Purchase	62,500
	Replacement Backup Tape Library/StoreOnce	IT and Telecommunications	195,066
	FY24 OCJ IT Refresh	IT and Telecommunications	714,400
	FY24 OCJ Printer Refresh	IT and Telecommunications	120,000
Total Project Request - Special Purpose Fund for 1478-Chief Judge			\$2,403,889
1335-Clerk of the Circuit Court	058 Digital Access Terminal (DAT) Document/Payment Kiosk	IT and Telecommunications	146,800
	1335 - FY24 IT Refresh	IT and Telecommunications	419,930
	HPE StoreOnce 5260 Backup Storage	IT and Telecommunications	904,000
Total Project Request - Special Purpose Fund for 1503-Clerk of the Circuit Court			\$1,470,730
4890-Health System Administration	ARPA NT053 IE Equipment	Fixed Plant or Institutional Equipment	17,100
	4890 - FY24 Medical Equipment Replacement	Medical and Lab Equipment	500,000
	ARPA NT053 Equipment	Fixed Plant or Institutional Equipment	20,000
4893-Ambulatory and Community Health Network	ARPA NT896 Equipment	Furniture Not Under CIP	5,000

FY2024 CAPITAL PROJECTS BY BUREAU

4897-Stroger Hospital of Cook County	4893 - FY24 Medical Equipment Replacement	Medical and Lab Equipment	500,000
	4897 - FY24 Vehicle Replacement	Vehicle Purchase	65,000
	4897 - FY24 Medical Equipment Replacement	Medical and Lab Equipment	500,000
	ARPA TR011 Equipment	Fixed Plant or Institutional Equipment	225,000
4895-Department of Public Health	ARPA NT042 IE Equipment	Fixed Plant or Institutional Equipment	100,000
	4895 - FY24 Medical Equipment Replacement	Medical and Lab Equipment	500,000
	Total Project Request - Special Purpose Fund for 4020-Cook County Health & Hospital Systems Board		\$2,432,100
1250-State's Attorney	262 Evidence Room Equipment	Fixed Plant or Institutional Equipment	182,745
	264 Forensic IT Equipment	IT and Telecommunications	73,724
	1250 - FY24 Vehicle Replacement	Vehicle Purchase	889,500
	SAO Server Storage - FY24	IT and Telecommunications	770,628
	Total Project Request - Special Purpose Fund for 1453-State's Attorney		\$1,916,597
1586-Land Bank Authority	1586 FY24 IT Refresh	IT and Telecommunications	12,894
Total Project Request - Special Purpose Fund for 1943-Cook County Land Bank Authority		\$12,894	
Total Project Requests Funded by Special Purpose Fund for All Departments			\$64,012,987

FY2024 CAPITAL PROJECTS BY BUREAU

Tax Levy

	Project Title	Project Type	Request
1009-Enterprise Technology	209 1500-FY23 Conference Rom IT/AV Equipment	IT and Telecommunications	35,589
	246 BCDR-Network Connection	IT and Telecommunications	500,000
	247 1031-Upgrade Pedway Conference Rooms A/V	IT and Telecommunications	30,000
	250 1032 A/V Upgrades for Conference Rooms 882 and 849	IT and Telecommunications	34,006
	CCAB UPS Replacement	IT and Telecommunications	1,000,000
	OUP New Hire Equipment - FY23	IT and Telecommunications	620,062
Total Project Request - Tax Levy Funded for 1105-Chief Information Officer			\$2,219,657
1011-Office of Chief Administrative Officer	026 Countywide Fleet AVL/GPS Telematics	IT and Telecommunications	110,500
	236 CAO Wide Format Mounter and Laminator for PGS	Fixed Plant or Institutional Equipment	20,000
1161-Department of Environment and Sustainability	014 Flow Calibrators	Medical and Lab Equipment	7,000
	015 PM 2.5 Monitors	Medical and Lab Equipment	6,168
	016 NOx Monitors	Medical and Lab Equipment	8,027
	017 Zero Air Generators	Medical and Lab Equipment	15,000
1500-Department of Transportation and Highway	240 1500-FY23 SUV's Construction Department	Vehicle Purchase	102,000
	241 1500-FY23 F-250 Pick-up Trucks	IT and Telecommunications	100,000
Total Project Request - Tax Levy Funded for 1115-Chief Administrative Officer			\$368,695
1040-County Assessor	207 Van Request - 1040	Vehicle Purchase	40,000
Total Project Request - Tax Levy Funded for 1251-Assessor			\$40,000
1110-County Clerk	098 1110-Remote Work Laptops	IT and Telecommunications	103,000
	1110-Office Hardware Replacement	IT and Telecommunications	160,000
Total Project Request - Tax Levy Funded for 1352-County Clerk			\$263,000
1214-Sheriff's Administration And Human Resources	035 1214-High Miles Vehicle Replacement	Vehicle Purchase	2,873,709
	036 1214-Aftermarket Equipment for Vehicle Request	Vehicle Purchase	850,639
1217-Sheriff's Information Technology	1217 - Training Academy IT Equipment	IT and Telecommunications	162,500
	Rugged Modems	IT and Telecommunications	400,540
	1217-Server Refresh	IT and Telecommunications	307,328
	Bus Video Replacements	IT and Telecommunications	149,359
	In-Car ALPR Deployment	IT and Telecommunications	500,000
Total Project Request - Tax Levy for 1427-Sheriff			\$5,244,075
1280-Adult Probation Department	163 1280- FY23 Vehicles	Vehicle Purchase	150,000
Total Project Request - Tax Levy for 1478-Chief Judge			\$150,000
1335-Clerk of the Circuit Court	058 Digital Access Terminal (DAT) Document/Payment Kiosk	IT and Telecommunications	230,000
	084 1335-FY23 Passenger Van	Vehicle Purchase	33,000
	087 1335- FY23 Passenger Sedan	Vehicle Purchase	34,000
	088 1335-FY23 Cargo Vans	Vehicle Purchase	80,000
Total Project Request - Tax Levy for 1503-Clerk of the Circuit Court			\$377,000
1250-State's Attorney	030 SAO Vehicle Replacement	Vehicle Purchase	789,680
	053 SAO Server Storage	IT and Telecommunications	143,676
Total Project Request - Pay As You Go (DBMS only) for 1453-State's Attorney			\$933,356
Total Project Requests Funded by Tax Levy for All Departments			\$9,595,783

FY2024 CAPITAL PROJECTS BY BUREAU

Grant Funded

	Project Title	Project Type	Request
1161-Department of Environment and Sustainability	ES Air Monitoring Equipment	Fixed Plant or Institutional Equipment	331,500
	1161 - Ozone Transfer Standards	Medical and Lab	84,977
1265-Cook County Department of Emergency Management & Regional Security	048 Upgrade Unified Command Post	IT and Telecommunications	155,000
	098 Front End Loader	Fixed Plant or Institutional Equipment	180,469
	036 EMRS-Medical Examiners -Bio-Hazard Autopsy Trailer	Fixed Plant or Institutional Equipment	180,000
	083 EMRS (UCP)	Vehicle Purchase	825,000
	141 UCP Radio	IT and Telecommunications	204,000
	183 Utility Vehicles	Fixed Plant or Institutional Equipment	100,000
	Motorola APX-Next Radios	Fixed Plant or Institutional Equipment	235,249
	Portable Video Trailers	Fixed Plant or Institutional Equipment	90,000
	Meridian Anti-Vehicle Barriers	Fixed Plant or Institutional Equipment	178,889
Total Project Request - Grant Funded for 1115-Chief Administrative Officer			\$2,565,084
1250-State's Attorney	SAO Grant ICAC Laptops	IT and Telecommunications	24,115
	FY2023 SAO Child Support IT	IT and Telecommunications	95,147
Total Project Request - Grant Funded for 1453-State's Attorney			\$119,262
Total Project Requests Funded by Grant Funded for All Departments			\$2,684,346


CAPITAL EQUIPMENT

FY2024 CAPITAL PROJECTS BY BUREAU

Operating Funded

	Project Title	Project Type	Request
1026-Administrative Hearing Board	1026 AV Equipment Refresh	IT and Telecommunications	50,000
Total Project Request - Operating Funded for 1150-Administrative Hearings			\$50,000
Total Project Requests Funded by Operating Funded for All Departments			\$50,000

Capitalizable Grand Total \$ 163,694,918.00



RESOLUTION

SPONSORED BY

THE HONORABLE TONI PRECKWINKLE

PRESIDENT OF THE COOK COUNTY BOARD OF COMMISSIONERS

RESOLUTION AND ANNUAL APPROPRIATION BILL

FOR THE FISCAL YEAR 2024

A **RESOLUTION** providing for the Annual Appropriation for the Fiscal Year 2024 and for the closing of accounts of the County of Cook, Illinois, under the Annual Appropriation Bill for the Fiscal Year 2023.

PREAMBLES

WHEREAS, Section 6(a) of Article VII of the 1970 Constitution of the State of Illinois provides that “a County which has a Chief Executive Officer elected by the electors of the County...(is) a Home Rule Unit”, and the County of Cook, Illinois (the “County”) has a Chief Executive Officer elected by the electors of the County and is therefore a Home Rule Unit and may, therefore, under the powers granted by said Section 6(a) of Article VII of said Constitution of 1970, exercise any power and perform any function pertaining to its government and affairs; and

WHEREAS, the appropriation of funds is a necessary annual function of government; and

WHEREAS, the County will close out its accounts as of November 30, 2023 and render an account and make settlements with the County for the Annual Appropriation Bill for the Fiscal Year 2023.

NOW THEREFORE, at a meeting convened and concluded on November 16, 2023, Be It Hereby Resolved by the Board of Commissioners of the County of Cook, Illinois as follows:

**RESOLUTION AND ANNUAL APPROPRIATION BILL
FOR THE FISCAL YEAR 2024**

BE IT RESOLVED BY THE BOARD OF COMMISSIONERS OF COOK COUNTY:

- Section 1.** That the Board of Commissioners of Cook County (the "County Board" or "Board") hereby finds that all recitals contained in the preambles to this resolution are full, true, and correct and does incorporate them into this resolution by this reference.
- Section 2.** That the County Board, hereby establishes and ordains Fiscal Year 2024 as commencing on December 1, 2023 and concluding on November 30, 2024.
- Section 3.** That this Resolution be and the same is hereby termed the "Annual Appropriation Bill" of the County of Cook for Fiscal Year 2024 and governs all Elected Officials, Departments, Offices, Institutions or Agencies of the County, including but not limited to the offices and departments under the jurisdiction of the County Board President, the Board of Commissioners, Cook County Health and Hospitals System ("CCH"), Cook County State's Attorney, Cook County Sheriff, Cook County Public Defender, Clerk of the Circuit Court of Cook County, Cook County Treasurer, Cook County Clerk, Cook County Assessor, Chief Judge of the Circuit Court of Cook County, Board of Review, the Office of the Independent Inspector General, the Veterans Assistance Commission of Cook County, the Cook County Land Bank Authority ("Land Bank Authority"), and the Public Administrator (hereinafter, "Agencies" or "Agency"). The Estimates of Current Assets and the Revenues of the Fiscal Year 2024 Available for Appropriation, and the amounts appropriated and the objects and purposes thereof, are as specified in the following: Executive Budget Recommendations for Fiscal Year 2024, Volumes I, II, and III, as amended by the County Board through the amendment process and the Estimate of Revenue and Available Resources for Fiscal Year 2024, as amended by the County Board through the amendment process.
- Section 4.** That the amounts set forth herein and the same are hereby appropriated for Fiscal Year 2024 and as further noted in Sections 28 and 29.
- Section 5.** That the salaries or rates of compensation of all officers and employees of the County or Agencies when not otherwise provided by law, shall be governed, and administered by the compensation plans in force and effective in the Fiscal Year 2024 Appropriation Bill. Amounts paid may vary due to rounding based upon the payroll automated system rounding conventions, which is anticipated not to exceed plus or minus 20 cents per pay period. Step advancement, cost of living increases and/or non-compounding allowances and other economic packages for union employees will be dictated per the terms of the applicable collective bargaining agreements. Step advancement for non-union employees will be dictated per the salary schedules and/or compensation plans in force and effect in Fiscal Year 2024, unless otherwise amended. Any and all changes in classification or salary adjustments shall be subject to the approval of the Chief of the Bureau of Human Resources of Cook County (the "Chief of the Bureau of Human Resources"). Cost of living increases, non-compounding one-time allowances, and other one-time payments in Fiscal Year 2024 as a result of negotiated and approved collective bargaining agreements, shall also apply to non-union employees. Any other non-compounding one-time allowances, bonus' or other one-time non-compounding payments for employees shall be subject to approval

by the Chief of the Bureau of Human Resources, the Budget Director, and the Board. Healthcare benefit plan design and cost changes as a result of negotiated and approved collective bargaining agreements shall also apply to the non-union employees through the same terms approved for union employees and as authorized by Resolution No. 21-4938. Any non-compounding allowances shall be considered a one-time payment and offered only as a non-pensionable incentive. Any employee who accepts the non-compounding allowance does so voluntarily and with the knowledge and on the express condition that the payment is not included in any pension calculations.

Section 6. That whatever appropriations for salaries or wages of any office, agency or place of employment are supported by a detailed salary schedule as provided in Volume III of this Fiscal Year 2024 Appropriation Bill, all expenditures against such appropriations shall be made in accordance with such schedule and classification plan, and no payroll item shall be submitted to the Comptroller of the County (the "Comptroller") by any Agency of the County for a sum exceeding the amount shown in said salary schedule, except for rounding and except that the County Board may direct the Agencies of the County to expend all or any portion of the appropriation herein contained reserved for adjustments in wages of employees, when approved by the County Board. The proposed salary or rate of compensation for an employee hired into a grade 24 position or any salary increase for an existing grade 24 employee must be supported by a compensation study that is performed by the applicable Agency's human resources department or a third-party vendor in a form and manner consistent with compensation study guidelines provided by the Chief of Bureau of Human Resources. The results of the compensation study provided by the Agency shall be provided to the Chief of Bureau of Human Resources and the Budget Director for validation and approval in advance of hire or change in salary.

Section 7. Only full-time employees working at least 30 hours per week on average during a standard measurement period as established by the Cook County Director of Risk Management (the "Director of Risk Management"), may receive healthcare benefits unless otherwise authorized by a Collective Bargaining Agreement, or Employment Agreement, as approved by the Chief of the Bureau of Human Resources. Employees shall contribute towards the cost of health (including pharmacy), dental or vision benefits as required by a standard of 40 working hours and for the duration of their employment. Employers shall certify employment and payroll status to the Comptroller and shall be charged back the full premium cost for inaccurate or incomplete certifications. The Cook County Department of Budget and Management Services Director (the "Budget Director") shall implement such a chargeback upon notification of an inaccuracy by the Director of Risk Management or Comptroller. All employers shall promptly utilize the payroll and timekeeping systems to identify duration and type of all Leaves of Absence, including Personal Leave of Absence. County healthcare benefits are not available to (i) judges and associate judges of the Circuit Court, (ii) employees who work less than 30 hours per week for standard measurement periods, (iii) Chairman and members of the Cook County Sheriff's Merit Board, (iv) commissioners of the Chicago Board of Elections and (v) employees (excluding workers compensation claimants or those with other regulatory exemptions) on an authorized leave of absence in excess of 365 days; unless such individuals contribute the full cost of the healthcare premium associated with said County healthcare benefits.

Section 8. That the Budget Director is hereby authorized to utilize or transfer amounts between the Salaries and Wages of Regular Employees (501010), Salaries and Wages of Extra Employees (501140), Planned Salary Adjustment (501166), Planned Overtime Compensation (501211), Planned Benefit Adjustment (501225), Per Diem Personnel (501296), and Salaries and Wages of Employees per Contract (501421) accounts where necessary to support salaries, increases and wages for employees carried on these accounts and consistent with pay plans, salary schedules or the classification authority authorized in Chapter 44, Article II, Section 44-44 of the Cook County Code. Transfers in the Corporate, Public Safety, Special Purpose and Health Enterprise Funds, out of the Personal Services account series (501000) to the Contractual Services (520000), Supplies and Materials (530000), Operations and Maintenance (540000), Rental and Leasing (550000), Capital Equipment and Improvements (560000), or Contingency and Special Purposes (580000) account series will be required to follow the provisions outlined in Section 9 of this Resolution.

Section 9. Agencies must request and receive advance approval from the Budget Director in order to make necessary transfers of \$50,000 or less in the Corporate, Public Safety, Special Purpose and Health Enterprise Funds, within and between the Personal Services (501000) (other than from the Salaries and Wages of Regular Employees (501010) account), Contractual Services (520000), Supplies and Materials (530000), Operations and Maintenance (540000), Rental and Leasing (550000), or Contingency and Special Purposes (580000) accounts/account series. Upon request and justification from the Agency, the Budget Director is hereby authorized to review said transfer requests and approve said transfer requests in an amount equal to \$50,000 or less within and between accounts without Board approval. The Budget Director shall issue a report of such approved transfers to the County Board and copy the Cook County Health System Board, where applicable, on a quarterly basis for the preceding quarter.

Except for transfers authorized in Section 8, Agencies, including the Veterans Assistance Commission of Cook County, Land Bank Authority and CCH, must request and receive advance approval from the Board of Commissioners in order to make necessary transfers that are (i) from the Personnel Services account series (501000) to an account outside the Personnel Services account series, or (ii) greater than \$50,000 that are between the Personal Services (501000), Contractual Services (520000), Supplies and Materials (530000), Operations and Maintenance (540000), Rental and Leasing (550000), or Contingency and Special Purposes (580000) account. The Agencies of the County, including Land Bank Authority and CCH, are prohibited from incurring any liability against any account in excess of the amount herein authorized for such account without securing prior approval by the Budget Director for transfers under \$50,000, or the Budget Director and the Board of Commissioners, for the pledging of appropriate unencumbered balances over \$50,000 for subsequent transfer as provided for by the Board of Commissioners.

Transfers made by Department 1018 from the Office Supplies (530605) account are restricted to the following accounts: Seminars for Professional Employees (501770), Transportation and Other Travel Expenses for Employees (501838), Communication Services (520150), Printing and Internal Reproduction (520508), Technical Services (521265) or Rental of Office and Data Processing Equipment (550010).

No transfers are allowed from the Workers' Compensation (501541), Group Life Insurance Program (501590), Group Health Insurance (501610), Group Dental Insurance Plan (501640), Unemployment Compensation (501660), Vision Care Insurance (501690), Group Pharmacy Insurance (501715) and Reserve for Claims (580010) accounts, except for the purposes of payment of employee benefit claims and related expenses.

Any newly Elected or appointed Official who assumes office on or after December 1, 2023, but before September 1, 2024 is hereby authorized to transfer funds within and between the Personal Services (501000), Contractual Services (520000), Supplies and Materials (530000), Operations and Maintenance (540000), Rental and Leasing (550000), or Contingency and Special Purposes (580000) accounts/account series under their respective departments or business units for 90 days after assuming office. Newly Elected or appointed Officials may also create and/or transfer positions among departments under their control during that 90-day period, subject to any necessary approval of any monitor appointed pursuant to the Shakman Consent Decree; provided however, that any funding of existing or newly created positions or transfer of funds within or between the Personal Services (501000), Contractual Services (520000), Supplies and Materials (530000), Operations and Maintenance (540000), Rental and Leasing (550000), or Contingency and Special Purposes (580000) account/account series by a newly Elected or appointed Official may not increase the total appropriation of their Office as Approved and Adopted in the 2023 Cook County Appropriation Bill. Any newly Elected or appointed Official subject to this provision shall provide a report to the Budget Director and the Board of Commissioners summarizing any transfers made under this provision.

The Budget Director is hereby authorized to issue rules governing transfers and the limitations of authority placed on the Land Bank Authority and CCH in furtherance of Sections 8 and 9.

Section 10. Agencies of the County are prohibited from taking any employment action such as posting employment opportunities, offering employment or promotional opportunities, transferring personnel, changing funding sources, or implementing demotions without obtaining written approval and confirmation from the Budget Director that funds are available for said employment action. The Budget Director shall confirm on a quarterly basis with a report to the Board regarding Agency compliance in furtherance of Section 10.

Before any individual is extended an offer of employment and added to the payroll system or employees are recommended for a reclassification, the relevant Agency of the County must obtain the prior approval of the Budget Director to validate those funds as "available." Should employees be put onto the payroll system without these requisite prior approvals, while they will be paid for time worked, the Budget Director has the authority to withhold funding from an available account to pay for the unauthorized hire. The Budget Director shall issue a report of approved position reclassifications to the County Board on a quarterly basis for the preceding quarter.

The Department of Budget and Management Service's validation of funds available for the purpose of position control shall include the combined Salaries and Wages of Regular Employees (501010), Salaries and Wages of Extra Employees (501140), Planned Salary Adjustment (501166), Planned Overtime Compensation (501211), Planned Benefit Adjustment (501225), Per Diem Personnel (501296), and Salaries and Wages of Employees per

Contract (501421) accounts. In those instances where the Department of Budget and Management Services has determined that an Agency or Department's annualized payrolls will exceed the turnover requirement for the next funding period, for purposes of position control, funds will be deemed to be unavailable.

- Section 11.** That persons funded from accounts designated as Extra Employees (501131), Salaries and Wages of Replacements for Employees on Authorized L.O.A. (501137), Salaries and Wages of Extra Employees (501140), Per Diem Personnel (501296) and Salaries and Wages of Employees per Contract (501421) must subscribe to account definitions and salary schedules, or classification authority as outlined in the Appendices or Chapter 44, Article II, Section 44-44 of the Cook County Code. Appointments to Salaries and Wages of Extra Employees (501140) positions are limited to new positions, programs or emergencies that were not anticipated during the budget process. New appointments to Salaries and Wages of Extra Employees (501140) positions must be authorized for Salaries and Wages of Regular Employees (501010) funding in the next fiscal year or the position will be deleted at year-end. Funding the employment of persons as Extra Employees shall be in accordance with the rules established by the Department of Budget and Management Services.
- Section 12.** The Budget Director will create internal service accounts for consolidating payments to a single vendor for goods and services rendered to the various agencies of county government into which the County Comptroller may from time to time make transfers from corresponding amounts budgeted to each agency. Payment of claims, premiums and other associated costs may be made directly from these internal service accounts. Each month, the County Comptroller shall make available to the County Board the Appropriation Trial Balance Report which shall include information related to said transfers. That appropriations for Personal Services, Contingency and Special Purposes shall be assigned to the Self-Insurance Fund during the fiscal year based upon premium and premium equivalent calculations and projections, including reserves as recommended by the Director of Risk Management, and shall be utilized to pay claims and costs associated with those items.
- Section 13.** Workers' compensation costs including indemnity and medical, and related payments associated with each workers' compensation claim shall be charged to the department, agency, or elected office's workers' compensation funds in instances where the previous three year's annual workers' compensation expenditures generally averaged more than \$50,000, calculated under policies jointly established by the Director of Risk Management and the Budget Director.
- Section 14.** That, in the event the Department of Facilities Management, Bureau of Technology or Comptroller's Office performs work on behalf of and at the behest of another County agency, the work performed on straight time using County employees shall not be charged to the beneficiary agency, but for all work performed on overtime, the overtime differential may be charged to the beneficiary agency's overtime account. Discretionary projects may be charged to beneficiary agency by approval of the space committee.
- Section 15.** That capital equipment purchases will follow an ongoing equipment replacement policy for each major category of equipment used by Agencies, as articulated in the County Performance Based Management and Budgeting Ordinance Article X Section 2-932, including but not limited to vehicles, telecommunications and technology equipment, office furniture, fixed plant and institutional equipment, and medical and lab equipment. During Fiscal Year 2024, all County Agencies shall submit an inventory of capital equipment to include specific

inventories of software assets and technology hardware assets which shall identify such a replacement cycle. Capital Improvement projects shall be approved by the Board of Commissioners, with a replacement cycle where applicable, as identified in the Appropriation Bill. Total appropriations for approved capital equipment, capital improvements, and transportation and highway capital projects shall not exceed the amount as appropriated by the Board of Commissioners for said purposes during Fiscal Year 2024, except as permitted pursuant to Section 28. Capital equipment, capital improvements, and transportation and highway capital equipment should be funded, if possible, through a mix of funding sources including operating funds, special revenue funds, grant dollars, and short- and long-term financing alternatives including sales tax bonds, general obligation bonds, revolving lines or credit, or other debt instruments available to the County. In connection with any such short- and long-term financing alternatives, the Chief Financial Officer of Cook County (the "Chief Financial Officer") is authorized from time to time during Fiscal Year 2024 to declare in writing in connection with such financings that all or a portion of the proceeds from such financing alternatives be used to reimburse the County, which writing shall be filed and received with the Finance Committee.

That appropriation authority to procure capital equipment by Special Revenue Funds using short-term financing arrangements shall require repayment by the Special Revenue Fund over the period approved by the Chief Financial Officer. These repayments will be deposited annually to reimburse the funding source that was initially used to finance the project.

Notwithstanding anything herein to the contrary, the County expects to incur significant costs for the capital equipment, capital improvements and transportation and highway capital equipment referenced above and approved hereby (the "Capital Improvements") and the County has determined that it intends to finance all or a portion of the cost of the Capital Improvements with the proceeds of obligations the interest on which is excludable from gross income for federal income tax purposes ("tax exempt bonds"). No costs of the Capital Improvements to be so financed or reimbursed were paid more than 60 days prior to the date of this Resolution, other than preliminary expenditures (not exceeding 20% of the aggregate issue price of the tax exempt bonds issued to finance the Capital Improvements), provided that such preliminary expenditures shall not include costs of land acquisition or site preparation or other costs of construction or acquisition of the Capital Improvements. The County hereby declares its intention and reasonable expectation to use proceeds of tax exempt bonds (the "Reimbursement Bonds") to reimburse itself for expenditures for costs of the Capital Improvements. The County intends that the Reimbursement Bonds are to be issued, and the reimbursements made, by the later of 18 months after the payment of the costs or after the Capital Improvements are placed in service, but in any event, no later than three years after the date the original expenditure was paid. The County anticipates that the maximum principal amount of Bonds issued to finance the County including Reimbursement Bonds, will not exceed \$400,000,000.00. The costs of the Capital Improvements consist entirely of capital expenditures or cost of issuance of tax exempt bonds, and no cost of the Capital Improvements to be reimbursed with the proceeds of the Reimbursement Bonds is a cost of working capital. The appropriate officers of the County are hereby authorized and directed to take or approve the taking of such actions as may be necessary or appropriate in order to preserve the ability of the County to finance its capital expenditures in accordance with the federal tax

regulations and this Resolution. The County will not, at any time within one year after any allocation of proceeds of the Reimbursement Bonds to reimburse any expenditure, use the reimbursed funds to create a sinking fund for any issue of tax exempt bonds to otherwise replace the proceeds of any issue of tax exempt bonds.

Section 16. That appropriations for Capital Improvements and Capital Equipment are made by projects and classified by a project type. The Budget Director is authorized to allocate available appropriations to projects within appropriate Internal Revenue Service Useful Life conditions. Additionally, the Budget Director is authorized to allocate available appropriations between Capitalizable and Non-Capitalizable projects within the Motor Fuel Tax fund. Upon completion or deprioritization of a Capital Improvement project, the Director of Capital Planning of Cook County (the "Director of Capital Planning") shall submit a formal request to the Budget Director to close or deprioritize the project and may request a reallocation of excess appropriations to other approved Capital Improvement projects, or approved Capital Equipment projects per the terms set forth herein. With regards to Capital Equipment, the respective requesting agency shall submit a formal request to the Budget Director to close or deprioritize the project. In the event excess appropriations remain, the Budget Director may reallocate the associated appropriations to other approved Capital Equipment projects within said fiscal year.

In the event the Capital Equipment Appropriation reserves are exhausted, and Capital Equipment projects are not available to be deprioritized, the Budget Director is authorized to process a transfer from the Capital Improvement Appropriation with the approval of the Chief Financial Officer and Director of Capital Planning, provided Internal Revenue Service Useful Life conditions are met.

The Budget Director and the Director of Capital Planning shall jointly submit on a quarterly basis to the County Board a Capital Improvements and Equipment Funding and Project Report, which consists of three sections; provided that the fourth quarter report shall be an annual report submitted by the 31st day of January. The first section of the report will identify all Capital Improvement and Capital Equipment expenditures, encumbrances and unencumbered balances by funding sources and shall show the bond funding by source and gross funds available through the end of the fiscal year. The second section of the report shall show all Capital Improvements by bond series and project number; and for each project, the funding allocated towards each project, the total amount of expenditures paid, the balance of encumbered funds, the amount of unencumbered funds, any transfers of funding allocated between projects, any adjustments made by the Budget Director upon the completion of a Capital Improvement project pursuant to this section, and the status of each project. The third section of the report shall show all Capital Equipment by bureau/department by bond series and project number; and for each project, the funding allocated towards each project, the total amount of expenditures paid, the balance of encumbered funds, the amount of unencumbered funds, any transfers of funding allocated between projects, and any adjustments made by the Budget Director upon the final purchase of Capital Equipment pursuant to this section.

Section 17. For the purpose of enabling the County to have in its treasury at all times sufficient money to meet demands thereon for ordinary and necessary expenditures and to provide adequate support for the County's bond ratings and protection against unanticipated revenue shortfalls, the total of the County's Working Cash Funds shall be maintained in the estimated amount of \$209,969,390 projected as of November 30, 2023 (unless the County

Board elects to change this said amount as necessary), notwithstanding any provisions of the Illinois Compiled Statutes. The Working Cash Funds shall be reimbursed from time to time by authority of the Chief Financial Officer. The amount due to the Working Cash Funds after December 1, 2023 shall be repaid in its entirety by no later than November 30, 2024.

The Chief Financial Officer may direct the Comptroller to make a permanent transfer not to exceed \$25 million after County Board approval by roll call vote, from the Working Cash Fund to defer future borrowing requirements for the Self-Insurance Fund and Capital Equipment. The Comptroller shall transfer all interest earnings from the Working Cash Fund to the County General Fund. Such transfers shall not be subject to the Annual Working Cash Repayment Resolution.

Section 18. The Chief Financial Officer, in accordance with relevant authorizing ordinance or ordinances, and the associated forms of agreement as approved by the Board of Commissioners, may pay or pre-pay, from any unrestricted source, monies owed by the County as a result of a note or bond associated with a line of credit agreement, a revolver, or other debt instrument under which the County is a borrower, under such terms as are set forth in the governing documents and associated agreements.

Section 19. That the Comptroller and the Cook County Treasurer be and are hereby authorized and directed to close the accounts of the County pursuant to the Annual Appropriation Bill for the Fiscal Year 2023 and that such unexpended balances of the Annual Appropriation Bill for the Fiscal Year 2023 be placed to the credit of each specific fund.

Section 20. That there may be unencumbered balances in the various accounts in the different funds of the County that will be adequate to pay for services already rendered because of unforeseen deficiencies at the time the Annual Appropriation Bill for the Fiscal Year 2023 was passed and last adjusted. The Comptroller, Budget Director, and the Cook County Treasurer be, and are hereby authorized, to use these unexpended balances by way of transfers so that the deficiency may be liquidated, as part of closing out the year. For each fiscal year, the formatting arrangement of appropriations by object level in the relevant Appropriation Bill does not per se limit spending at the object level provided that total county expenditures do not exceed the total sum appropriated for the relevant fiscal year (including such sums as are appropriated on a continuing basis for CCH) and, when required by this Resolution or other applicable law, expenditures greater than an object level are accomplished through permissible transfers made by the Board of Commissioners, or the Budget Director as authorized by the Board of Commissioners, pursuant to Section 9.

Per the Encumbrance Policy promulgated by the Chief Financial Officer, all operating expenses will be applied to the fiscal year in which the goods or services are received. Any outstanding operating encumbrances will therefore be released to the appropriate fund at the close of the fiscal year. Grant, and Capital Improvement

programs have fiscal calendars that span more than one fiscal year. Therefore, Grant and Capital Improvement programs may have their encumbrances carried forward into the following fiscal year as appropriated, in accordance with the provisions of the encumbrance policy.

Section 21. When all accounts and books for Fiscal Year 2023 are closed and final amounts determined, the Comptroller shall report back to the County Board with the revised revenues, fund balances and balance sheets in the Annual Comprehensive Financial Report. All appropriated amounts for Fiscal Year 2023 shall be reported as adopted by the County Board in the Annual Appropriation Bill for Fiscal Year 2023 and as subsequently adjusted by transfers of funds. Said information will be made available to the County Board and to the public via the Final Appropriation Trial Balance for 2023. The unaudited Final Appropriation Trial Balance for 2023 will be posted alongside the 2024 line-item budget in a single document on the County's website by April 30, 2024 and shall be made concurrently available on the County's Open Data website in a format compatible with the County's Open Government Ordinance.

Section 22. In accordance with the County's Fund Diversity and Stabilization/Financial Reserve Policy, the Chief Financial Officer is authorized to assign up to \$158.8 million in the aggregate of the County's unassigned general fund balance after the end of the 2023 fiscal year when final amounts are determined within the primary ledger, including:

- Up to \$158.8 million in reserve for ARPA Program Sustainability.

Section 23. That the Annual Appropriation Bill for Fiscal Year 2024 shall be made available on the Cook County website at www.cookcountvil.gov/Budget.

Section 24. As submitted in the 2024 Revenue Estimate, amounts equal to three percent of the estimated property tax levy allocated to the Public Safety Fund, Health Enterprise Fund, Capital Project Fund and Election Fund are hereby appropriated for Fiscal Year 2024 for the Public Safety Fund, Health Enterprise Fund, Capital Project Fund and Election Fund (a) for purposes of covering the loss and cost of collecting taxes levied for said Funds, and also the amounts of taxes so levied for the nonpayment of which real estate shall be forfeited to the State and abatements in the amounts of such taxes as extended upon the collectors' books; (b) to ensure the County meets its obligations for indebtedness as represented by the Bond and Interest Fund; and (c) in order that the actual collections of property taxes received by the Annuity and Benefit Fund are commensurate with the amounts so levied. The Cook County Clerk is authorized to extend loss and collections for the Public Safety Fund, Health Enterprise Fund, Capital Project Fund, and Election Fund in a manner that is sufficient for these purposes.

Section 25. That the Chief Financial Officer shall cause the disbursement to the County Officers' and Employees' Annuity and Benefit Fund, from the Annuity and Benefit Fund 11303, sub-account 501225, Board Appropriated Payments for Annuitant Health Care Costs, in the sum of \$53,821,185, provided that the County Board and the County Officers' and Employees' Annuity and Benefit Fund agree to the disbursement and receipt of such funds by way of an intergovernmental agreement; and further provided that until such time as the parties enter into said

intergovernmental agreement, the Chief Financial Officer shall work with the Cook County Treasurer to invest the funds in sub-account 501225, in such manner as is permitted by law or intergovernmental agreement, the corpus and proceeds of which shall be fully reserved for the purpose stated in this Section 25.

Additionally, the Chief Financial Officer may from time to time transfer into a Pension Stabilization Account within the Annuity and Benefit Fund otherwise permissible funds, provided that each transfer of funds into the Pension Stabilization Account is, in the opinion of the Chief Financial Officer, feasible and prudent, taking into account the then-current and projected state of the County's revenues and authorized expenditures; provided further that such transfers do not, in the aggregate, exceed \$20,000,000; and provided further that the Chief Financial Officer shall notify the Board of Commissioners immediately upon such transfer. Funds so transferred into the Pension Stabilization Account shall be available for payment to the County Officers' and Employees' Annuity and Benefit Fund, provided the disbursement, receipt, and purposes of such funds are authorized through an intergovernmental agreement between the County Board and the County Officers' and Employees' Annuity and Benefit Fund or the annual appropriation.

Furthermore, the Chief Financial Officer shall reduce the portion of the FY2023 County Officers' and Employees' Annuity and Benefit Fund contribution derived from personal property replacement tax revenue in the amount of \$139,778,176 to \$40,000,000. The remaining balance of this contribution, which amounts to \$99,778,176, shall be paid to the County Officers' and Employees' Annuity and Benefit Fund from the Pension Stabilization Account.

Section 26. Effective FY 2024 and moving forward, the Disaster Response and Recovery Fund shall be created as a special purpose fund for the purpose of responding to State, County or Federal disaster declarations. In FY 2024, the Disaster Response and Recovery Fund shall be funded with \$100,000,000.00, of which \$70,000,000.00 shall be allocated for new arrival health care costs above and beyond what is allocated in the FY 2024 Annual Appropriation Bill, \$20,000,000.00 shall be allocated for municipal or local government costs related to new arrival costs, and \$10,000,000.00 shall be allocated for other Cook County disaster response and recovery events that may transpire in FY 2024. The Chief Financial Officer may from time to time assign and transfer General Fund Balance for stabilization of the Disaster Response and Recovery Fund in an amount not to exceed \$50,000,000.00 in any given year and future years and such contribution will be based on an analysis of projected year-end General Fund Balance in accordance with Cook County's Fund Balance Policy. ; and provided further that the Chief Financial Officer shall notify the Board of Commissioners immediately upon such transfer.

The use of funds in the Disaster Response and Recovery Fund shall be subject to the approval of the Executive Director of the Department of Emergency Management and Regional Security and the Chief Financial Officer in coordination with the President of the Cook County Board of Commissioners or their designee upon the declaration of an Emergency. The use of such funds and reporting shall further comply with Resolution 23-5710 which is anticipated to be approved by the Cook County Board of Commissioners on November 16, 2023.

Sction 27. The following accounts have additional requirements imposed on expenditures therefrom:

FIXED CHARGES AND SPECIAL PURPOSE APPROPRIATIONS

(1490/1499-521313) - Special or Cooperative Programs. All grants of funds from this account administered by any department to entities outside of Cook County, must first be approved by the Office of the Chief Procurement Officer in accordance with the procurement code or shall be disbursed and administered pursuant to Chapter 2, Article VI, Division 4 of the Cook County Code or as otherwise authorized by the County Board.

(11287) - Equity Fund. All grants of funds from this special purpose fund administered by any department to entities outside of Cook County, must be approved by the Office of the Chief Procurement Officer in accordance with the procurement code or shall be disbursed and administered pursuant to Chapter 2, Article VI, Division 4 of the Cook County Code or as otherwise authorized by the County Board.

Section 28. All Grants or other financial awards, including grants and financial awards that may be awarded to the Land Bank Authority and CCH, and their intended purpose must first be approved by the County Board, unless otherwise authorized pursuant to this Section or by the County Board. In accordance with procedures prescribed by the Budget Director, and subject to the limitations of this section, the President of the County Board and the heads of the various County Agencies are authorized to apply for grants or other financial awards from governmental and private grantors. With respect to such grants or other financial awards, the President of the Board and the heads of various County Agencies are authorized to execute agreements and amendments to effectuate the purposes of such grants or other financial awards and appropriations and provide such additional information, assurances, and certifications as are necessary, in connection with any of the foregoing.

All grant applications and renewals as well as any financial awards regardless of amount must be submitted to the Department of Budget and Management Services no later than five business days prior to submission to the granting or awarding agency. With respect to grants that do not require an application process, and are automatically renewed by the grantor, the date in which the Board authorized the previous grant, and the amount granted at that time shall be included in the current request to renew to the Department of Budget and Management Services.

Grants identified in the Annual Appropriation Bill include estimated award amounts. No expenditures will be allowed against a grant until the actual grant has been awarded and confirmed with an agreement or other commitment notice from the Funding Agency, in such form as is approved by the Budget Director. Additionally, no amount shall be expended on any grant except to the degree approved by the Budget Director. To the extent that revenue of a grant or other financial award is not described in the Annual Appropriation Bill, or an amendment increases the budget of a grant beyond the appropriation described in the Annual Appropriation Bill, in each case, in an amount greater than \$150,000, no expenditure of such grant revenues or other financial award, including grants or awards applicable to the Land Bank Authority or CCH, shall be made without prior approval of the County Board, unless otherwise permitted herein. Grants, grant amendments, grant renewals or other financial awards received in an amount of \$150,000 or less, or solely for time extensions, shall not require approval by the County Board, but shall require the approval of the Budget Director. For grants or financial awards that cover multiple years, the Budget Director is authorized to roll over any unspent appropriation from a prior year and increase the FY2024 appropriation by such unspent amount.

Transfers of grant budgets or other financial awards are allowable subject to the terms of the specified agreements and advance approval from the Budget Director. Departments shall request capital appropriations during the annual budget process to expend grant funds on capital projects. Upon request from the Department, the Budget Director is authorized to allocate additional capital appropriation to projects when the grantor authorizes grant funds or other financial awards for use on such capital projects.

All grants are required to include indirect cost, unless disallowed by the granting agency, the grant does not fund personnel costs, or the inclusion of indirect cost is otherwise waived by the Budget Director during negotiations with the granting agency.

All grants or other financial awards submitted for inclusion on the County Board Agenda shall state the following: Budget and Management Services has received all requisite documents and determined the fiscal impact of such grant or financial award on Cook County, if any.

The Comptroller and the heads of the various departments and agencies of County Government shall administer the revenues of grants or other financial awards received by standard accounts, in accordance with the standard classification of accounts.

The Budget Director shall issue a report to the Board of Commissioners and the Cook County Health System Board by the 15th day after the end of each quarter identifying (i) all awards received and (ii) any grants, grant amendments, grant renewals or financial awards approved by the Budget Director pursuant to the terms of this Section 27, during the preceding quarter; provided that the fourth quarter report shall be submitted by the 31st day of January.

The Budget Director shall promulgate rules to County Agencies regarding the contents of a grant application, and the review and approval process for grant or financial awards, as well as the limitations of authority placed on the Veterans Assistance Commission of Cook County, the Land Bank Authority and CCH, and the documents that must be submitted for review to the Department of Budget and Management Services prior to seeking approval by the County Board or seeking the application, renewal or acceptance of a grant or financial award.

Section 29. Notwithstanding any other provision of this Resolution and Annual Appropriation Bill for Fiscal Year 2024, the maximum amounts available for appropriation to each budgetary unit or groups of budgetary units shall be set at 97% of the Final Adopted Appropriation for the personnel and non-personnel accounts identified by the Budget Director each fiscal year. The Budget Director has the sole discretion and is hereby authorized to release a portion of this holdback or allotment upon request and justification by the Agency. Should an Agency's request for a release of the holdback be denied by the Budget Director, the Agency may request a release directly from the Board of Commissioners. Should the Budget Director deny a request from CCH, the Veterans Assistance Commission of Cook County, or the Land Bank Authority for a holdback release, CCH, the Veterans Assistance Commission of Cook County, or the Land Bank Authority may request the release directly from the Board of Commissioners with notice to their applicable governing board.

For purposes of controlling expenditures, the expenditure of or incurring of obligations against any appropriation may be further delayed, restricted, or terminated with regard to any object or purpose for which appropriations were made in the appropriation bill or resolution. A monthly schedule for the year of proposed expenditure, including any limitations or conditions against appropriations for each bureau and/or agency shall be made within 30 days of the adoption of the annual appropriation bill, and such schedule, as amended by the President of the County Board, shall be binding upon all Agencies, and such schedule of expenditure or of incurring obligations may not be exceeded, provided that any such schedule may be revised after three calendar months have elapsed since the last schedule. The monthly schedule and holdback provisions may differ across bureau/ or agency based upon expenditures and revenues.

Section 30. Where Agencies identify new revenues or modifications to existing revenues for purposes of avoiding decreases in appropriations, the Agency must complete a revenue business case in the form and manner provided by the Budget Director. Such approved new or modified revenues shall be allocated based on the Allocation of Revenue to Appropriations, by Fund and Program as shown in the Revenue Section. In like fashion, where such new or modified revenues fall short of their Revenue Estimate, the Chief Financial Officer, the Comptroller, or the Budget Director shall report the shortfall to the Board of Commissioners which may result in an amendatory reduction in appropriation authority previously granted to the budgetary unit(s), based on the Allocation of Revenue to Appropriations, by Fund and Program.

Annual revenue projections for all fees administered by Elected Officials shall be determined by the office of the Elected Official with appropriate jurisdictional authority over the fee(s). Each office, department, or agency with said authority shall be responsible for preparation of an annual plan to collect revenues at a sufficient level to meet projections. In the event that revenue generated from a fee does not meet the annual projection and a shortfall is projected, as determined by the Budget Director at the end of each quarter, and when it is further determined that the shortfall is a result of a failure to impose a fee as required by law, or a failure to properly administer and collect a fee as required by law, the Budget Director shall report the shortfall to the Board of Commissioners for an amendatory reduction in appropriation authority previously granted, based on the Allocation of Revenue to Appropriations, by Fund and Program.

Notwithstanding this Section, when any Elected Official (or head of a department, office, institution, or agency) files a written Notice of Non-Concurrence with the Chief Financial Officer, the Comptroller, and the Budget Director of the County, not more than ten (10) days after amendatory action by the County Board, when such action results in an upward revision of any previously stated revenue estimate wherein the budgetary unit(s) so stated has management authority over the revenue generating activities, appropriations shall not be reduced as provided above.

- Section 31.** The Comptroller shall make available to the Finance Committee of the County Board a monthly report of revenue and expenses for the General Fund (which includes the Corporate and Public Safety Funds), the Health Enterprise Fund and Special Purpose Funds. The Comptroller shall also issue a monthly Appropriation Trial Balance that includes appropriations, expenditures, and unencumbered balances for the current fiscal year to the Board of Commissioners, other County elected officials, bureau chiefs, and department heads.
- Section 32.** Any employee who is required and is authorized to use his or her personally owned automobile in the regular conduct of official County business shall be allowed and reimbursed under the Cook County Business and Travel Expense Reimbursement Policy. This policy will supersede any other business or travel expense policy, except those provisions that may be contained in contracts approved by the County Board between the County and recognized collective bargaining agents. The Cook County Business and Travel Expense Reimbursement Policy is subject to change and such changes shall be issued by the Chief Financial Officer.
- Section 33.** The County's Financial and Anti-Fraud Policies set forth in Volume I of this Appropriation Bill are fully incorporated herein by reference and hereby fully adopted. Said Financial and Anti-Fraud Policies apply to all Agencies, Employees, Appointees and Elected/Appointed Officials and are supplemental to provisions mandated in the County's Code of Ordinances. To maintain the fiscal stability considered important by credit rating agencies and in accordance with Government Finance Officers Association recommended best practices, an unreserved fund balance shall be carried to provide adequate support for the County's bond ratings, to protect against unanticipated revenue shortfalls, and to guard against contingencies. Cook County will maintain a prudent level of financial resources, as established in said Financial Policies, to protect against reducing service levels or raising taxes and fees due to temporary revenue shortfalls or unpredicted one-time expenditures in the current and future fiscal years.
- Section 34.** Any excess CCH revenues received in Fiscal Year 2024, shall be designated to fund CCH, as approved by the Budget Director. A continuing appropriation is established for all amounts necessary for the express purpose of allowing the Health System to comply with payment terms of its Managed Care agreements. Any such continuing appropriation, under such controls as imposed by the Budget Director, shall be appropriated strictly and solely to the Managed Care Claims (521155) account to pay for costs associated with managed care members or to fund amounts to the health plan services reserve fund (the "Health Plan Services Reserve"). Any such continuing appropriation for Managed Care Claims is contingent on the Health System's managed care expenditures not exceeding capitation revenue. Excess revenues shall not include a designated grant or financial award. Grants and financial awards not anticipated in the annual appropriation may be appropriated in accordance with Section 27.

If CCH's net patient fee revenues collected through Medicaid, Medicare, Private and other payors, as well as Directed Payments received in FY2024 exceed the total amount budgeted for FY2024, CCH is authorized to utilize up to 30% of any such excess CCH net patient fee revenues, including directed payments, received in Fiscal Year 2024 as a continuing appropriation to address any increased costs related to direct patient care not otherwise appropriated, upon the approval of the County Budget Director. Any such continuing appropriation, under such controls as imposed by the Budget Director, shall be appropriated strictly and solely to account for increased costs related to direct patient care not otherwise anticipated. Any such continuing appropriation is contingent

on CCH's total expenditures not exceeding total revenue. Excess revenues shall not include a designated grant or financial award are defined as amounts received in excess of Budget. Grants and financial awards not anticipated in the annual appropriation may be appropriated in accordance with Section 28.

Section 35. For the purpose of enabling the County to have in its treasury sufficient funds to meet demands of Health Plan Services' claims and other Health Plan expenses and to provide adequate support for the County's bond ratings and protection against unanticipated revenue shortfalls at Health Plan Services, the Health Plan Services reserve account is hereby established. The Chief Financial Officer may from time to time transfer funds into the Health Plan Services Reserve, provided that each transfer of funds into the Health Plan Services Reserve is, in the opinion of the Chief Financial Officer, feasible and prudent, taking into account the then-current and projected state of the County's revenues, authorized expenditures and total Health Plan Services Reserves, provided further that the Chief Financial Officer shall notify the County Board, the Cook County Health Board, and the CCH Chief Financial Officer immediately upon such transfer. Health Plan Services Reserve funds may be invested in accordance with the investment policy of the Cook County Treasurer's Office and the Illinois Public Funds Act (30 ILCS 235). The Chief Financial Officer, with approval from the Cook County Health Board, may utilize funds from the Health Plan Services Reserve for payment of claims and other health plan expenses.

Section 36. Any additional revenues received in the State's Attorney's Narcotics Forfeiture, the Sheriff's Operations State Asset Forfeiture, and Money Laundering State Asset Forfeiture special purpose funds in excess of the appropriation on a cash basis for Fiscal Year 2024 shall be designated to the aforementioned special purpose funds, respectively, under controls as imposed by the Budget Director to pay for additional costs within these funds. This provision shall constitute a continuing appropriation of amounts necessary for such purposes subject to applicable procurement rules. Excess revenues shall not include a designated grant or financial award. Grants and financial awards not anticipated in the annual appropriation may be appropriated in accordance with Section 28.

Section 37. Any excess Land Bank Authority revenues received in Fiscal Year 2024 shall be designated to fund the Land Bank Authority. This provision shall constitute a continuing appropriation of amounts necessary for such purposes as may be authorized pursuant to Chapter 103, Article I, Section 103-1, et seq., of the Cook County Code.

The Land Bank may expend such sums as it draws against a Line of Credit that it is party to as approved by the Board of Commissioners, under such limits of repayment requirements as established by such Line of Credit. Excess revenues shall not include a designated grant or financial award. Grants and financial awards not anticipated in the annual appropriation may be appropriated in accordance with Section 28.

The County may appropriate corporate funds to the Land Bank in accordance with this Resolution and Annual Appropriation Bill to offset expenditures of the Land Bank.

Section 38. The County has established a Motor Fuel Tax Fund, and the Illinois Highway Code authorizes any and all expenditures resulting from capital projects approved by the Illinois Department of Transportation to be paid from Motor Fuel Tax revenues. With the 2024 Appropriation Bill the County shall transfer \$6,016,750 from the Motor Fuel Tax Fund to the Public Safety Fund to specifically reimburse the Public Safety Fund for Sales Tax Revenues that will be deposited into the pledged debt service account for the Series 2022B Sales Tax Revenue Bonds during the course of Fiscal Year 2024. The Cook County Treasurer is hereby directed to execute the transfer

from the Motor Fuel Tax Fund upon written request by the Comptroller. The Comptroller shall provide notice to the County Board of the executed transfer within thirty days of the transfer of dollars from the Motor Fuel Tax Fund to the Public Safety Fund.

- Section 39.** The Transportation Home Rule Taxes Special Purpose Fund (“Transportation Fund”) exists for the receipt of revenues from the Wheel Tax (sunsetting in FY2023), County Use Tax, Gasoline and Diesel Fuel Tax, Parking Lot & Garage Operations Tax, New Motor Vehicle Tax, and Non-Retailer Transfers of Motor Vehicles Tax, and, to the extent that such revenues are subject to Article IX, §11 of the Illinois Constitution (also known as the “Safe Roads Amendment”), authorizes the use of such revenues to offset transportation-related expenditures authorized under the Safe Roads Amendment. With the 2024 Appropriation Bill, the County will allocate up to \$248,400,000 of expenditures from the Public Safety Fund to the Transportation Fund in accordance with the County’s [Analysis of Safe Roads Amendment Expenditures Report](#). The Budget Director is hereby further authorized to allocate or transfer expenditures from the Public Safety Fund to the Transportation Fund in accordance with the County’s Analysis of the Safe Roads Amendment Expenditures Report. The inclusion of these six taxes within the Transportation Fund does not waive any of the County’s defenses regarding the applicability of Article IX, §11 of the Illinois Constitution. The County reserves the right to remove some or all the above noted taxes from the Transportation Fund pending the results of litigation.
- Section 40.** The Equity Fund addresses historically disinvested and vulnerable communities which may include but are not necessarily limited to communities impacted over time by a lack of economic investment, declining property values and tax receipts, limited employment opportunities and household income, declining population, disproportionate exposure to crime and violence, or environmental and health hazards, or limited access to healthcare. Funding within the Equity Fund shall be allocated for the recommendations identified within the [2021 Cook County Equity Fund Report](#) and other priorities identified by the Equity Fund Taskforce. Budget allocations for Equity Fund initiatives and priorities in the Annual Appropriation Bill include estimated carryforward of the funding from the prior fiscal year. In the first quarter of the fiscal year, the Budget Director shall review the final expenses for each initiative and priority and amend the allocation of initiative funding not to exceed the final available fund balance. The Budget Director shall not increase the total annual appropriation of the Fund. Further, budget transfers within the Equity Fund, necessary to execute the Equity Fund Taskforce initiatives and other priorities established by the Equity Fund Taskforce, shall be allowable subject to the review and advance approval of the Budget Director.
- Section 41.** Employment Grievance and Labor Resolution by the Bureau of Human Resources – The Chief of the Bureau of Human Resources for Cook County shall be granted the authority to settle employment related grievances, arbitrations, and mediations without Board approval at the same settlement authority level as the Cook County State’s Attorney’s Office has in litigation matters. A monthly report of such settlements approved by the Chief of the Bureau of Human Resources shall be directly provided to the Litigation Committee, a subcommittee of the Cook County Finance Committee.
- Section 42.** Claim Resolution by the Department of Risk Management – The Department of Risk Management shall be granted the authority to resolve and execute small liability claims and settlements and recoveries for an amount not to exceed \$25,000 for bodily injury and \$25,000 for property damage per occurrence, and the resolution of medical

bills in accordance with the County Jail Act and Cook County Ordinance 10-0-48. A report of such approved claim resolutions shall be made available to the Finance Committee of the County Board on a monthly basis by the Director of Risk Management.

Section 43. Severability - If any section, paragraph, or provision of this resolution shall be held to be invalid or unenforceable for any reason, the invalidity or unenforceability of such section, paragraph or provision shall not affect any of the remaining provisions of this resolution.

Section 44. Repealed - All ordinances, resolutions or orders, or parts thereof, in conflict with the provision of this resolution are to the extent of such conflict hereby repealed.

Section 45. Constitutional power of the County - The Resolution is adopted pursuant to the constitutional and home rule powers of the County notwithstanding any provisions of the Illinois Compiled Statutes to the contrary.

Section 46. The Budget Director and the Comptroller are authorized to correct any factual errors or appropriation adjustments from the Appropriation Adjustments (580380) account in the Annual Appropriation Bill and to implement the adopted Amendments with any required modifications.


Section 47. Effective Date - The County Board hereby finds that this Resolution shall be in full force and effect immediately upon its adoption by the Board and approval by the President of the County Board.

Approved and Adopted this 16th day of November 2023.



TONI PRECKWINKLE

President of the Cook County Board of Commissioners



Attest: **KAREN A. YARBROUGH**, County Clerk



POLICIES

Cook County government is dedicated to delivering the highest levels of public service, while minimizing the use of taxpayer resources. The County recognizes that the best method for achieving this goal is to incorporate strong, goal-oriented financial policies and practices into all of its operations. Through the use of strategic planning and a sound resource allocation process, the County strives for fiscal resiliency that will ensure its core functions and mission are met even in the face of economic adversity.

The Cook County financial policies contained in this section provide a framework for the efficient and fiscally responsible management of County operations. The financial policies have been developed to (1) conform to Government Finance Officers Association (GFOA) and the National Advisory Council on State and Local Budgeting (NACSLB) best practices; (2) comply with the Cook County code of ordinances and State of Illinois statutes; and (3) provide various County entities with sound direction in managing the County's operations in an efficient and fiscally responsible manner.

1. BUDGETING POLICIES

ADOPTION OF A TIMELY BALANCED BUDGET

Cook County is committed to producing a balanced budget in a timely fashion.

The Cook County Board of Commissioners, in accordance with the applicable County code ordinance, will adopt an annual appropriation, which will appropriate sums of money to defray all necessary expenses and liabilities of Cook County. The County is committed to adhering to a balanced budget under normal circumstances and will provide disclosure when deviations are expected in either the preliminary budget forecast and/or executive budget recommendation before the start of the next fiscal year.

Illinois statute provides that the Board of Commissioners adopt the annual appropriation bill prior to or during the first quarter of each fiscal year. County ordinance requires a budget forecast to be published no later than June 30th in any given year, in order to identify both the expected year-end status of the current fiscal year and to provide an initial estimate for the ensuing fiscal year. An executive budget recommendation shall be presented no later than October 31st and be designed with the County's long-term financial outlook in mind, minimizing the use of non-recurring measures in favor of a structurally balanced approach. The final budget and appropriations are approved and adopted by the Cook County Board of Commissioners, with a target of adopting a balanced budget (where total revenues equal total expenses) prior to the start of the ensuing fiscal year. Adopting a structurally balanced budget before the start of the fiscal year allows for greater accountability and enhanced capacity to make mid-year corrections.

The annual budget document will also include:

- An overview of all available funding in a "Revenue Section".
- Identification of the key variables that affect the level of revenue.
- Assessments of the level at which capital investment can be made in a "Capital Budget".
- Identification of future commitments and resource demands in a long-term forecast.

MULTI-YEAR FORECASTING OF REVENUES AND EXPENDITURES

The County recognizes the importance of forecasting revenues, other resources and expenditures in order to understand the level of funding available for services and investment in capital improvement and equipment. The County will employ a conservative, but realistic forecasting approach, allowing it to forecast revenues and expenditures as accurately as possible, as well as provide worst- and best-case scenarios. The approach shall also incorporate annual recommendations of the Independent Revenue Forecasting Commission. Assumptions for expenditure forecasts are consistent with parallel revenue and program performance assumptions. The forecasts shall be reviewed by the Independent Revenue Forecasting Commission. Forecasting methodology will incorporate the following elements:

- Analysis of historical, demographic, micro-economic, macro-economic and regulatory trends.
- Impact of strategic operational initiatives on future revenue and expenditures.
- Linear regression analysis for revenues to predict possible trends.

FINANCIAL POLICY REVIEW AND ADOPTION

Cook County will review the financial policies contained herein and any potential new policies annually during the budget process to ensure continued relevance and to identify any gap areas that should be addressed by new policies.

2. REVENUES

REVENUE DIVERSIFICATION

Prudent planning requires understanding the revenue streams that finance County operations. County revenue policies aim to achieve financial resiliency and thus minimize or eliminate service disruptions caused by revenue shortfalls through (1) limiting the exposure to one-time revenues; (2) conservatively estimating unpredictable revenues that fund ongoing expenditures; and (3) by diversifying its revenue base to avoid a single point of failure or overreliance on a single revenue solution.

The County requires a diversity of revenue sources in order to improve its ability to handle fluctuations in individual revenue sources associated with economic conditions. The County will review its projected revenue stream annually in conjunction with the executive budget recommendation in order to (1) improve its revenue diversity to the extent feasible, and (2) ensure that taxes levied do not pose an undue burden on County residents or businesses or result in adverse economic effects when measured against the associated public services provided.

ONE-TIME AND UNPREDICTABLE REVENUES

The County defines one-time revenues as those that cannot be relied on in future budget periods. In order to decrease the County's dependence on these types of revenues, as well as mitigate the risk of not having these revenues in the future, the County shall use one-time revenues sparingly for recurring expenses. Prior to using one-time revenue for recurring expenses, the County must ensure that the source is structurally sound and that other revenue sources have been ruled out or exhausted. The source of one-time revenues must be thoroughly vetted, and a determination must be made whether the revenue will be used for either general fund or capital expenditures. The County will identify the one-time non-recurring revenues and aggregate them within the Executive Budget Recommendation.

When dealing with unpredictable revenues, revenue estimates must be made in a conservative manner, and accompanied by a commitment to reduce expenditures mid-year if the updated revenue estimates within the mid-year budget forecast show revenues not meeting projections.

FEES

Cook County imposes certain user fees to fund the provision of goods and services. A fee is imposed as a result of the public need to regulate activities, typically related to health, safety, or other protective purposes. Fees result in the purchase of a privilege or authorization and are applied to such activities as building permits and certain property tax-related services.

Per County code, Cook County maintains a comprehensive list of County fees. Some fees may be set at levels sufficient to cover the entire cost of service delivery or the service may be subsidized, as the County deems appropriate. The County

will systematically review user fees and rates and consider adjustments as necessary to take into account the effects of additional service costs and inflation and to ensure that the rates will continue to support direct and indirect costs of operations, administration, plant maintenance, debt service, depreciation of capital assets, and moderate system extensions. The fee setting process will include (1) a calculation of the full cost of providing a service to provide the basis for setting the fee; and (2) a periodic review of the fees to ensure they are set at competitive rates.

3. GRANTS

Cook County Grants Management Policies are developed and enforced to (1) strengthen the oversight and requirements for internal controls; (2) ensure accountability of County agencies managing grant funds; and (3) ensure compliance with applicable federal, state, and County laws and regulations.

Each County agency applies and implements grant programs based on agreed upon compensation, performance, regulations, and guidelines outlined by each granting agency through a written and executed grant agreement. The County will only seek out grants that are consistent with its public mission and stated priorities and when the cost of administering the grant is at least fully offset by the funds received.

All County agencies shall adhere to procedures outlined in the County's Grants Manual for general administration of the grant, including accounting, budgeting, revenue recognition, eligible expenditure and reporting.

4. ASSET MANAGEMENT, CAPITAL IMPROVEMENT PLANNING AND BUDGETING OF CAPITAL

The following policies establish the framework for the County's overall capital asset planning and management. They provide guidance for current practices and a framework for evaluation of proposals for future projects. These policies also seek to improve Cook County's financial stability by providing a consistent approach to long-term fiscal strategy.

CAPITAL BUDGET

The appropriation of the capital budget is part of the annual budget process. The capital budget will be directly linked to, and flow from, the multi-year Capital Improvement Program, the Transportation and Highway Program, and the annual Capital Equipment Program. Modifications, however, may be necessary based on changes in the project scope, funding requirements, or other issues.

CAPITAL IMPROVEMENT PLAN

The County's Capital Improvement Program (CIP) sets forth the plan for the design, construction and renovation of buildings and building systems, making them safe, functional, efficient, and cost-effective to deliver Cook County services to the public.

The CIP will be based on the capital renewal and deferred maintenance priorities of the County and will contain an analysis of the following:

- A 10-year plan for future investments
- The impact on future debt service costs
- The impact on the operating budget

CAPITAL FUNDING

Capital funding will be made using the following criteria:

- Use of debt to finance components of the capital budget will be used only when other financing sources have been evaluated and deemed unavailable.
- To the extent possible, improvement projects and major equipment purchases will be funded on a pay-as-you-go basis from existing or foreseeable revenue sources.
- All equipment with a useful life of less than 5 years will be funded through pay-as-you-go means.
- The County will prioritize equipment/projects costing less than \$150,000 and equipment/projects with lower useful life to be funded through pay-as-you-go means.
- The County will seek to decrease the planned budgeted expenditure on debt supported capital equipment every year with the goal of eventually funding capital equipment through pay-as-you-go means entirely, with the exception of large non-recurring multi-year initiatives to acquire entirely new depreciable technology.
- The County will limit and clearly identify any County personnel that are associated with a capital project to be funded from debt proceeds and will avoid the funding of recurring personnel costs from debt proceeds.

DEBT ISSUANCE

Because interest costs impact our taxpayers and long-term financial flexibility, debt financing should be utilized only for the creation or full replacement of capital assets. Debt (including capital leases) may only be used to finance capital, including land acquisition, not ongoing operations. Projects that are financed through debt must have a useful service life at least equal to the debt repayment period.

FIXED ASSET INVENTORY

The County shall have a policy to inventory and assess all major capital assets annually. Accurate inventories of all physical assets, their condition, life spans, and cost will be maintained to ensure proper stewardship of public property.

ACHIEVEMENT OF MAXIMUM USEFUL LIFE

Cook County shall operate and maintain its physical assets in a manner that protects the public investment and ensures achievement of the assets' maximum useful lives. Establishing clear policies and procedures for monitoring, maintaining, repairing and replacing County equipment and essential components are central to good management practices. The County will develop written policies and procedures that address:

- Determination of ideal inventory totals per asset category.
- Multi-year planning for renewal and replacement cycles using steady state analysis.
- Determination of the best available funding stream for asset classes.

- Annual maintenance plans that avoid unnecessary deferred maintenance costs.

NEW FACILITIES

New County facilities will be planned within the overall business and service objectives of Cook County. To ensure that the public gains the maximum utility from the new facility or capital asset, the County will identify the full cost of building and operating the facility throughout its useful life. Resources generated from its operation or other sources will be identified to meet these needs. Acquisition or construction of new facilities shall be done in accordance with County adopted facility and/or master plans. Prior to approving the acquisition or construction of a new asset, an estimate of the full cost to operate and maintain the facility through its useful life and the plan for meeting these costs will be established.

5. DEBT MANAGEMENT

The County will prudently manage the issuance of debt to ensure that debt does not unduly burden County taxpayers or pose a risk to the County's credit ratings and overall credit worthiness.

Accordingly, the following self-imposed limitations will be observed:

- Direct debt will not exceed 1.25% of the estimated market value of County property or 4% of Equalized Assessed Valuation (EAV).
- Direct debt measured per capita will not exceed \$1,000.
- Annual debt service costs associated with long-term debt obligations, as measured by the Debt Service Fund, should not be reasonably projected to exceed 15% of all funds' operating expenditures of the County in any given year.
- Any capital project or equipment funded through the issuance of bonds will be financed for a weighted average period not to exceed the life of the project or equipment.
- Annual debt service growth (including any issuance of new money) is aligned with the Federal Reserve's long-term aim for inflation at 2% and capped at a \$400.0 million threshold.
- Variable rate debt will not exceed 20% of the total debt portfolio without a commitment to an analysis of variable rate assets and liabilities reflected on the County's balance sheet.
- Variable rate debt will not exceed 25% of total debt at any time.

The County may use various types of short-term borrowing as a cash management tool to provide interim financing for temporary cash flow deficits within a 12-month period and may not exceed in aggregate the amount of one month of general fund operating expenditures. Such types include, but are not limited to, short-term debt obligations (like commercial paper, tax anticipation notes, taxable short-term bonds, working cash notes, bond anticipation notes, lines of credit as well as any other appropriate instruments). In addition, the following processes will be observed:

- Communication will be maintained with bond and credit rating institutions, as well as capital market participants, lending institutions and financial advisors, regarding current and future financial conditions.
- Timely and comprehensive market disclosures will be provided, to include third-party credit agreements, budgets and Comprehensive Annual Financial Reports.
- Post filings promptly within 15 days of execution.

- In accordance with changes made in 2009 to Rule 15c2-12, those filings must be made electronically at the Electronic Municipal Market Access (EMMA) portal (www.emma.msrb.org).
- Maintain an up-to-date Investor Relations Page.
- Provide full and comprehensive disclosure of annual financial, operating and other significant information in a timely manner.
- The County's credit agreements will not contain immediate acceleration provisions and acceleration will only be allowed upon the completion of a tax levy, extension and collection cycle.
- Use of Swaps/interest rate derivatives may only be used to achieve a specific objective consistent with the County's overall Debt Policy and as a measure to reduce or hedge interest rate risks the County is otherwise exposed to, furthermore:
 - o The County will not use interest rate swaps that are speculative in nature or increase the overall risk profile of the County.
 - o The County will not execute such agreements with counterparties that are rated lower than A2/A/A from Moody's Investors Service/Fitch Ratings/Standard & Poor's and will require collateral from any counterparties that are downgraded below such a threshold.

6. OPERATING/CAPITAL EXPENDITURE ACCOUNTABILITY

At a minimum, on a quarterly basis, operating expenditures will be reviewed via the budget forecast to ensure that they follow the plan set forth by the current year's Adopted Appropriation. If the budget forecast finds that operating expenditures will exceed the Adopted Appropriation, corrective actions, such as expenditure reductions, shall be implemented.

An annual review of capital expenditures shall be completed. This shall include a review of capital expenditures and encumbrances in relation to both the current budget and over the entire life of the respective project. This will be completed in order to ensure that capital funding is being spent according to the original plan approved when funds were obtained. If funds are not being spent according to plan, corrective action shall be taken. Corrective actions can include, but are not limited to, expenditure reductions, reallocation of capital funds and the sweeping of associated funds.

In FY2024, appropriations and authorized expenditures pursuant to Art. IX, Section 11 of the Illinois Constitution and the County's [Analysis of Safe Roads Amendment Expenditures Report](#) are for transportation purposes authorized by the 2024 Appropriation Bill and shall be charged against the Transportation Related Home Rule Taxes special purpose fund. The Director of Budget and Management Services is further authorized to deem additional appropriations and expenditures for transportation purposes per the Analysis of Safe Roads Amendment Expenditures Report.

ENCUMBRANCES

An encumbrance is an accounting transaction where funds from a specific budgetary account are claimed for a specific purpose. Encumbrances allow the County to properly fund services that have been rendered and invoiced, but not yet paid. A fiscally sound encumbrance policy allows the County to liquidate encumbrance balances that are no longer required, while ensuring that our financial obligations are fully funded.

Accordingly, all operating fund encumbrances are available for the fiscal year following the date they are issued. One year later, all associated purchase orders that have not been expended are cancelled, unless the Department of Budget and Management grants an extension per the using department's request. While capital improvement and capital equipment encumbrances tend to have a longer encumbrance period, they are still evaluated using the same methodology for operating fund encumbrances.

7. LONG-TERM FINANCIAL PLANNING STRATEGY

The County recognizes that long-term financial planning is a key process to the County's goal of being fiscally responsible. Within the Annual Appropriation, the County shall forecast general fund, transportation fund and health enterprise fund revenues and expenditures five years into the future. This forecast will help the County plan where to allocate resources in future budgets. This forecast shall be updated annually with each budget and published in the Executive Summary section of Volume I of the Annual Appropriation. The revenue forecast will be informed by recommendations provided by the Independent Revenue Forecasting Commission (IRFC). The deliberations of the IRFC and their annual recommendation will be published on the County's website.

The County's long-range financial planning will help recognize the effects of economic cycles on the demand for services and the County's resources. Cook County financial planning will help ensure the delivery of needed services (many of which become more critical during economic downturns) by assuring adequate reliance on ongoing resources in order to support continued County services during economic downturns. The County is a major force in a complex regional economic system; hence, it must understand and anticipate changes in both regional and national economic trends in order to engage in strategic financial and management planning. Therefore, to the extent possible the long-term growth rate of the County's expenditures will be targeted to match the long-term growth rate of the County's revenue sources.

8. INVESTMENT MANAGEMENT

Cook County recognizes the need for a prudent, professional, and practical approach to the investment of its funds. The County shall maintain liquid cash balances that reflect its cash flow needs. It is the policy of the County to manage public funds in a manner that will meet cash flow needs, ensure security of principal, and provide the highest investment return while voluntarily complying with the Illinois Public Funds Investment Act (30 ILCS 235), although the County, as a home rule unit of government, is not bound by the Act. A separate investment policy is maintained by the Cook County Treasurer's Office.

Cook County acknowledges three inherent risks associated with investing public funds: (1) credit risk, the risk of investing in instruments that may default; (2) market risk (liquidity), the risk of selling an investment prior to maturity at less than book value; and (3) opportunity risk (yield/return), the risk of investing long term and having rates rise or investing short term and having rates fall, or foregoing investment income on a risk-adjusted basis based on inefficient investment selection.

The County will at all times consider actions to mitigate these risks. These include voluntarily abiding by the set of permitted investments authorized in the Illinois Public Funds Investment Act to reduce credit risk, maintaining good cash flow estimates to reduce market risk, and integrating knowledge of prevailing and expected future market conditions with cash flow require-

ments to reduce opportunity risk. As with investment decisions made with other public funds, the balance is weighted heavily towards avoiding risk; accordingly, safety first, liquidity second, and yield third.

9. FUND DIVERSITY AND STABILIZATION/FINANCIAL RESERVE POLICY

PURPOSE

In its effort to achieve financial resiliency, Cook County has established a diversity of funds. Some of these different funds are used to account for non-current liabilities, like workers' compensation and legal settlements, while others are self-supporting internal funds that contribute to efficient overhead services. The diversity of funds helps reduce the burden on the General Fund and keeps it from becoming a single source of fiscal stress.

Cook County will maintain a prudent level of financial resources to protect against reducing service levels or raising taxes and fees due to temporary cyclical revenue shortfalls or unpredicted one-time expenditures. The County recognizes that financial reserve funds provide the flexibility to respond to unexpected circumstances that may help the County achieve long-term fiscal objectives.

DEFINITIONS

GASB Statement 54 distinguishes fund balances based on the relative strength of the constraints that control the purposes for which specified amounts can be spent. Beginning with the most restrictive constraints, fund balance amounts will be reported in the following categories, though not all Governmental funds will have these fund balances:

- Non-spendable fund balance – amounts that are not in a spendable form (e.g., inventory) or are legally or contractually required to be maintained intact (e.g., permanent fund principal).
- Restricted fund balance – amounts that can be spent only for the specific purposes stipulated by external parties either constitutionally or through enabling legislation (e.g., grants or donations).
- Committed fund balance – amounts that can be used only for the specific purposes determined by a formal action of the Cook County Board of Commissioners (the “Board”). Commitments may be changed or lifted only by referring to the formal action that imposed the constraint originally (e.g. the Board’s commitment in connection with future construction projects).
- Assigned fund balance – amounts intended to be used by the government for specific purposes. Intent can be expressed by the Board or by a designee to whom the governing body delegates the authority. In non-major governmental funds, the assigned fund balance represents the amount that is not restricted or committed. In major governmental funds (like the General Fund) the assigned fund balance represents amounts that are intended to be used by the government for a specific purpose.
- Unassigned fund balance – includes all amounts not contained in other classifications and is the residual classification of the General Fund only. Unassigned amounts are available for any legal purpose. The unassigned category is also used to fund any deficit balance amounts.

POLICY

Cook County’s financial reserve policy is to maintain an unassigned fund balance for the General Fund (“unassigned fund balance”) of no less than two months (16.67%) or “floor”, and a “ceiling” of three-months-worth (25.0%), of the General Fund’s and Transportation Related Home Rule Taxes Fund’s total expenditures, plus total other financing uses (e.g. trans-

fers out) from the most recent audit. This calculation will be based on the values reported in the Statement of Revenues, Expenditures and Changes in Fund Balance of Governmental Funds in the most recently published Comprehensive Annual Financial Report.

MINIMUM UNASSIGNED FUND BALANCE

Should the unassigned fund balance fall below the two-month “floor”, the County will develop an action plan to replenish it in coordination with the annual adopted budget. The action plan will include the unassigned fund balance from the most recent audit, an estimate of the current year’s ending unassigned fund balance, the assigned fund balance, and a projection of the following three-year’s-ending unassigned fund balance (as needed) derived from the County’s annual long term financial plan. It will also address potential remedial actions that may need to be approved by the Board to achieve the two-month threshold over the next one-to-three years, as necessary, to return the balance to the two-month floor. The CFO may return to the unassigned fund balance any portion of a previously assigned fund balance in order to replenish it.

MAXIMUM UNASSIGNED FUND BALANCE

If the unassigned fund balance should exceed the three-month “ceiling”, the County can use these funds to pay for non-recurring expenses, an outstanding liability (i.e. Pension or Other Post-Employment Benefits (OPEB) or bonded debt) or transfer it to a committed or assigned fund balance in the following fiscal year, subject to the level of approval necessary in the definitions above. Appropriation of any excess unassigned fund balance for any of these uses will be approved in the annual adopted budget and should only be considered if doing so will mean that the projected unassigned fund balance at year-end will not fall below the two-month floor in the upcoming fiscal year.

ASSIGNED FUND BALANCE

The County will maintain an assigned fund balance for the following purpose(s):

Pension Stabilization Fund Reserve: The value retained in the General Fund’s fund balance for Pension Stabilization will be determined by the CFO and may be used to offset unanticipated increases in the pension contributions to the Annuity and Benefit Fund, subject to the adoption of the Resolution and the Annual Appropriation Bill.

Self-Insurance Fund Reserve: The value retained in the General Fund’s fund balance for Self-Insurance will be determined by the CFO, in consultation with the Director of Risk Management, and may be used to offset unanticipated settlements and legal costs, subject to the adoption of the Resolution and the Annual Appropriation Bill.

Infrastructure and Equipment Fund Reserve: The value retained in the General Fund’s fund balance for the Infrastructure and Equipment Fund will be determined by the CFO and may be used to reduce borrowing costs related to:

- Capital projects, including, but not limited to, those associated with environmental, conservation, and social justice initiatives, juvenile programs, local water infrastructure, and other emergency capital infrastructure expenses that mitigate or address the impact of climate change in the region, and
- Capital assets, including, but not limited to, enhanced technology and capital equipment with a useful life of 5 years or less

The above uses are subject to adoption of the Resolution and the Annual Appropriation Bill.

Equity Fund Reserve: The value retained in the General Fund's fund balance for the Equity Fund reserve account may be used to sustain current Equity Fund programs and ARPA programs beyond the eligible ARPA spending period, subject to the adoption of the Resolution and the Annual Appropriation Bill.

ARPA Program Sustainability Reserve: The value retained in the General Fund's fund balance for the ARPA Program Sustainability Reserve will be determined by the CFO and may be used to sustain existing, Board-approved ARPA programs beyond the ARPA eligible spending period, contingent upon a determination by the CFO that the County has exhausted all other reasonable means of funding the programs.

Cook County Health Reserve: The value retained in the General Fund's fund balance for the Cook County Health Reserve will be determined by the CFO and may be used to offset unanticipated costs related to the provision of care, contingent upon a determination by the Chief Financial Officer of Cook County that the Cook County Health and Hospital system has exhausted all other reasonable means of controlling costs or collecting revenues to offset the impact of an extenuating circumstance beyond their control, subject to the adoption of the Resolution and the Annual Appropriation Bill.

The Health Plan Services Reserve: The value retained in the Health Plan Services Reserve will be determined by the CFO in coordination with the CEO of the County's Health Plan Services provider. Reserves may be utilized for health plan expenses when any of the following situations occur:

- Claims payments are aged greater than 90 days,
- Health Plan Services is no longer contracted and receiving capitation payments but must fund remaining claim amounts and expenses,
- Delays in health plan capitation payments are experienced greater than 90 days,
- The Health Plan Services Reserve exceeds industry-standard metrics for reserves, as defined by the Department of Insurance Risk-Based Capital standards, by more than 125%, provided that amounts utilized shall not cause the amount to decrease below 100% of the Risk-Based Capital standard, or
- If a situation arises that may necessitate the use of Health Plan Services Reserves for Health Plan Services expenditures that are not listed in this section, approval of the Cook County Health Board and County Board shall be required.

10. SELF-INSURANCE FUND

Cook County shall maintain a Self-Insurance Fund for employee health benefits, life insurance, unemployment compensation, workers compensation and liability related claims and expenses arising from operations. The purpose of the Self-Insurance Fund is to centralize and mitigate risk to the County and provide certainty to the operating units, while properly allocating indirect costs to operational units. The County will establish a premium or premium equivalent to represent the actuarial estimate of specific health plans based on which funds will be appropriated to each department within the General, Health Enterprise, Special Purpose, and Grant Funds annually. On a monthly basis, the premium or premium equivalent will be charged to each department and credited to the Self-Insurance Fund. The premium equivalent calculation shall be revised as necessary, but at least annually. The County will also establish an actuarial estimate of liability claim payments and an estimate of projected

workers compensation payments which will be appropriated to the General and Health Enterprise Funds annually. On a monthly basis, the cost of workers compensation and liability claims will be credited to the Self-Insurance Fund.

Cook County recognizes that it is prudent to maintain a sufficient level of financial resources to protect against reducing service levels or raising taxes or fees due to large, unexpected or catastrophic events. The County shall strive to maintain a fund balance in the Self-Insurance Fund of not less than the three-year average of claims and payments, notwithstanding fiscal years 2020 and 2021 which were impacted by the COVID-19 pandemic, for worker's compensation and liability claims, to provide financial support to cover unforeseen or catastrophic events and emergencies not covered by any stop-loss insurance procured by the County. However, the intent of the Self-Insurance Fund is not to accumulate a fund balance that is greater than what is required to offset the volatility inherent in such claims. At the end of the fiscal year, if the fund balance is greater than one and a half times the three-year average of claims and payments, notwithstanding fiscal years 2020 and 2021 which were impacted by the COVID-19 pandemic, for workers compensation and liability claims, only then may funds be transferred to the General Fund for operating purposes at the request of the Chief Financial Officer (CFO).

11. ACCOUNTING, AUDITING & FINANCIAL REPORTING

Regular monitoring of budgetary performance provides an early warning of potential problems and gives decisionmakers time to consider actions that may be needed if major deviations in budget-to-actual results become evident. It is also an essential input in demonstrating accountability.

An open government is essential for citizen-driven governance. The importance of this aspect in financial reporting cannot be overstated. Regular and frequent reporting is necessary to provide accountability, educate and inform stakeholders, and improve their confidence in County government. The financial reporting process should include the following criteria:

- The documentation of accounting policies and procedures will be evaluated annually and updated periodically, no less than once every three years, according to a predetermined schedule.
- Maintain an accounting system adequate to provide all of the data needed to allow for the timely preparation of financial statements for the entire financial reporting entity in conformity with GAAP and GASB standards.
- Issue timely audited financial statements, no greater than 180 days after the completion of the fiscal year, in conformity with GAAP and GASB standards as part of a Comprehensive Annual Financial Report.
- On or before June 30th of each year, the Department of Budget and Management Services shall issue an assessment of the fiscal condition of the County prior to the next year's budget cycle in the form of a budget forecast.
- On or before September 1st of each year, the Cook County Board President shall conduct a public hearing on the budget forecast to hear from the public on budget priorities. This input will be taken into account as the executive budget is prepared.
- The Executive Budget Recommendation shall be presented to the Cook County Board of Commissioners by October 31st of each year.

12. PERFORMANCE MANAGEMENT

The use of performance measures and standards in the planning and resource allocation processes, as well as the public reporting of performance information, will result in a more efficient and effective utilization of County resources. Performance

management will also yield improved results for the public and will ensure that the County as a whole is addressing its core functions and mission.

Cook County believes performance management can assess accomplishments and identify areas for improvement on an organization-wide basis. Performance management is used in both long-term and short-term strategic planning and decision-making processes that in turn drive financial performance. The goals and initiatives derived from performance management are used to appropriately determine the allocation of limited county resources.

Performance management utilizes a statement of program mission that identifies the goals and objectives of functional areas within the County. The goals and objectives are prioritized in order to allocate resources over a specific period of time. The outcomes from the objectives must be verifiable, understandable and timely.

These benchmarks are evaluated for program efficiency and effectiveness, which are constantly assessed for improvement. A transparent outcome evaluation is produced which allows for managerial decision-making.

13. EQUITY IN FINANCIAL DECISION-MAKING

Cook County recognizes the disparate impact of many of our revenue sources. Many of the County's revenue streams are regressive by nature. Flat taxes, such as the sales tax, place a higher burden on low-income communities and communities of color, in that these communities often have access to less financial resources, and must pay a higher proportion of their disposable income in order to pay the same amount in taxes as wealthier communities. As a part of our responsibility to promote Open Communities and ensure the best and most equitable use of taxpayer dollars, we commit to limiting our reliance on additional regressive revenue sources.

By endeavoring to forecast our revenues as accurately as possible, we can ensure that we do not raise the existing financial burden on these communities beyond what is required for the functioning of the County government. In the long run, this could allow us to begin correcting historical and current disinvestment in low-income communities and communities of color.

We commit to considering and tracking the specific burdens and historical contexts of the communities we are taxing. By holding true to these principles, we can lower the burdens placed disproportionately on low-income communities and communities of color, while simultaneously ensuring that resources are allocated more equitably to these communities going forward.

COOK COUNTY ANTI-FRAUD POLICY

PURPOSE

Cook County Government is committed to maintaining an environment containing high standards of honesty and ethical behavior by its Officials, Agencies, Board or Commissioner Appointees and Employees. The purpose of this Cook County Government Anti-Fraud Policy ("Policy") is to:

- Prohibit dishonest acts and/or fraudulent activity;
- Advise Officials, Agencies, Appointees and Employees of their responsibility to report suspected fraudulent activity;
- Guide appropriate behavior;
- Assign responsibility for the development of adequate management controls;
- Identify responsibility for performance of investigations relating to allegations of fraud; and
- Inform all Officials, Appointees and Employees regarding their obligations not to engage in fraud, and to assist in deterring fraud, as part of their fiduciary duties to the County.

SCOPE OF POLICY

This policy applies to any fraud, or suspected fraud, involving Officials, Agencies, Appointees or Employees. This Policy supplements, but does not supersede, any fraud-related provisions of the Cook County Independent Inspector General Ordinance, Cook County Ethics Ordinance, Cook County Auditor Ordinance, and the Cook County Procurement Code.

DEFINITIONS

AGENCY OR AGENCIES OF THE COUNTY means offices and departments under the jurisdiction of the Cook County Board President, the Cook County Board of Commissioners, Cook County Health and Hospitals System, Cook County State's Attorney, Cook County Sheriff, Cook County Public Defender, Clerk of the Circuit Court of Cook County, Cook County Treasurer, Cook County Clerk, Cook County Assessor, Chief Judge of the Circuit Court of Cook County, Cook County Board of Review, the Office of the Independent Inspector General, the Cook County Land Bank Authority, and the Cook County Public Administrator.

APPOINTEE means individuals appointed by an Official to any Boards or Commissions created by State Statute or County Ordinance whose members are appointed by the President or Official and is subject to the approval, confirmation or advice and consent of the Cook County Board.

BOARD OR COMMISSION means any Board or Commission created under County Ordinance or State Statute whose members are appointed by the President or Official subject to the approval, confirmation or advice and consent of the County Board.

COOK COUNTY OR COUNTY means Cook County Government and Agencies of the County.

EMPLOYEE means an individual employed by an Agency whether part-time or full-time or by a contract of employment.

FRAUD OR FRAUDULENT ACTIVITY means a deceptive act committed with the intent to secure an improper benefit to oneself or another. A fraudulent act may also involve an omission designed to conceal or mislead.

OFFICIAL means any elected official (or appointed official) of any Agency of the County, regardless of whether the official is compensated.

CONDUCT CONSTITUTING FRAUD

A fraudulent act encompasses a broad range of behavior, including anything calculated to deceive another, whether by presenting false information or concealing the truth. It is conduct involving dishonesty and is willful in nature. As used in this Policy, the term “fraud” and “fraudulent activity” may include, but is not limited to, the following conduct:

- Forgery or alteration of any document or account belonging to the County;
- Forgery or alteration of a check, bank draft, or any other financial document;
- The provision of false or misleading information in a County document or record made with the intent to deceive;
- Misappropriation or theft of funds, services, securities, supplies, or other assets through deceit or willful scheme;
- Impropriety in the handling or reporting of money or financial transactions, when done with an intent to deceive;
- Offering, accepting, or seeking bribes or illegal gratuities;
- Destruction, removal or inappropriate use of Cook County Government property, records, or equipment, when done with an intent to deceive;
- Conduct that involves ghost-payrolling or timecard fraud, including assisting another in this conduct.

DUTIES AND RESPONSIBILITIES

- Officials, Appointees and Employees have a duty to comply with all applicable Federal, State, and County laws, rules, regulations, and policies.
- Officials, Appointees and Employees should be alert for any indication of fraud within their areas of responsibility.
- Any Official, Appointee or Employee of Cook County Government who has a reasonable basis for believing a fraudulent act has occurred, or is occurring, has a responsibility to report such activity to the Office of the Independent Inspector General and, if appropriate, his or her supervisor or department head.
- Any manager who receives a report of fraudulent activity from a subordinate must conduct a reasonable investigation into the matter and, if warranted, report such activity to the Office of the Independent Inspector General without undue delay. Reporting detected or suspected fraud to the Office of the Independent Inspector General in no way limits management’s ordinary responsibility to investigate detected or suspected fraud itself and impose appropriate discipline on subordinates. In addition to the Office of the Independent Inspector General, management may report detected or suspected fraud to other appropriate authorities if warranted.

- Any Official, Appointee or Employee who is unsure if an event or situation constitutes a violation of the Policy may contact the Board of Ethics, the Office of County Auditor, or Office of the Independent Inspector General for consultation or clarification.
- Agencies are responsible for establishing and maintaining proper management controls that will provide for the security and accountability of the resources entrusted to them. The Board of Ethics, Office of County Auditor, and Office of the Independent Inspector General can be consulted for additional information or assistance in establishing such controls.
- Annual countywide training will be provided by the Board of Ethics, Office of County Auditor, and Office of the Independent Inspector General. Officials and Employees have a responsibility to take this training when it is provided and to assist in the provision of this training within their Agencies as requested by the Board of Ethics, Office of County Auditor, or Office of the Independent Inspector General. A copy of the training will be provided to Appointees upon appointment.

NON-RETALIATION

No Official, Appointee, or Employee who has acted in accordance with the reporting requirements of this Policy shall be:

- Disciplined or threatened with disciplinary action for following the Policy
- Retaliated against, punished, harassed, or penalized for following the Policy
- Intimidated or coerced in retaliation for reporting fraud or fraudulent activity in accordance with this Policy
- Employees found to have engaged in retaliatory conduct shall be subject to discipline, up to and including discharge

FALSE ALLEGATIONS

It shall also be a violation of this Policy for any complainant to knowingly make a false allegation of fraudulent activity and/or to make an allegation with reckless disregard for its truth and that is intended to be disruptive or to cause harm, or to harass another individual. Any violation of this section will result in disciplinary action, up to and including discharge.

CONFIDENTIALITY

Any Official, Appointee or Employee contacted with respect to a suspected fraud or an ongoing audit/investigation into fraudulent activity shall treat the matter in a confidential manner. Any violation of this section may result in disciplinary action, up to and including discharge.

SANCTIONS

- In accordance with applicable personnel rules, employees may be suspended or placed on administrative leave during the course of an investigation into allegations involving fraud.
- Employees found to have participated in fraudulent activity may be subject to disciplinary action, up to and including discharge from employment, criminal prosecution, or civil action, and/or fines levied by the Board of Ethics, consistent with the Cook County Ethics Ordinance.
- Employees found to have knowledge of fraudulent activity and who knowingly failed to report the activity may be subject to disciplinary action up to and including discharge from employment.

STATUTORY REFERENCES

Sources of County law related to the protection of the County against fraud include but are not limited to the following:

- Cook County Independent Inspector General Ordinance – Cook County Code, Ch. 2, Art. IV, Sec. 2-281, et seq.
- Cook County Ethics Ordinance – Cook County Code, Ch. 2, Art. VII, Sec. 2-541, et seq.
- Cook County Auditor Ordinance – Cook County Code, Ch. 2, Art. IV, Sec. 2-311, et seq.
- Cook County Procurement Code – Cook County Code, Ch. 34, Art. IV, Sec. 34-120, et seq.



GLOSSARY OF TERMS

ACCRUAL BASIS	An accounting method where expenditures are recorded when goods and services are received and where revenues are recorded when they are earned. It does not take into account when the payment was made or received.
ADMINISTRATION	A functional grouping of County departments that provide select services to other County departments and offices, and to the general public.
ANNUAL APPROPRIATION BILL	An Ordinance approved by the Cook County Board of Commissioners establishing the budget for Cook County government for the fiscal year.
ANNUAL BUDGET	The financial plan for maintaining Cook County government for one 12-month period.
ANNUAL COMPREHENSIVE FINANCIAL REPORT	The official annual report stating the financial position and result of operations of Cook County for the fiscal year. It incorporates an opinion on the Report's general-purpose financial statements by an independent certified public accounting firm.
APPROPRIATION	The legal authorization granted by the Cook County Board of Commissioners to make expenditures and to incur obligations for specific purposes. An appropriation is usually limited in amount and as to the time when it may be expended.
ASSESSED VALUATION	The estimated value of all land and real property in Cook County. The valuation is used as the basis for computing the Property Tax Levy.
AUTO ASSIGNMENT	The process where individuals enrolled in Medicaid who did not select a managed care plan are assigned a health plan based on the State's algorithm. Changes in the levels that are auto-assigned to CountyCare impact membership levels.
BALANCED BUDGET	A budget that has total revenues equal to total expenses.
BOND	A written promise to pay a specified sum of money (called the face value or principal amount) at a specified date or dates in the future, called the maturity date(s), together with periodic interest at a specified rate.
BONDED DEBT	The portion of indebtedness represented by outstanding bonds.
BUDGET	The budget is an estimate of proposed expenditures and the proposed means of financing them.
BUDGETARY ACCOUNTS	Accounts used to enter the formally adopted annual operating budget into the General Ledger.

BUDGETARY CONTROL	The management of a government in accordance with an approved budget to monitor and control expenditures within the limitations of approved appropriations and available revenues.
BUREAU	Organizational unit in which departments with related missions report to single executive such as a Bureau Chief. Cook County has a Bureau of Administration, Bureau of Economic Development, Bureau of Finance, Bureau of Human Resources, Bureau of Technology, and Bureau of Asset Management.
BUSINESS UNIT (COST CENTER)	The division of the County which may require an income statement or balance sheet. This is where all accounting transactions are recorded. For the purpose of recording expenses, these divisions were previously called sub-activities or cost centers.
CAPITAL BUDGET	The estimate of capital project costs. It sets forth each project and equipment purchase, and specifies the resources estimated to be available to finance the projected expenditures.
CAPITAL EQUIPMENT	Equipment items that have physical substance, valued at \$5,000 or more with a useful life of five years or more and depreciable, such as: institutional equipment, office furnishings and equipment, computer equipment, vehicles, automotive equipment, telecommunications equipment, and other equipment.
CAPITAL EXPENDITURES	Expenditures resulting in the acquisition of, or addition, to the County's general fixed assets.
CAPITAL IMPROVEMENT	Improvements or additions to fixed County assets and the acquisition of new County assets. Capital Improvements are detailed in a separate section of the budget and are financed through the direct issuance of general obligation bonds.
CAPITAL RENEWAL	A systematic management process to plan and budget for known cyclic repair and replacement requirements that extend the life and retain usable condition of facilities and systems. Capital renewal is a planned investment program that ensures that facilities will function at levels commensurate with the facilities mission. Included are major building and infrastructure systems and components that have a maintenance cycle in excess of one year.
CASH BASIS	Basis of accounting that recognizes transactions or events when related cash amounts are received or disbursed.

CHARGEBACK	A transaction used for the financing of goods or services provided by one department to other departments or agencies of a government, or to other governments to reimburse costs.
CHART OF ACCOUNTS	<p>A chart detailing the system (numbered and descriptive) of general ledger accounts used to designate funds, expenditures, revenues, and balance sheet accounts.</p> <p>Operating Accounts — Provide funding for the purchase of goods and services deemed necessary throughout the fiscal year, excluding purchases categorized as Capital Outlay (See Object Classification).</p> <p>Capital Accounts (New/Replacement) — These funds provide financing for the purchase of capital equipment. Capital Equipment is defined as durable goods with a useful life of five or more years.</p> <p>Major Capital Accounts — These funds provide funding for certain projects with requirements and with a depreciable life of at least five (5) years.</p> <p>Major Lease of Capital Accounts — These funds provide funding for projects that would benefit from lease financing arrangements. Projects include the lease of the mainframe computer, mainframe printers, and large capacity document printers.</p>
CORPORATE FUND	The funds used to account for all financial resources attributable to government management and supporting services; control of environment; assessment, collection, and distribution of taxes; election; economic and human development; and transportation.
COST-OF-LIVING ALLOWANCE (COLA)	A periodic adjustment to salaries and wages to allow for inflation.
DEBT	An obligation resulting from the borrowing of money or from the purchase of goods and services.
DEBT SERVICE REQUIREMENTS	The amount of money required to pay interest on outstanding debt, the principal of maturing bonds and required contributions to accumulate money to pay off term bonds.
DEFERRED MAINTENANCE	The practice of postponing maintenance activities such as repairs on both real property (i.e., infrastructure) and personal property (i.e., equipment) in order to save costs, meet budget funding levels, or realign available budget monies. The failure to perform needed repairs could lead to asset deterioration and ultimately asset impairment. Generally, a policy of continued deferred maintenance may result in higher costs, asset failure, and in some cases, health and safety implications.
DEPARTMENT	A unit of Cook County government.

DEPRECIATION	A reduction in the value of an asset with the passage of time.
DERIVATIVES	A contract whose value is determined by performance of the underlying asset. The most common underlying assets include stocks, bonds, commodities, currencies, interest rates and market indexes.
DIRECTED PAYMENTS	Payments from the State of Illinois that Medicaid managed care organizations (MCO) pass through to healthcare providers that are intended to fund the difference between the cost-based rates established by the State and the rates that Medicaid MCOs pay to healthcare providers.
EMPLOYEE EXPENSES	A sub-category of the Personal Services object classification. Employee expenses consist of expenditures that are related to employees, but not considered salary or fringe benefits. An example of an employee expense would be the cost of a training program or professional seminar.
ENCUMBRANCES	Encumbrances represent the estimated amount of expenditures from unperformed contracts that would occur if the unperformed contracts in process are completed. Expenditures and liabilities, as defined by GAAP, are not encumbrances. GAAP is a set of accounting standards created by the Financial Accounting Standards Board to create financial consistency and transparency across organizations.
ENTERPRISE FUND	Budget and accounting units created for particular self-sustaining operations, to separate the revenue and financial control of such operations from the County's General Fund.
EQUALIZED ASSESSED	The assessed value of real property, as determined by the Cook County Assessor, multiplied by an annual equalization factor determined for the County by the Illinois Department of Revenue. The Assessed Valuation is the basis for levying property taxes.
EXPENDITURE	Any use of financial resources by Cook County for the provision or acquisition of goods and services for operations, debt service, capital outlay, transfers, or other financial uses.
FISCAL YEAR	A 12-month period for which the Annual Appropriation Bill is enacted. For Cook County, the fiscal year begins on December 1 and ends on November 30 of the succeeding year.
FRINGE BENEFITS	Personnel costs (hospitalization insurance, dental insurance, vision insurance, life insurance, employer match of employee's Medicare contribution, and pension) supplemental to an employee's salary or wages which are paid wholly or in part by the County.
FULL TIME EQUIVALENT (FTE)	A position converted to the decimal equivalent of a full-time position based on 2,080 hours per year. A full-time position would be 1.0 FTE while a part-time position scheduled for a 20-hour week would be 0.5 FTE.

FUNCTION	Specific (or like group) activities or organizational units directed at attaining specific purposes or objectives. The principal functions of Cook County are health care, courts, corrections, assessment of real property, and the collection of property taxes.
FUND (COMPANY)	An independent, self-balancing account used to record revenue and expenditures within the budget. For Cook County, the major funds are the General Fund, comprised of Corporate and Public Safety; the Health Enterprise Fund; the Self-Insurance Fund, Annuity and Benefits Fund, Capital Projects Fund, and the Debt Service Fund.
FUND BALANCE	The difference between assets and liabilities of governmental funds.
FUND TYPES	<p>Enterprise — Budget and accounting units created for particular purposes, particularly self-sustaining operations, to separate the revenue and financial control of such operations from the General Fund.</p> <p>Fiduciary — Funds that are used to account for assets held in trust by the Cook County Government for the benefit of individuals or other entities.</p> <p>Governmental — Funds that are not concerned with profitability and usually rely upon a modified accrual basis. This involves recognizing revenue when it becomes both available and measurable, rather than when it is earned.</p> <p>Major — Local governments often manage and account for their financial activities in a limited number of funds, designated as major funds.</p> <p>Special Revenue — Fund types that are required to account for the use of revenue earmarked by the law for a particular purpose.</p>
GENERAL FUNDS	The funds used to account for all financial resources, except those accounted for in special purpose funds, grant funds and enterprise funds. The General Fund consists of the Corporate and Public Safety Funds.
GENERAL OBLIGATION DEBT	Debt backed by the full faith and credit of Cook County government.
GENERAL PUBLIC	The individuals that Cook County serves.
GRANTS	Contributions of cash or other assets from another government, public or private foundation, or department to be used for a specified purpose, activity, or facility.
GROSS BONDED DEBT	The total amount of direct debt that is composed of outstanding bonds.
HOME RULE COUNTY	A county that has authority to exercise any power and perform any function pertaining to its government and affairs including; but not limited to, the power to regulate for the protection of the public health, safety, morals, and welfare; to license; to tax; and to incur debt.

INFRASTRUCTURE	Public domain fixed assets such as roads, bridges, curbs and gutters, streets and sidewalks, drainage systems, lighting systems, and similar assets that are immovable.
INSURANCE	The transfer of risk of loss from one party (the insured) to another party (the insurer) in which the insurer promises to pay the insured (or others on the insured's behalf) an amount of money for economic losses sustained from specific events.
INTERGOVERNMENTAL REVENUES	Revenues from other governments (federal, state, and local) in the form of grants, entitlements, or shared revenues.
INVESTMENTS	Securities and real estate held for income in the form of interest, dividends, rentals, or lease payments.
LEASE PURCHASE AGREEMENTS	Contractual agreements that are termed leases, but in substance, are purchase contracts.
LEVEL OF SERVICE	Used generally to define the current services, programs, activities, and/or facilities provided by a government to its residents.
LINE-ITEM BUDGET	The presentation of the County's budget in a form which lists each expense in a separate line along with the dollar amount budgeted.
LONG-TERM DEBT	Any obligation of the County with a remaining maturity term of more than one year.
MAJOR CAPITAL EQUIPMENT	Certain equipment items involved in projects with funding requirements greater than \$1,000,000 and with a depreciable life of greater than five (5) years.
NONRECURRING REVENUES	Revenues collected by the County that are unique and occur at one time only, or follow a sporadic, unpredictable pattern.
OBJECT ACCOUNT	The numeric system that uniquely distinguishes each account in the County's Chart of Accounts.
OBJECT CLASSIFICATION	<p>The categorization of expenditures grouped by similarity of purpose. For Cook County, the following object classifications are used:</p> <p>Personal Services includes expenditures for salaries and wages, fringe benefits, and other costs directly related to the support of employees. All budgetary accounts 501000 through 501999 are included in this object classification.</p> <p>Contractual Services includes expenditures for routine office/department activities such as printing, transportation, communications and other purchased services. Also, included in this classification are all professional and technical services contracted by Cook County. All budgetary accounts 520000 through 521999 are included in this object classification.</p>

Supplies and Materials includes expenditures for necessary supplies for each department. All budgetary accounts 530000 through 531999 are included in this object classification.

Operations and Maintenance includes expenditures for routine operation and maintenance, such as utility costs and repair of equipment. All budgetary accounts 540000 through 540999 are included in this object classification.

Rental and Leasing includes expenditures for the rental and leasing of office, automotive, medical equipment, and facilities. All budgetary accounts 550000 through 550999 are included in this object classification.

Capital Outlay includes expenditures for the acquisition of fixed assets including land, buildings, and equipment. All budgetary accounts 560000 through 560999 are included in this object classification.

Contingencies and Special Purpose Appropriations includes various unanticipated and estimated expenditures, and reserves. All budgetary accounts 580000 through 589999 are included in this object classification.

OFFICE

A unit of Cook County government. Offices are generally managed by elected County officials. However, the term is also used to designate some nonelective units of County government.

OPERATING BUDGET

The primary means by which most of the financing, acquisition, spending, and service delivery activities of a government are controlled. The Operating Budget excludes capital improvements.

PER MEMBER PER MONTH (PMPM) RATE

A set amount paid by the State of Illinois to Medicaid Managed Care Organizations for each of their members. Rates vary by population group and are determined based on data from all Medicaid managed care plans in the region. The State considers the acuity of members in each of the health plans and reallocates funds to plans with higher member acuity, as a health plan with higher member acuity will likely have higher costs.

PERFORMANCE-BASED BUDGETING

Performance-based budgeting uses statements of missions, goals, and objectives to explain why the money is being spent. It is a way to allocate resources to achieve specific objectives based on program goals and measured results.

PROGRAM

The functional units of a County Department or Agency focused on particular objectives and further delineated with employee and cost data specific to that function.

PROGRAM INVENTORY	A comprehensive listing of services offered by each Cook County Agency or Department to both external and internal users; organized to provide transparency into Cook County governmental services provided to Cook County residents, employees, and elected officials.
PUBLIC SAFETY FUND	The funds used to account for all financial resources attributable to the protection of persons and property (corrections and courts), to include the costs of administering laws related to vehicles and transportation; and government management and supporting services related to ensuring public health and safety in postmortem examinations.
RESERVED FUND BALANCE	Those portions of fund balance that cannot be used for expenditure or that are legally restricted for a specific future use.
REVENUE	The amount of monies collected from taxes, fines, fees, and reimbursements from others for the purpose of financing governmental operations and services.
REVISED REQUEST	A modification to a department's initial request, as deemed necessary, by a department; in conjunction with the Department of Budget and Management Services.
RISK MANAGEMENT	Use of the various ways and means to avoid accidental loss, or to reduce its consequences if it does occur.
SPECIAL PURPOSE FUNDS	These funds are used to account for the proceeds from special revenue sources, and the expenditures for specified or restricted purposes.
TAX EXTENSION	The process of calculating tax rates for all local governments.
TAX LEVY	The total dollar amount of the Cook County Annual Appropriation Bill that is to be covered by property taxes.
TAX RATE	The rate calculated to generate the revenue required from the tax levy. For Cook County, the rate is determined by dividing the final tax levy by the total Equalized Assessed Valuation of County real property.
TRANSPORTATION FUND	The funds used to account for all transportation-related expenses authorized under Article IX, §11 of the Illinois Constitution (also known as the "Safe Roads Amendment"), including the costs of administering laws related to vehicles and transportation.
TURNOVER ADJUSTMENT	The amount used to adjust the projected spending in salaries to account for the decrease in expenditures resulting from vacated positions.
ZERO-BASED BUDGETING	A budgeting approach which breaks down service delivery functions into meaningful identifiable unit costs. Resources are allocated based on the fundamental level of service and budget priorities.

ACRONYMS

ACA	-----	Affordable Care Act
ACHN	-----	Ambulatory and Community Health Network
ADA	-----	Americans with Disabilities Act
AOIC	-----	Administrative Office of the Illinois Courts
ARPA	-----	American Rescue Plan Act
BAM	-----	Bureau of Asset Management
BHC	-----	Building Healthy Communities Initiatives
BHR	-----	Bureau of Human Resources
BIPA	-----	Benefits Improvement Protection Act
BOT	-----	Bureau of Technology
CAGR	-----	Compound Annual Growth Rate
CCAB	-----	Criminal Court Administration Building
CCB	-----	Leighton Criminal Court Building
CCC	-----	Clerk of the Circuit Court
CCDPH	-----	Cook County Department of Public Health
CCH	-----	Cook County Health and Hospitals System
CCSO	-----	Cook County Sheriff's Office
CDOT	-----	Chicago Department of Transportation
CEO	-----	Chief Executive Officer
CEP	-----	Capital Equipment Program
CFO	-----	Chief Financial Officer
CIP	-----	Capital Improvement Program
CMAQ	-----	Congestion Mitigation and Air Quality
CODE	-----	Council on Digital Equity
COLA	-----	Cost of Living Allowance

CPI-U	-----	Consumer Price Index for All Urban Consumers
CPO	-----	-Chief Procurement Officer
CREATE	-----	Chicago Region Environmental and Transportation Efficiency
CTA	-----	Chicago Transit Authority
CTAA	-----	Criminal and Traffic Assessment Act
DBMS	-----	Department of Budget and Management Services
DCPP	-----	Department of Capital and Policy
DEMRS	-----	-Department of Emergency Management and Regional Security
DES	-----	-Department of Environment and Sustainability
DFM	-----	Department of Facilities Management
DOC	-----	Department of Corrections
DOTH	-----	Department of Transportation and Highways
DSH	-----	- Disproportionate Share Hospital
EAV	-----	-Equalized Assessed Valuation
EM	-----	-Electronic Monitoring
EMMA	-----	Electronic Municipal Market Access
EOWA	-----	Elgin-O'Hare Western Access
ERP	-----	-Enterprise Resource Planning
FCA	-----	Facility Condition Assessment
FCC	-----	-Federal Communications Commission
FCI	-----	Facility Condition Index
FEMA	-----	Federal Emergency Management Agency
FHP	-----	-Family Health Plan
FMLA	-----	-Family and Medical Leave Act
FOIA	-----	Freedom of Information Act
FPD	-----	-Cook County Forest Preserve District

FTE	-----	Full Time Equivalent
GAAP	-----	Generally Accepted Accounting Principles
GASB	-----	Governmental Accounting Standards Board
GBP	-----	Green Buildings Program
GDP	-----	Gross Domestic Product
GFOA	-----	Government Finance Officers Association
GIS	-----	Geographic Information System
GME	-----	Graduate Medical Education
GO	-----	General Obligation
HEF	-----	Health Enterprise Fund
HPS	-----	Health Plan Services
IDOT	-----	Illinois Department of Transportation
ILCS	-----	Illinois Compiled Statutes
IPTS	-----	Integrated Property Tax System
IRFC	-----	Independent Revenue Forecasting Commission
JAC	-----	Justice Advisory Council
JTDC	-----	Juvenile Temporary Detention Center
KPI	-----	Key Performance Indicator
L RTP	-----	Long Range Transportation Plan
MBE	-----	Minority-Owned Business Enterprise
MCCN	-----	Managed Care Community Network
MCO	-----	Managed Care Organization
MEO	-----	Office of the Chief Medical Officer
MFT	-----	Motor Fuel Tax
MWRD	-----	Metropolitan Water Reclamation District
MYP	-----	Multi-Year Capital Improvement Program

NACSLB	- - - - - National Advisory Council on State and Local Budgeting
NPSR	- - - - - Net Patient Service Revenue
OCC	- - - - - Office of Contract Compliance
OCJ	- - - - - Office of the Chief Judge
OCPO	- - - - - Office of the Chief Procurement Officer
OIIG	- - - - - Office of the Independent Inspector General
OPEB	- - - - - Other Post-Employment Benefits
OUP	- - - - - Offices Under the President
PACE	- - - - - Property Assessed Clean Energy
PFA	- - - - - Pretrial Fairness Act
PMPM	- - - - - Per Member Per Month
PPRT	- - - - - Personal Property Replacement Tax
RBI	- - - - - REBUILD Illinois Bond Fund
REASRP	- - - - - Real Estate Asset Strategic Realignment Plan
RFP	- - - - - Request for Proposal
ROI	- - - - - Office of Research, Operations and Innovation
SPF	- - - - - Special Purpose Funds
THP	- - - - - Transportation and Highways Program
TIF	- - - - - Tax Increment Financing
TRF	- - - - - Transportation Renewal Fund
UASI	- - - - - Urban Area Security Initiative
VAC	- - - - - Veterans Assistance Commission
VSC	- - - - - Vehicle Steering Committee
WBE	- - - - - Woman-Owned Business Enterprise
WS+D	- - - - - Workplace Strategy and Design

DEPARTMENT DIRECTORY

The **Department of Administrative Hearings** is an independent entity that hears cases relating to violations of the County Ordinance and violations of the Cook County Human Rights Ordinance.

The **Adult Probation Department** provides the courts with quality information and offers viable, cost-effective sentencing options. Under the Office of the Chief Judge, the department provides a balance of enforcement and treatment strategies, holds offenders accountable, and affords them opportunities to become productive, law-abiding citizens.

The **Ambulatory and Community Health Network (ACHN)** provides quality primary and specialty care services to children and adults in their own communities.

The **Department of Animal and Rabies Control** provides health protection to the residents of Cook County through preparation, education, rabies vaccination and stray animal control.

The **Bureau of Asset Management** is responsible for implementing and monitoring the County's capital improvement program and reviewing policy concerning capital construction in the County. Additionally, it maintains, operates, and repairs County properties and operating equipment. It also provides the personnel and supervision needed to remodel, rehabilitate, construct, and install the facilities, offices, and equipment needed to keep the County functioning.

The **Board of Commissioners** is the governing board and legislative body of the County. It is comprised of 17 Commissioners; each serving a four-year term and elected from single member districts; and is responsible for the management of the affairs of Cook County.

The **Board of Election Commissioners** is responsible for providing a fair electoral system for all citizens, promoting convenient voter registration, encouraging voter turnout, and maintaining state-of-the-art equipment and registration records.

The **Board of Review** provides an efficient and citizen-focused review process to adjudicate real estate assessment appeals in a prompt manner pursuant to the Illinois Property Tax Code.

The **Department of Budget and Management Services (DBMS)** prepares the Annual Appropriation Bill of Cook County and coordinates the development of annual and long-term budgetary projections. Additionally, it coordinates budgetary and central reporting for all County grants, directs an expansive capital equipment program and monitors annual appropriations.

The **Department of Building and Zoning** enforces provisions of the Cook County Building Code and Cook County Zoning Ordinance while governing the erection, construction, alteration, demolition, relocation and/or inspections of all buildings and structures within zoning districts of unincorporated Cook County.

Cermak Health Services of Cook County provides high-quality, effective, and cost-efficient clinical services as well as early disease detection to the detainees at the Cook County Department of Corrections.

The **Chief Administrative Officer** coordinates the activities of the following seven Cook County departments: Animal and Rabies Control, Environment and Sustainability, Transportation and Highways, Law Library, Medical Examiner, Emergency Management and Regional Security and the Office of the Chief Administrative Officer.

The **Chief Financial Officer (CFO)** coordinates and supervises all the financial activities of the County. The Chief Financial Officer manages the Bureau of Finance to ensure financial integrity, encourage streamlined governance, and promote long-term fiscal responsibility.

The **Office of the Chief Judge (OCJ)** administers the Circuit Court of Cook County by providing administrative support and legal research for judges, supervising approximately 2,100 non-judicial employees, reviewing, and addressing the Court's space requirements, providing conciliation services in domestic relations proceedings, summoning jurors, drafting court rules and general orders, and educating the public about the Circuit Court. The Chief Judge also administers the Court's fiscal operations by representing the Court before the Cook County Board of Commissioners and preparing grant applications, budgets, and compliance reports.

The **Chief Procurement Officer (CPO)** leverages the County's purchasing power by managing the contracting process for all County agencies, except those in the Health and Hospital System and Forest Preserve District. Additionally, the office is responsible for the disposition and auctioning of salvage and surplus items no longer needed by the County.

The **Clerk of the Circuit Court (CCC)** keeps records for all judicial matters brought to the Circuit Court. The Clerk is responsible for attending all sessions of the courts, preserving all files and papers associated with judicial proceedings, maintaining a complete record of all determinations made in the Circuit Court, and performing all administrative duties required by law or the rules and orders of the Circuit Court.

The **Community Corrections Department** under the Sheriff includes Electronic Monitoring (EM), the Sheriff's Work Alternative Program (SWAP), and Restoring Neighborhoods Workforce (RENEW). These programs provide public safety, alternatives to incarceration, and community supervision for participants in these programs.

The **Office of Contract Compliance** is responsible for the day-to-day operation of the Cook County Minority Business Enterprise/Women's Business Enterprise/Veterans' Business Enterprise Ordinance. In an effort to make Cook County a more attractive business partner for minority, women and Veteran-owned businesses, the office monitors contractor activities for compliance.

The **Cook County Law Library** provides professional library services at seven branch locations, offering one of the largest and broadest collections of law books in the nation.

The **Department of Corrections (DOC)** under the Sheriff has the statutory responsibility for the detention of persons awaiting trial and those persons convicted of crimes and sentenced for up to one year of incarceration. Additionally, the department coordinates various programming for inmates. The various programs provide substance abuse counseling, vocational skills training, GED services, family counseling and health education to male and female nonviolent offenders. It also houses the fastest growing population within the Cook County Department of Corrections – women. The department consolidates, coordinates, and strategically plans the future intervention, supervision, and service plans for all females within the Sheriff's jurisdiction.

The **County Assessor** is responsible for setting accurate values for more than 1.8 million parcels of real property in Cook County, maintaining fair and equitable real property assessments and maximizing services for Cook County citizens in the processing and understanding of their assessments.

The **County Auditor** audits County fee offices and information systems, works with external auditors on the County's annual audit and performs special audits as directed by the President and the County Board of Commissioners.

The **County Clerk** is the official custodian of Cook County records and books. The office is charged with issuing tax extension rates, permanent real estate tax numbers and new tax codes. As the Clerk of the County Board of Commissioners, the office also keeps all minutes and agendas of Board proceedings. Its vital statistics department is responsible for the safe-keeping of all birth, death and marriage records generated within Cook County and for issuing all marriage applications and licenses, certifying notary publics, and registering businesses operating under an assumed name. Its ethics division follows State and County laws by receiving and administering statements filed under the Illinois Governmental Ethics Act, the Illinois Campaign Financing Act, and the Cook County Lobbyist Registration Ordinance. As of December 2020, the County Clerk assumed the former Recorder of Deeds duties. The County Clerk now records, stores, and provides accurate and easily retrievable information including public records for land transactions, federal and state tax liens, articles of incorporation, and Uniform Commercial Code filings.

The **County Comptroller** reviews and discharges all debts or credits in which the County is financially concerned. The Comptroller maintains a record of all budgetary appropriations, expenditures, encumbrances, and revenues made or received during each fiscal year.

The **County Treasurer** is responsible for the collection of real estate tax revenues and the distribution of those funds to taxing agencies throughout Cook County. The Office also serves as the County's banker responsible for the prudent investment of public funds.

The **Court Services Department** under the Sheriff executes all court orders issued by the Circuit Court of Cook County; maintains decorum and security in the courtrooms of all divisions of the Circuit Court; and is responsible for the apprehension of defendants who fail to respond to court orders. Court Services also supervises the Child Support Enforcement Division of the Sheriff's Office and coordinates the Sheriff's Preventive Programs section.

The **Office of Economic Development** strives to improve the quality of life for the residents of Cook County by implementing programs to ensure affordable housing, infrastructure improvements, and economic growth through effective and coordinated strategic planning.

The **Department of Emergency Management and Regional Security (DEMRS)** provides a Countywide security and emergency management system that responds to, coordinates, and communicates with all county departments, local governments, state and federal governments, and private entities. DEMRS directs efforts to ensure an appropriate County strategy for terrorist threats, attacks, or natural disasters within Cook County. DEMRS develops, coordinates, biennially reviews, and revises strategies and emergency operations plans.

The **Employee Appeals Board** is charged with hearing all appeals of any career service employee, not represented by a union, for disciplinary action relating to discharge, demotion, or suspension for a period of more than ten days to assure fair and equitable treatment of employees in a professional manner.

Enterprise Technology works to plan, develop, and manage enterprise software, hardware, infrastructure, and technology services in conjunction with numerous Cook County agencies. It works to provide County government services that are

cost-effective and easy to use for residents and employees. It also identifies opportunities for cross-agency collaboration to improve efficiency and a greater return on technology investments.

The **Department of Environment and Sustainability (DES)** protects the health and welfare of the people of Cook County through the preservation, protection, and improvement of the environment.

The **Department of Facilities Management** is charged with maintaining and operating Cook County's physical plant, which is comprised of approximately eleven million square feet.

Forensic Clinical Services under the Chief Judge gathers psychosocial histories of defendants and performs psychiatric and psychological examinations. Results and recommendations based on these studies are reported to the appropriate judges of the Circuit Court. The examining clinicians also provide direct testimony in court on issues of fitness to stand trial, questions of sanity at the time of offense and fitness for custody of children.

Health Plan Services (HPS), as part of the Health and Hospital System, provides comprehensive medical care to enrollees in CountyCare, the County's Medicaid expansion program offered through the Affordable Care Act. Health Plan Services coordinates and manages patient care through a Primary Care Medical Home model while creating and implementing all aspects of CountyCare.

Health Services – Juvenile Temporary Detention Center provides quality, timely, effective, and cost-efficient clinical services, and early disease detection to the detainees in the Juvenile Temporary Detention Center in accordance with acceptable community, accreditation, and regulatory standards.

Health System Administration administers all operational, planning and policy matters of the health care institutions, programs, and agencies under the jurisdiction of the Cook County Board of Commissioners.

The **Bureau of Human Resources (BHR)** oversees the County's personnel functions. The department is charged with attracting and retaining exemplary and helpful County employees. It provides the President and other County executives with the necessary flexibility and management control to assure the delivery of quality public service. Additionally, it establishes and enforces equitable hiring and promotion procedures for employees and applicants.

The **Department of Human Rights and Ethics** implements the activities of the Cook County Commission on Human Rights and the Cook County Board of Ethics. The department investigates and adjudicates complaints filed under the Cook County Ethics Ordinance. It also works to prevent discrimination, improve human relations, and encourage ethical conduct in County government. The department works with Administrative Hearings to hear cases related to violations of the Cook County Human Rights Ordinance.

The **Office of the Independent Inspector General (OIIG)** investigates citizen complaints relative to the performance of County employees with respect to any fraud, corruption, or deceit in operating procedures.

The **Independent Revenue Forecasting Commission (IRFC)** develops and analyzes the five-year consensus revenue forecast developed on an annual basis by the Chief Financial Officer (CFO) and provides quarterly updates to the Board of Commissioners.

John H. Stroger, Jr. Hospital is the flagship of the Cook County Health & Hospitals System, with a staff of more than 340 attending physicians along with more than 450 medical residents and fellows, offering a full range of specialized medical services. The hospital maintains a strong commitment to the healthcare needs of Cook County's underserved population, while partnering with communities and providers to enhance public health, and advocate for policies that promote the physical and mental well-being of the people of Cook County.

The **Judiciary** under the Chief Judge administers one of the largest unified court systems in the nation. Through the efforts of over 400 judges and associate judges, the Court completes approximately 1 million cases annually. The judges of the Court are assigned to the County Department, the Municipal Department, or the Juvenile Justice and Child Protection Department.

The **Justice Advisory Council (JAC)** works to improve the administration of justice in the County and formulates recommendations concerning legislation and other measures designed to encourage appreciable improvements.

The **Juvenile Probation and Court Services Department** under the Chief Judge serves the welfare of children and their families within a sound framework of public safety. The department is committed to providing the guidance, structure and services needed by every child under its supervision. In partnership with the community, the Department promotes the healing and recovery of neglected children and directs delinquent children toward reforming their behavior and making responsible decisions.

The **Juvenile Temporary Detention Center (JTDC)** under the Chief Judge provides the children in its custody with a caring environment, useful programs, and a structure that enhances personal development and improves opportunities for success.

The **Department of Labor Relations** works to ensure an effective working relationship between union personnel and Cook County management by facilitating collective, mid-term and impact bargaining, enforcing, and interpreting contract language, and administering contractual processes.

The **Land Bank Authority** facilitates the return of abandoned and tax-delinquent properties to productive use to combat community deterioration, create economic growth and stabilize the housing and job markets. The Land Bank will acquire, hold, and transfer interest in real property throughout Cook County as approved by its Board of Directors to promote redevelopment, support targeted efforts to stabilize neighborhoods, and stimulate residential, commercial, and industrial development.

The **Medical Examiner's Office** determines the cause and manner of death of those decedents whose death falls under the jurisdiction of the office.

The **Department of Planning and Development** is committed to developing sustainable communities by fostering economic opportunities and business development; preserving and expanding the supply of safe, decent, and affordable housing; facilitating infrastructure improvements; promoting fair housing; and supporting programs that address the problems of homelessness.

The **President of the Cook County Board of Commissioners** is the Chief Executive Officer of Cook County. As such, the President directs the administrative functions of the County.

Provident Hospital of Cook County continuously improves the quality and availability of comprehensive primary health care services to residents of Cook County. It works to enhance access to inpatient obstetrical, medical, surgical, and diagnostic services, offer unique teaching, training, and research opportunities, and provide comprehensive emergency services.

The **Public Administrator** provides comprehensive investigative and estate administrative services for Cook County decedents with unknown heirs.

The **Public Defender** is appointed by the court to act as attorney, without fee, for all persons who are held in custody or charged with criminal offense and who the court finds are unable to employ counsel.

The **Public Guardian** under the Chief Judge provides guardianship to adults with disabilities, acts as Guardian ad Litem and/or attorney for minors whose parents are charged with abuse, neglect or are involved in disputed proceedings.

The **Department of Public Health (CCDPH)** is responsible for protecting and promoting the health of the citizens of suburban Cook County.

The **Department of Revenue** is responsible for the administration, collection, and enforcement of all Cook County home-rule taxes.

The **Department of Risk Management** plans, directs, and coordinates a comprehensive risk management program, which minimizes the County's potential exposure to loss.

The **Ruth M. Rothstein CORE Center** is a specialized health care facility operating as a joint venture with Rush Medical Center to provide a broad range of outpatient care to individuals and families affected by HIV/AIDS and other infectious diseases.

The **Secretary to the Board of Commissioners** provides legislative support and information for the Cook County Board of Commissioners, President, elected officials, agencies, departments, and members of the public. By providing information regarding Board proceedings, it helps ensure an open, accessible, and transparent government.

The **Office of the Sheriff** directs and administers eight departments: Administration, Information Technology, Court Services, Police Department, Community Corrections, Department of Corrections, Merit Board, and the Office of Professional Review, Professional Integrity and Special Investigations.

The **Sheriff's Administration and Human Resources** streamlines the fiscal, legal, policy, and communications administrative functions to ensure that the operational departments of the Sheriff's Office are provided with the necessary resources to carry out their mission. This bureau is comprised of the Legal Department, Office of Policy and Communication, Office of Intelligence Center, Fiscal Administration, and Payroll Department.

The **Sheriff's Department of Information and Technology** promotes the integration of technology, provides reliable, predictable, and stable technology services to all Sheriff's Office departments. The Department provides project transparency through clear governance processes and predictability. In addition, the Department administers human resources, training, support, and vehicle services. This bureau is comprised of the Office of Information Technology, Office of Policy and Accountability, Vehicles Department, Department of Support Services, Training Institute, Office of Peer Support, and Human Resource's Administration.

The **Sheriff's Merit Board** adopts rules and regulations for governing the Sheriff's departments and conducts promotional exams for the Police Department and the Department of Corrections. The Board investigates all disciplinary problems within the Sheriff's budgetary units.

The **Sheriff's Police Department** is responsible for the preservation of peace, suppression of crime, and enforcement of regulatory ordinances. The police patrol unincorporated areas of Cook County, coordinate activities, and provide assistance to other police agencies throughout the County.

The **Sheriff's Office of Professional Review, Professional Integrity & Special Investigations** audits and evaluates activities in order to deter and prevent corruption, fraud, waste, mismanagement, and unlawful political discrimination within the Sheriff's Office.

The **Social Service Department** is a community corrections and court services department under the Chief Judge mandated by the Court to direct adult felony and misdemeanor offenders in satisfying court-ordered conditions and penalties. Staff craft and employ offender-specific strategies to achieve the sentencing objective of the court, which the Illinois Constitution defines as restoring the offender to useful citizenship. In partnership with the Court and the community, the Department increases public safety by redirecting offenders toward noncriminal behavior in the home, school, workplace, and community.

The **State's Attorney Office** works to preserve public safety, ensure the fair and efficient administration of justice, improve the delivery of services to the citizens of Cook County in the prosecution of criminal offenses, provide assistance to victims and witnesses, and vigorously represent Cook County and its officers in all civil proceedings.

The **Department of Transportation and Highways (DOTH)** is responsible for maintaining the highways in order to provide safe and economical movement of people and goods. It is also charged with creating a system of roads and highways that supports the development of the regional economy.

The **Veterans Assistance Commission (VAC)** is the leading provider of immediate financial and comprehensive services to Cook County Veterans and their families is to be the trusted partner, ensuring timely and efficient assistance.

The **Zoning Board of Appeals** considers and hears all zoning appeals pertaining to land uses in unincorporated Cook County. Public hearings for Map Amendments and/or Special Use applications are conducted in the townships in which the property is located to decide a just and lawful determination of issues involved.



CHART OF ACCOUNTS FISCAL YEAR 2023

CLASSIFICATION DESCRIPTIONS AND CODING DEFINITIONS BY OBJECT AND PURPOSE OF APPROPRIATIONS

BUREAU OF FINANCE-DEPARTMENT OF BUDGET AND MANAGEMENT SERVICES

STATEMENT OF PURPOSE

This Chart of Accounts offers a detailed description of classifications and coding by object and purpose of accounts as a guideline for appropriate account usage in budgeting functions throughout Cook County.

REVENUE

400010 Property Taxes

Revenue from taxes levied on an assessed valuation of real and/or personal property.

400040 Tax Increment Financing Taxes

Revenue from tax increment finance (TIF) districts.

401130 Non-Retailer Trans Use Tax

Revenue from a tax on the transfer or purchase of a motor vehicle that is titled or registered from a non-retailer.

401150 County Sales Tax

Revenue from a tax imposed on general merchandise at the rate of 1.75%.

401170 County Use Tax

Revenue derived from a tax that applies to tangible personal property (e.g., cars, motorcycles, boats) titled or registered with a State agency, within the corporate limits of Cook County.

401190 Gasoline / Diesel Tax

Revenue from a tax imposed on the retail sale of gasoline and diesel in Cook County.

401210 Alcoholic Beverage Tax

Revenue from a tax imposed on the retail sale of all alcoholic beverages in Cook County.

401230 New Motor Vehicle Tax

Revenue from a tax that applies on the retail sale of new motor vehicles in Cook County.

401250 Wheel Tax

Revenue from an annual license fee authorizing the use of any motor vehicle within the unincorporated areas of Cook County.

401310 Off Track Betting Comm.

Fees collected from off track betting.

401330 Il Gaming Des Plaines Casino

Revenue from gambling machines at the Des Plaines Casino.

401350 Amusement Tax

Revenue from a tax imposed upon the patrons of amusement within Cook County, such as sporting events and theaters.

401370 Parking Lot and Garage Operation

Revenue from tax imposed upon the use and privilege of parking a motor vehicle in any parking lot or garage in Cook County.

401390 State Income Tax

Revenue from a flat tax of 4.95% on income.

401430 Cigarette Tax

Revenue from a tax imposed on packs of 20 cigarettes.

401450 Other Tobacco Products

Revenue from a tax imposed on all other tobacco products including vapor products.

401470 General Sales Tax

Revenue derived primarily from the Illinois Retailer's Occupation Tax which is imposed on persons engaged in selling tangible personal property at retail and persons in the business of selling services in the state.

401490 Firearms Tax

Revenue from a tax on firearms and ammunition sold in Cook County.

401530 Gambling Machine Tax

Revenue from tax on gambling machines.

401550 Hotel Accommodations Tax

Revenue from tax on gross rentals or leasing.

401570 Video Gaming Tax

Revenue generated from annual application and license fees for video gaming terminals.

401580 Cannabis Tax

Revenue derived from the Cannabis Retailer's Occupation Tax.

401590 Sports Wagering Tax

Revenue from licenses, fees and taxes associated with sports wagering in Cook County.

402010 Fees and Licenses

The Board of Review collects revenue for their Digital Appeals Processing System to absorb higher volumes of appeals and defend Property Tax Appeal Board cases.

402100 County Treasurer

Revenue primarily from fees and fines related to the delinquent collection of property taxes.

402150 County Clerk

Revenue primarily from fees related to the issuance of birth records, death records and marriage certificates records.

402200 County Recorder and Registrar

Fees, Taxes, and Fines related to the sale and purchase of real estate across the County including the Real Estate Transfer Tax.

402250 Recorder Audit Revenues

Revenue collected from audits of real estate transactions to recoup taxes that had previously been filed incorrectly.

402300 Building and Zoning

Building and Zoning Administration fees including the issuances of permits and contractor registration fees.

402350 Environmental Control

Fees issued by the Department of Environment & Sustainability for permits and other fees.

402400 Highway Dept Permit Fees

Fees collected from Construction and Hauling permits.

402450 Liquor Licenses

Revenue from fees and fines related to the issuance of liquor licenses.

402500 County Assessor

Revenue derived from fees on FOIA requests.

402548 Clerk of the Circuit Court Fees

Fees collected by the Clerk of the Circuit Court for the provision of services within the Courts of Cook County.

402950 Sheriff General Fees

General fees collected by the Sheriff's office coming primarily from traffic tickets and overweight alarm permits and Fees collected by the Sheriff's Municipal division for summons and evictions.

403060 State's Attorney

Revenue from fees for felony and misdemeanor convictions in Circuit Court that are imposed by judges and collected by the Clerk of the Circuit Court.

403100 Supportive Services

Revenue collected from fees related to adoption.

403120 Public Administrator

Revenue from administrative fees for investigation and administration services for people who die in Cook County without a will or where there is no person with the right or desire to administer the state.

403150 Public Guardian

Revenue from legal and estate fees charged to clients to manage their estates.

403170 Court Service Fee

Fee dedicated to defraying court security expenses incurred by the Sheriff in providing court services or for any other court services deemed necessary by the sheriff to provide for court security.

403210 Medical Examiner

Fees related to the provision of services by the Cook County Medical Examiner.

403280 Contract Compliance M/WBE Cert

Fees related to the certification and registration of MBE and WBE Vendors.

404040 State of Illinois Reimbursements

Reimbursement by the State of Illinois for the Salaries of Public Defenders, State's Attorneys and Other Probationary Officers.

404060 Other Governments

Reimbursements to the County from the Forest Preserve.

405010 Investment Income

Returns and Interest on financial investments.

406008 Indirect Cost

Reimbursements to the General Fund for indirect costs provided to the Special Purpose Funds on behalf of the County.

406010 State of Illinois

State reimbursement related to Administrative Office of Illinois Court (AOIC). Reimbursement amount reflects funding to be received from the State for invoice vouchers billed, which is used to pay the salaries of probation officers and administrative staff working in adult, social service, juvenile and JTDC probation.

407010 Miscellaneous Revenue

Largely consists of revenues related to Pharmaceutical Rebates, telephone commissions, 69 West rental income, energy efficiency rebates and other revenues.

407080 Other

Revenues related to Favorable Settlements, Parking fees, Cable TV Franchise fees, and miscellaneous other fees.

409524 Affordable Care Act PMPM

Reimbursements to CCH for Medicaid eligible adults.

409528 Family Health Plans PMPM

Reimbursements to CCH for Medicaid eligible children, pregnant women, families, and adults.

409532 Integrated Care Program PMPM

Reimbursements to CCH for seniors and persons with disabilities who are eligible for Medicaid but not eligible for Medicare.

409536 Managed Long-Term Services and Support PMPM

Reimbursements to CCH for seniors and persons with disabilities who get full Medicare and Medicaid benefits and live in a nursing home or long-term care facility, or who get home-based waiver services.

409539 Other Population Revenue PMPM

Reimbursements to CCH for Medicaid eligible members not covered in any of the Medicaid benefits plan.

409542 Other State Revenue

Reimbursements to CCH for other Medicaid revenue not related to per member per month rates.

409549 Medicare

Reimbursements to CCH from the federal health insurance program for people who are 65 or older, certain younger people with disabilities and people with end-stage renal disease.

409563 Graduate Medical Education

State reimbursement to CCH for costs associated with instruction conducted at inpatient and outpatient facilities.

409574 CCH Medicaid BIPA IGT

Reimbursements to CCH under the Medicare, Medicaid, and SCHIP Benefits Improvement and Protection Act of 2000 (BIPA) for healthcare services provided to a disproportionate number of Medicaid and low-income patients.

409579 Medicaid Revised Plan Revenue DSH

Reimbursements to CCH under Federal law which requires that state Medicaid programs make Disproportionate Share Hospital (DSH) payments for providing healthcare services to a large number of Medicaid and uninsured patients.

409585 Domestic Transfer - Elimination

Offsets net patient service revenue at CCH facilities that is generated from domestic claims paid by Health Plan Services.

409593 Medicaid Fee for Service

Reimbursements to CCH from Medicaid, a jointly funded State and Federal government program that pays for medical assistance for eligible children, parents and caretakers of children, pregnant women, persons who are disabled, blind or 65 years of age or older, those who were formerly in foster care services, and adults aged 19-64 who are not receiving Medicare coverage and who are not the parent or caretaker relative of a minor child.

409598 Private Payors and Carriers

Payments to CCH from individual or employer-based insurance plans for healthcare services.

409604 Directed Payments

Payments to CCH from the State based on CCH managed care claims that are paid at the fee-for-service rate and adjusted to the encounter rate.

410050 Other Revenue

Miscellaneous CCH related revenue.

EXPENSES**501000 Personal Services**

This category includes accounts from which payment is made for personal services rendered to the County by an officer or employee of the County, any amount required or authorized to be deducted from salary for specific benefit programs, retirement or tax, or any amount directly related to authorized reimbursable employee expenses.

501005 Salaries and Wages of Employees with Benefits

Amounts paid to County employees appointed to positions indicated in the approved and adopted budget.

501006 Salaries and Wages of Regular Employees**501130 Salaries and Wages of Non-Regular Employees with Benefits****501164 Planned Salary Adjustments**

Amounts paid to employees for authorized work performed in addition to the normal work period for which an employee is compensated as provided by County policy or agreement. Includes expenses for per diem employees and other employees under contract with the County.

501165 Planned Salary Adjustment**501210 Planned Overtime Compensation****501225 Planned Benefit Adjustment****501295 Salaries and Wages of Per Diem Employees****501420 Salaries and Wages of Employees per Contract****501510 Mandatory Medicare Costs**

Payments mandated by Federal law to be paid by the County to match the Medicare (FICA) tax deducted from eligible employees. This amount is calculated by the DBMS.

501511 Mandatory Medicare Costs**501540 Workers' Compensation**

Amounts contributed to the Self Insurance Fund for payments of temporary total disability benefits to employees for work-related injury, payments to medical providers, and payments of awards or settlements mandated by the Industrial Commission of the State of Illinois. This amount is calculated by DBMS.

501541 Workers' Compensation

501585 Insurance Benefits

Estimated value of payments made to carriers and providers on behalf of County employees for benefits.

501586 Insurance Benefits**501590 Group Life Insurance****501610 Group Health Insurance****501640 Group Dental Insurance****501660 Unemployment Compensation****501690 Vision Care****501710 Fringe Benefits****501715 Group Pharmacy Insurance****501750 Shared Tuition****501765 Professional Development and Fees**

Payments associated with the continuing training or education of Cook County personnel.

501766 Professional Development and Fees**501770 Seminars for Professional Employees****501790 Professional and Technical Membership Fees****501805 Training Programs for Staff Personnel****501830 Personal Allowances Not Classified****501835 Transportation and Travel Expenses**

Expenditures associated with the travel expense of employees to other County facilities, work locations, training, seminars, and meetings. These costs may include reimbursement for automobile usage, public transportation, or private carriers, and are paid at a rate determined by the Bureau of Administration.

501836 Transportation and Travel Expenses**501838 Transportation or Resident****520000 Contractual Services**

This category includes accounts funded for payment of services that by their nature can be performed only by persons or firms with specialized skills and knowledge. Although a product may or may not result from the transaction, the primary reason for the purchase is the service provided. Included are services that support the various policy-making and managerial activities of the County, professional services supporting various County facilities, and services that are not regarded as professional but that require basic scientific knowledge or specialized skills. Expenditures related to routine building service functions are appropriately charged to these accounts. Excluded are expenditures for operation, maintenance and repair of equipment or facilities; any items related to capital building projects; and all capital equipment purchases. All persons paid for services rendered from accounts in this series will receive a 1099 form for federal and state income tax purposes. No payment will be made via payroll.

520005 Ambulance Service

Expenditures for transport provided by specially equipped vehicles for escorted transfer of the medically disabled between facilities for appointments, treatment, specialized care, or tests.

520010 Ambulance Service

520029 Armored Car Service

Expenditures for transport provided by specially equipped vehicles to transfer currency from various County facilities to depositories.

520030 Armored Car Service**520049 Scavenger and Hazardous Materials Services**

Expenditures for transport of disposable waste and obsolete materials and equipment from County facilities.

520050 Scavenger and Hazardous Materials Services**520095 Transport Services**

Expenditures for transport of persons involved in special activities or projects which are sponsored by or are the responsibility of the County. Expenditures for transport not specified in other accounts, are in this category. This includes transportation expenses for non-employees traveling on the County's business for consulting, interviewing and recruitment activities or legal matters. Purpose for which funding is requested should be specified in the appropriation request.

520100 Transport Services**520149 Communication Services**

Expenditures for telecommunication services as determined by central services. Also, this account is used to pay for expenditures related to IP Addresses for Transmittal of Election Results.

520150 Communication Services**520189 Laundry and Linen Services**

Expenditures for the management and operation of the linen delivery and laundry function at County facilities. The cost of the service may include charges for management, pick-up and delivery of linen, replacement of linen and transportation related costs. For charges related to laundry supplies, refer to supply account 530175.

520190 Laundry and Linen Services**520209 Food Services**

Expenditures for management of the food service function at County facilities. The cost of the food is included only if the service and the food are part of the same contract. For charges related to food and dietary supplies, refer to supply account 530010.

520210 Food Services**520239 Media Broadcasting Services**

Expenditures for cable transmission of programs or data.

520240 Media Broadcasting Services**520259 Postage**

Expenditures for postage stamps and service for general office and institutional use, including postage meter setting payments, stamped envelopes, stamped post cards, postal permit deposits, overnight/express mail, postal registry, and other U.S. Postal Services. For charges related to parcel delivery and courier service, refer to account 520280.

520260 Postage

520279 Shipping and Freight Services

Expenditures for private courier or parcel delivery, such as Federal Express, United Parcel Service, etc. For charges related to the U.S. Postal Service, refer to account 520260.

520280 Shipping and Freight Services**520325 Lodging for Non-Employees**

Expenditures for lodging and meals of non-employees participating in County programs and prisoners in the custody of the County.

520330 Lodging for Non-Employees**520339 Lodging for Non-Employees****520389 Contract Maintenance Services**

Expenditures for services rendered such as janitorial, cleaning of buildings, carpet cleaning, control of vermin, window washing, snow removal, lawn care, mowing and grounds maintenance services. Excluded are building and site reconstruction or reconditioning activities typically provided by trades such as painters, tuck pointers, glaziers, and similar trades (refer to account 540370) or the services of landscapers, cement contractors, pavers and similar providers of grounds improvement services (refer to account 540430).

520390 Contract Maintenance Services**520469 Services for Minors or the Indigent**

Expenditures for housing, food and other services for minors, veterans, and the indigent as required by County programs or the courts.

520470 Services for Minors or the Indigent**520485 Graphics and Reproduction Services**

Expenditures and chargebacks for printing and publishing of media used for daily County operations and special events such as bound volumes of County Board proceedings, ballots, displays, brochures, and business materials, including business cards, stamps, seals, and labels. Includes expenditures for professional surveyors, providers of operational functions and non-employee staff submitting reports.

520490 Graphics and Reproduction Services**520508 Printing and Inside Reproduction Services****520512 Surveys, Operations and Reports****520518 Developing Services****520569 Collection Services**

Cost of payments to businesses or individuals who perform collection services for unpaid billings or delinquent accounts related to charges for services provided by the County.

520570 Collection Services

520609 Advertising and Promotions

Expenditures for media advertising and publicizing for specific purposes such as employment, property sales, approved budget, bids, legal notices, and similar purposes. Purpose for which funding is requested should be specified in the appropriation request.

520610 Advertising and Promotions**520649 Media Storage Services**

Expenditures for imaging County records. This includes the cost of document preparation, transfer, and image processing.

520650 Media Storage Services**520670 Professional Services**

Cost of purchased services not specified in other accounts in this category.

520675 Purchased Services**520725 Loss and Valuation**

Premium cost paid to insurance companies to provide bonding services and liability insurance coverage to the County. It includes protection against catastrophic liability claims and losses of certain types of capital equipment.

520730 Loss and Valuation**520790 Malpractice Insurance****520810 Premiums for Equipment Insurance****520825 Professional Services**

Charges for services that by their nature can only be performed by persons or firms with specialized skills and knowledge. Included in this account are the services of architects, engineers, auditors for the independent County-wide audit and professional non-medical consultants. Also included are charges for consultant, technical and special services (e.g., court interpreters, data processors and security services).

520830 Professional Services**520894 Auditing Services****521005 Professional Legal Expenses**

Charges for the services of law firms, attorneys, medical consultants, expert witnesses, and court reporters relating to labor law, statutory compliance, union negotiation, and other legal county matters.

521010 Professional Legal Expenses**521019 Court Reporting****521024 Medical Consultation Services****521044 Legal Fees Regarding Labor Matters****521054 Legal Services****521074 Expert Witnesses**

521119 Registry Services

Charges for the services of professionals, who are required to be registered, licensed, or certified in their specialty and whose services are obtained through businesses established as professional registries to provide services as needed.

521120 Registry Services**521155 Managed Care Claims**

Reimbursement to service providers for managed care members.

521160 Managed Care Claims**521200 Laboratory Testing and Analysis**

Charges for professional laboratories or scientific professionals for performing or analyzing specimens.

521205 Laboratory Testing and Analysis**521210 Laboratory Test for Indigent Patients****521225 Hospital Billings for Prisoners****521235 Laboratory Related Services****521245 Expenses for the Cook County Board of Health Directors****521265 Other Technical Services****521300 Special or Cooperative Programs**

For all county-wide costs of special or cooperative programs established by the County as self-sustaining or as a cooperative program with private or other governmental agencies.

521306 Confiscated Vehicles in Accordance with Illinois Revised Statutes**521308 Revolving Fund Not Otherwise Classified****521310 Economic Development Cable TV****521313 Special or Cooperative Programs****521515 Other Contractual Services**

Charges for services not specified in other accounts are in this category which are not professional, managerial, or technical in nature, and are not transportation services or purchased services. Services for which funding is requested should be specified in the appropriation request.

521520 Impersonal Services Not Otherwise Classified**530000 Supplies and Materials**

This category includes expenditures in connection with current operations to purchase articles of a consumable nature which show material change or depreciation with use. These items may also lose their identity through fabrication or incorporation into different or more complex units or substances. These accounts should not be used for outside services relating to operation, maintenance and repair of equipment or facilities but solely for the purchase of consumable supplies and materials. Items of equipment with a unit cost of less than \$1,000 are considered supplies and not capital equipment.

530005 Food Supplies

Expenditures for the acquisition of all fresh, frozen, canned, or otherwise preserved foods and beverages commonly associated with food service, including delivery cost. Also included are cost of items allied with food service, such as dietary sets, paper and plastic serving ware, utensils, paper products and other items not for consumption.

530010 Food Supplies**530100 Wearing Apparel**

Cost of all uniforms, protective clothing, and specialized wearing apparel, including shoes, for employees and non-employees. Material for fabrication of wearing apparel should not be charged to this account (refer to account 530228).

530105 Wearing Apparel**530170 Institutional Supplies**

Operating expenses for the purchase of supplies that are directly related to the administration of a department's or program's stated purpose or mission.

530175 Institutional Supplies**530188 Institutional Supply Expense****530212 Miscellaneous Dietary Supplies****530221 Formula****530224 Road Materials for Maintenance****530226 Other Maintenance Supplies****530228 Supplies and Materials Not Otherwise Classified****530257 Office Expense Secretary to the Board of Commissioners****530259 Office Expenses Chairman, Committee on Finance****530600 Office Supplies**

Charges for office machine supplies, writing supplies, art supplies, markers, chair pads, calendars and other items commonly considered stationer supplies. Also included are such items as bottled drinking water and coffee service (including delivery, supplies, and use of cooler or coffee maker). Items considered office equipment and furnishing should not be charged to this account unless the unit cost is less than \$1,000.

530605 Office Supplies**530635 Books, Periodicals and Publications**

Charges for the acquisition of vital records, books, periodicals, publications and on-line data services for facility or institutional use. LexisNexis and data services for PTAB are included.

530640 Books, Periodicals and Publications**530646 County Wide LexisNexis Contract****530649 Data Services for PTAB**

530700 Multimedia Supplies

Charges for supplies directly related to copier, photographic and printing operations. Included in this account are film, developers, papers, inks, toners, solvents, and similar products. Excluded are computer printer-related supplies (refer to account 531670).

530705 Multimedia Supplies**530785 Medical, Dental, and Laboratory Supplies**

Charges for consumable supplies used in medical, dental and laboratory functions. Items such as utensils, disposable personal care items (health facilities only), oxygen, gases, reagents, solutions, therapy supplies, dentistry supplies and general laboratory supplies should be charged to this account.

530790 Medical, Dental, and Laboratory Supplies**530804 Clinical Laboratory Supplies****530814 Radioactive Agents****530822 Blood Derivatives****530905 Pharmaceutical Supplies**

Charges for all drugs, such as controlled substances, agents, liquids (including I.V. solutions), enzymes, vitamins and unclassified therapeutic substances which are prescribed in a medical service facility. Charges for surgical instruments, applicators, bandages, trays, packs, kits, and similar surgical supplies are also included.

530910 Pharmaceutical Supplies**530941 Surgical Supplies****530963 AZT Drugs****531645 Computer and Data Processing Supplies**

Charges for all data processing supplies, including cut and continuous feed papers, forms, diskettes, connectors, cables, toner cartridges for computer printers, and other computer supplies. Software and other computer equipment should not be charged to this account unless the unit cost is less than \$1,000.

531670 Computer and Data Processing Supplies**531900 Other Supplies and Materials**

Charges for supplies and materials not specified in other accounts are in this category.

531906 Miscellaneous Supplies and Materials**540000 Operations and Maintenance**

This category includes all accounts to which charges are made for the operation and maintenance of facilities, office equipment, automotive equipment, road repair equipment and all other plant or institutional equipment. Charges may include contractual maintenance, emergency repairs, cost of heating, public water supply, natural and propane gas for heating, electricity, remodeling, and maintenance work done by the Department of Facilities Management and site improvements. Cost of parts and charges from providers of repair and maintenance service are included in this group of accounts. Generally, expenditures made for operation and maintenance are related to a capital item such as a vehicle or building. They are necessary for either the basic operation of the capital item, such as gasoline for cars, or to preserve the value of the capital item, such as tuckpointing of facilities.

540005 Utilities

Charges made for utilities such as electricity, water, and gas at County facilities.

540008 Utilities**540010 Utilities Oil****540016 Water****540022 Utilities Electricity****540028 Utilities Gas****540034 Other Utilities****540105 Moving Expenses and Remodeling**

Charges related to the minor remodeling of County facilities at the request of the department and performed by the Department of Facilities Management. Also included are moving expenses for relocation of County facilities, equipment, or materials.

540110 Moving Expenses and Remodeling**540129 Maintenance and Subscription Services**

Non-capitalizable expenses related to the maintenance and repair of equipment, including mainframe and personal computers, peripherals, and software. The costs may include any charges for usage, parts, labor, travel, etc. as billed by the vendor or provider of the maintenance or repair service.

540130 Maintenance and Subscription Services**540135 Working Capital Maintenance and Repair of Data Processing Equipment and Software****540140 Repair of Medical Equipment****540146 Operation of Automotive Equipment****540149 Other Maintenance Services****540165 Countywide Contract for Maintenance of Data Processing Equipment**

Charges for Countywide contracts for maintenance and repair of data processing equipment, such as mainframe and personal computers, peripherals, software, and similar equipment. The costs may include any charges for usage, parts, labor, travel, etc. as billed by the vendor or provider of the maintenance or repair service. Charges for accessories, non-replacement parts or upgrades purchased from any supplier or vendor, which include or exclude installation, should not be charged to this account, but to the appropriate supply or equipment account.

540170 Countywide Contract for Maintenance of Data Processing Equipment**540245 Automotive Operations and Maintenance**

Charges for maintenance and repair of all automotive equipment, including automobiles, trucks, hauling and other motorized road equipment. The costs may include any charges for replacement parts, oil, filters, tires, labor, or other items included in billing for the commodity or service. Charges for accessories, non-replacement parts or upgrades purchased from the manufacturer or other vendor, which include or exclude installation, should not be charged to this account, but to the appropriate supply or equipment account. Charges related to the operation of the vehicle that are consumable, such as fuel, should be charged to account 540146-Operation of Automotive Equipment.

540250 Automotive Operations and Maintenance

540345 Property Maintenance and Operations

Charges for the operation, grounds improvement and maintenance of County facilities including the Richard J Daley Center and 69. W. Washington.

540350 Property Maintenance and Operations**540370 Maintenance of Facilities****540390 Operating Costs for the Richard J. Daley Center****540402 Operating Costs for the Cook County Adm. Bldg. 69 W. Washington****540410 Maintenance by the Department of Facilities Management****540430 Grounds Improvement****550000 Rental and Leasing**

This category includes accounts from which payments are made for rental or leasing of automotive, institutional, medical and office equipment, and rental of offices or other facilities as required by various departments or elected officials of the County. Rental or lease agreements may include the cost of maintenance and utilities or other stipulated cost. Appropriate agencies of the County should be consulted before entering into negotiations for rentals or leases.

550005 Office and Data Processing Equipment Rental

Charges for the rental or lease of typewriters, computers, proprietary software, copiers, and other office equipment. Costs may include delivery, maintenance, parts or upgrades as stipulated in the rental or lease agreement. All rented or leased office equipment remains the property of the lessor.

550010 Office and Data Processing Equipment Rental**550029 Countywide Office and Data Processing Equipment Rental**

Expenses related to the leasing and maintenance of Cook County's multi-functional printing and scanning devices.

550030 Countywide Photocopier Lease**550059 Automotive Equipment Rental**

Charges for the rental or lease of automobiles, trucks, buses, and other automotive equipment. Costs may include delivery, routine repair and maintenance, parts or other provisions as stipulated in the rental or lease agreement. All rented or leased automotive equipment remains the property of the lessor. Charges for vehicles obtained through Lease Purchase Plan Agreements should not be charged to this account (refer to account 560269). If leased vehicle usage by an elected official is less than 100 percent for County business then the percentage of vehicle usage attributable to County business must be specified and substantiated with a mileage log that documents date, location of County activity, and round-trip miles for the day as a substantiation of the daily portion of County business use being claimed. Mileage logs must be submitted with any request for reimbursement.

550060 Automotive Equipment Rental**550079 Medical Equipment Rental**

Charges for the rental or lease of radiography, patient care or clinical laboratory equipment. Costs may include delivery, maintenance, parts or upgrades as stipulated in the rental or lease agreement. All rented or leased medical equipment remains the property of the lessor.

550080 Medical Equipment Rental

550099 Institutional Equipment Rental

Charges for the rental or lease of durable equipment which is considered necessary to the function of an institution, such as refrigeration units and kitchen or laundry equipment. Costs may include delivery, maintenance, parts or upgrades as stipulated in the rental or lease agreement. All rented or leased institutional equipment remains the property of the lessor. Charges for institutional equipment obtained through Lease Purchase Plan Agreements should not be charged to this account (refer to account 560269).

550100 Institutional Equipment Rental**550129 Facilities and Office Space Rental**

Charges for the rental or lease of space, equipment, or facilities.

550130 Facilities and Office Space Rental**550137 Rental and Leasing Not Otherwise Classified****560000 Capital Equipment and Improvements**

This category includes those accounts to which expenditures are charged for capital equipment and improvements to buildings. Items funded in this series of accounts are considered durable and are generally expected to be useful for five or more years and cost more than \$5,000. Certain equipment, although not expected to be useful for five or more years, is also considered capital in nature and should be charged to accounts in this series. Typical capital equipment items are automobiles, trucks, road building vehicles, computers, computer peripherals, computer software, office machines, office furnishings and durable equipment, parts, or accessories. Included in this category are accounts established for capital equipment obligations and reimbursement for capital equipment purchased in prior years. For additional detail and restrictions, see the Capital Equipment New Replacement Policy.

560005 Real Estate Operations

Expenditures related to enhancements to a plot of land to make it more usable.

560010 Real Estate Operations**560019 Land Improvements****560100 Property Maintenance and Operations**

Capitalizable costs related to the purchase of buildings, land, and easements, including the costs associated with the completion of the purchase process.

560105 Property Maintenance and Operations**560107 Building Improvements****560109 Fixed Plant Equipment****560111 Equipment – Special Fund****560150 Institutional Supplies**

Charges for the acquisition, at delivered price including transportation and assembling/installation costs, of such equipment as power-driven kitchen or laundry machines, stoves, refrigerators, implements, power tools and other portable machinery valued over \$5,000. In general, equipment other than fixed equipment which is necessary for the functioning of a particular facility, which is considered durable and retains specific identity, can be charged to this account.

560155 Institutional Supplies

560180 Medical, Dental and Laboratory Equipment

Charges for the acquisition, at delivered price including transportation and assembling/installation costs, of such equipment as EKG machines, X-ray machines, scopes, respirators, dental drills, test analyzers, microscopes, and all other similar equipment for use in a medical, dental or laboratory facility.

560185 Medical, Dental and Laboratory Equipment**560200 Communication Services**

Charges for telephone instruments, switchboards, answering devices, facsimile machines, data terminals, interconnection equipment and all radio based, mobile, portable, or paging equipment, including transmission and receiving antennae. Cost may include delivery, setup, or installation charges as approved.

560205 Communication Services**560220 Computer & Data Processing Supplies**

Charges for the acquisition of durable equipment for electronic data processing use, including transportation and assembling/installation costs, such as mainframe computers, personal computers, peripherals, software, and similar equipment. Certain items under \$1,000 per unit (such as monitor, CPU and keyboard) should be grouped together and purchased as "desktop set". Expenditures for "proprietary software", which remains the property of the supplier and is leased by agreement, should not be charged to this account (refer to account 550010).

560225 Computer & Data Processing Supplies**560240 Furniture Supplies**

Charges for the acquisition, at delivered price including transportation and assembly/installation costs, of such equipment and furnishings as typewriters, cash registers, copiers, microfilm machines, desks, chairs, tables, file cabinets, floor covering (carpeting, tile, etc.), draperies and other furnishings suitable for office or institutional use. Certain items individually under \$1,000 (such as a conference room set of chairs and table) may be grouped and purchased through this account. Excluded from this account are charges for medical, communications, and computer equipment, for which separate accounts have been established (refer to accounts 560185, 560205, and 560225). For individual items under \$1,000 in unit value, refer to account 530605.

560245 Furniture Supplies**560260 Vehicle Equipment & Supplies**

Charges for the acquisition of vehicles and the equipment used for the repair of vehicles.

560265 Vehicle Equipment & Supplies**560267 Automotive Equipment****560269 Lease Purchase Plan Vehicles****560300 Capital Projects**

Funds allocated for payment over a period defined by the Bureau of Finance for capital improvement programs.

560305 Capital Projects**560311 Expenses on CIP Projects****560318 Alterations and Remodeling by the Department of Facilities Management****560320 Bond Expenses**

560350 Capital Equipment

Charges for durable equipment not included in other Capital Equipment and Improvement accounts. Included are reimbursements for capital equipment purchases made in prior years from operating funds.

560355 Capital Equipment**560371 Reimbursement for Capital Equipment****580000 Contingency and Special Purposes**

This category includes accounts established to provide funds for general expenses, special programs and other expenses which fluctuate each fiscal year and require contingent funding. These accounts are established by the Bureau of Finance as authorized.

580001 Reserve for Claims

Funds appropriated to be used for the payment of awards or settlements as a result of litigation arising out of liability.

580010 Reserve for Claims**580031 Reimbursement to Designated Fund**

Amounts allocated for transfer to designated fund for reimbursement of expenses incurred or to supplement available resources, including grant matching funds. Specify recipient fund in the appropriation request.

580033 Reimbursement to Designated Fund**580050 Cook County Administration**

Reimbursement for administrative services provided by offices in the County Corporate Fund.

580055 Cook County Administration**580060 Fees of Counsel and Expert Witnesses for Indigent**

Expenses for attorneys and expert witnesses for the indigent as authorized upon request of the Office of the Public Defender.

580065 Fees of Counsel and Expert Witnesses for Indigent**580070 Expenses by Order of Appellate Court**

Expenses for implementing orders of the Appellate Court as a result of litigation.

580075 Expenses by Order of Appellate Court**580080 Federal Court Fines**

Costs of fines levied by the United States District Court as a result of litigation.

580085 Federal Court Fines**580090 Reimbursement of Estates**

Funds for distribution to heirs after an estate is settled.

580095 Reimbursement of Estates

580105 Workers' Compensation Settlements

Amounts paid to settle Workers' Compensation claims against the County and paid from the County Self-Insurance Fund.

580110 Workers' Compensation Settlements**580135 Self-Insurance Settlements**

Amounts paid to settle claims against the County and paid from the County Self-Insurance Fund.

580140 Self-Insurance Settlements**580165 Grant Disbursements**

Funds disbursed to other agencies or individuals from a grant administered by the County.

580170 Grant Disbursements**580175 Expenditures Related to the Redistricting Process**

Costs associated with the mandated redistricting of Cook County.

580180 Expenditures Related to the Redistricting Process**580195 Expenses Related to External Borrowing**

Expenses include but are not limited to interest payments for a line of credit, rating agency service fees, trustee fees, arbitrage rebate calculations and investor relationship service fees.

580200 Expenses Related to External Borrowing**580215 Institutional Memberships & Fees**

Charges for membership of various County institutions in professional organizations related to their function or service or for licensure or certification by professional organizations as desired or required by the County agency.

580220 Institutional Memberships & Fees**580235 Public Programs and Events**

Costs for County-sponsored public programs and events, such as County Awareness Day and similar activities.

580240 Public Programs and Events**580279 Contingency (As Mandated by Law)**

Contingency funds for purposes and in amounts as mandated.

580280 Contingency (As Mandated by Law)**580299 General and Contingent Expenses Not Otherwise Classified**

County contingency funds for miscellaneous expenses and purposes not otherwise provided for; the Comptroller shall render a final account to the County Board and return any surplus remaining to the County Treasurer.

580300 General and Contingent Expenses Not Otherwise Classified

580339 Contingencies for Investigations

Special County contingency funds for special investigative purposes at the request of the President and the Board of Commissioners. The President of said Board shall report all expenditures made, and all unexpended funds shall be returned to the County Treasurer at the end of the fiscal year.

580340 Contingencies for Investigations**580359 Contingency Fund for the Use of the State's Attorney**

Special contingency funds for the use of the State's Attorney. The State's Attorney shall report all expenditures made to the County Board, and unexpended funds shall be returned to the County Treasurer at the end of the fiscal year.

580360 Contingency Fund for the Use of the State's Attorney**580379 Appropriation Adjustments**

Funds approved to adjust appropriations as authorized.

580380 Appropriation Adjustments**580399 Reimbursement for Special Purposes Programs**

Amounts allocated for transfer to designated fund for reimbursement of expenses incurred.

580400 Reimbursement for Special Purposes Programs**580419 Appropriation Transfer**

Amounts designated as transfer from a designated fund for reimbursement of expenses incurred or to supplement available resources.

580420 Appropriation Transfer**580425 Domestic Transfer - Elimination**

Offsets domestic claims expenses incurred by Health Plan Services for CountyCare members receiving care at CCH facilities

580426 Domestic Transfer - Elimination**580431 Interest on Tax Anticipation Notes**

Interest paid to financial institutions for funds made available on a short-term basis in anticipation of repayment by the County when revenues from taxes are received.

580432 Interest on Tax Anticipation Notes**580435 Allowance for Delinquent Taxes**

An allowance for that portion of the property tax levy which is anticipated to be delinquent in the year due. This amount is determined by the DBMS. In FY 1993 and subsequent years, this appropriation was made as a subsection of the Budget Resolution.

580436 Allowance for Delinquent Taxes

580439 Short-Term Financing Expenses

Expenses incurred related to the issuance of short-term debt, such as tax anticipation notes, tender notes, and letters of credit. Interest expense related to the short-term financing instrument should not be charged to this account (see account 580432).

580440 Short-Term Financing Expenses**580451 Reserve for Flexible Spending Account Program**

Contingent funds reserved to pay the cost of Flexible Spending Account charges incurred or not recovered.

580452 Reserve for Flexible Spending Account Program**580455 Reserve for County Health Insurance Program**

Contingent funds reserved to pay the cost of medical treatment or to reimburse insurance carriers for benefits assigned on behalf of employees and eligible dependents.

580456 Reserve for County Health Insurance Program**580499 Capital Outlay**

Used to account for the acquisition, construction, and renovation of major Capital facilities of the County.

580500 Capital Outlay**580549 Principal**

To record principal payments due on the general long-term debt incurred by the County.

580550 Principal**580559 Interest and Other Charges**

To record interest payments due on the general long-term debt incurred by the County.

580570 Interest and Other Charges



Toni Preckwinkle
President,
Cook County Board of Commissioners

John P. Daley
Chairman, Committee on Finance

Tanya S. Anthony
Chief Financial Officer

Kanako Ishida Musselwhite
Budget Director

Tara Stamps
1st District Commissioner

Dennis Deer
2nd District Commissioner

Bill Lowry
3rd District Commissioner

Stanley Moore
4th District Commissioner

Monica Gordon
5th District Commissioner

Donna Miller
6th District Commissioner

Alma E. Anaya
7th District Commissioner

Anthony Quezada
8th District Commissioner

Maggie Trevor
9th District Commissioner

Bridget Gainer
10th District Commissioner

John P. Daley
11th District Commissioner

Bridget Degnen
12th District Commissioner

Josina Morita
13th District Commissioner

Scott R. Britton
14th District Commissioner

Kevin B. Morrison
15th District Commissioner

Frank J. Aguilar
16th District Commissioner

Sean M. Morrison
17th District Commissioner

www.cookcountyil.gov/Budget